

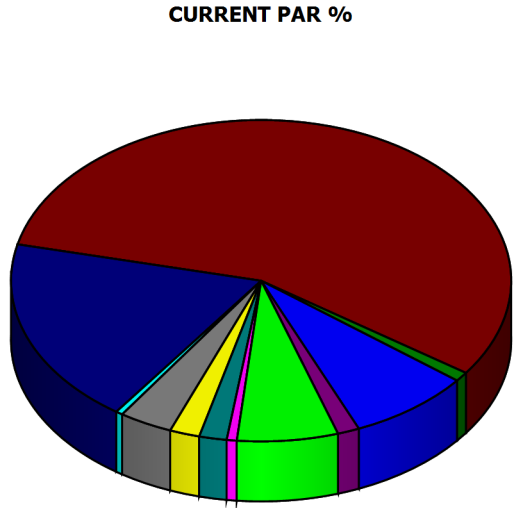
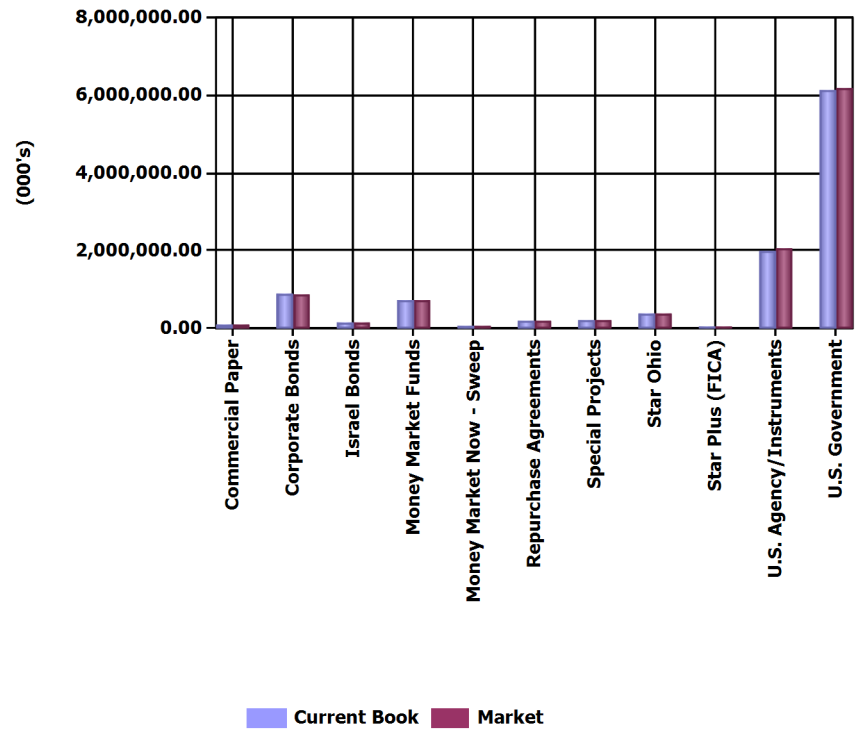


Run Date: 9/4/2018 1:27:29 PM

Investments Outstanding As Of Date: 8/31/2018

Assets (000's)	Current Par	Current Book	Current Market	Mkt/ Cur Book	Yield	WAL (Yr)	Mat (Yr)
Commercial Paper	106,409,817.58	106,370,278.08	106,383,968.16	100.01 %	1.92 %	.014	.014
Corporate Bonds	891,942,000.00	901,687,595.46	881,787,624.46	97.79 %	2.06 %	2.181	2.229
Israel Bonds	159,000,000.00	159,000,000.00	158,787,397.60	99.87 %	2.78 %	2.074	2.074
Money Market Funds	733,486,097.79	733,486,097.79	733,486,097.79	100.00 %	1.88 %	.003	.003
Money Market Now - Sweep	72,867,495.54	72,867,495.54	72,867,495.54	100.00 %	0.50 %	.003	.003
Repurchase Agreements	200,000,000.00	200,000,000.00	200,000,000.00	100.00 %	1.96 %	.011	.011
Special Projects	217,866,835.72	217,866,835.72	217,866,835.72	100.00 %	1.48 %	.583	.583
Star Ohio	387,836,219.30	387,836,219.30	387,836,219.30	100.00 %	2.11 %	.003	.003
Star Plus (FICA)	51,013,479.51	51,013,479.51	51,013,479.51	100.00 %	1.34 %	.003	.003
U.S. Agency/Instruments	2,113,019,000.00	1,999,404,362.21	2,068,347,916.00	103.45 %	1.87 %	.789	2.407
U.S. Government	6,300,339,250.00	6,136,862,366.93	6,186,652,165.18	100.81 %	1.90 %	1.147	1.147
Totals (000's):	11,233,780,195.44	10,966,394,730.54	11,065,029,199.26	100.90 %	1.91 %	1.006	1.314

PORTFOLIO ALLOCATION



- Commercial Paper - 1%
- Corporate Bonds - 8%
- Israel Bonds - 1%
- Money Market Funds - 7%
- Money Market Now - Sweep - 1%
- Repurchase Agreements - 2%
- Special Projects - 2%
- Star Ohio - 3%
- Star Plus (FICA) - 0%
- U.S. Agency/Instruments - 19%
- U.S. Government - 56%

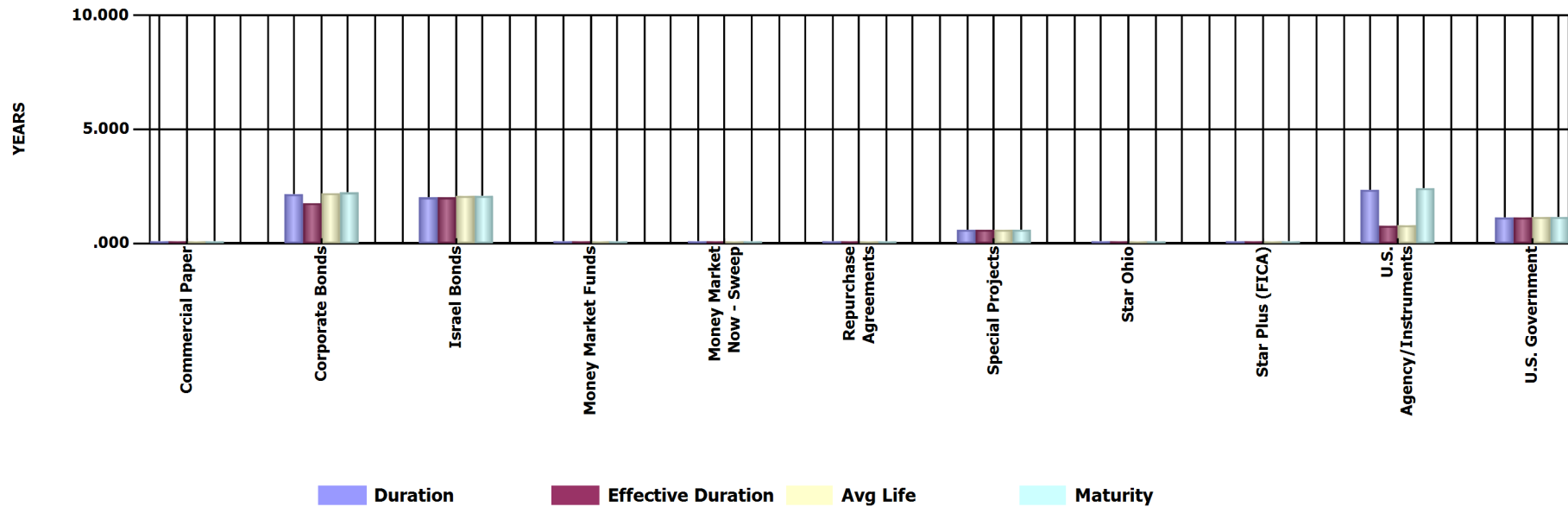


Run Date: 9/4/2018 1:27:29 PM

Investments Outstanding As Of Date: 8/31/2018

Assets (000's)	Current Par	Duration (Yr)	Effective Duration (Yr)	WAL (Yr)	Mat (Yr)
Commercial Paper	106,409.82	.014	.014	.014	.014
Corporate Bonds	891,942.00	2.146	1.744	2.181	2.229
Israel Bonds	159,000.00	2.009	2.009	2.074	2.074
Money Market Funds	733,486.10	.003	.003	.003	.003
Money Market Now - Sweep	72,867.50	.003	.003	.003	.003
Repurchase Agreements	200,000.00	.011	.011	.011	.011
Special Projects	217,866.84	.582	.582	.583	.583
Star Ohio	387,836.22	.003	.003	.003	.003
Star Plus (FICA)	51,013.48	.003	.003	.003	.003
U.S. Agency/Instruments	2,113,019.00	2.338	.763	.789	2.407
U.S. Government	6,300,339.25	1.131	1.131	1.147	1.147
Totals (000's):	11,233,780.20	1.285	.956	1.006	1.314

MATURITY ANALYSIS



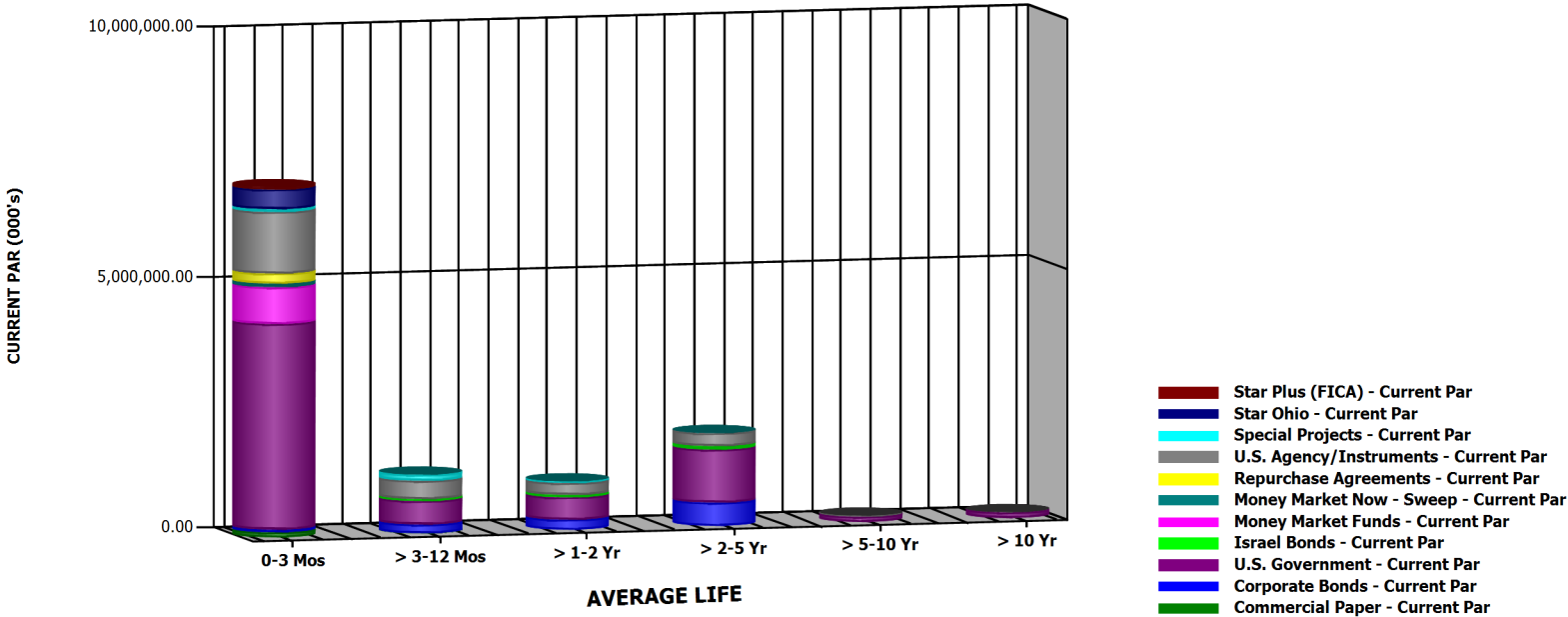


Run Date: 9/4/2018 1:27:29 PM

Investments Outstanding As Of Date: 8/31/2018

Current Par (000's)	0-3 Mos	> 3-12 Mos	> 1-2 Yr	> 2-5 Yr	> 5-10 Yr	> 10 Yr	Totals (000's)
Commercial Paper	102,509.82	3,900.00	0.00	0.00	0.00	0.00	106,409.82
Corporate Bonds	53,095.00	177,118.00	198,812.00	462,917.00	0.00	0.00	891,942.00
Israel Bonds	0.00	41,200.00	47,800.00	70,000.00	0.00	0.00	159,000.00
Money Market Funds	733,486.10	0.00	0.00	0.00	0.00	0.00	733,486.10
Money Market Now - Sweep	72,867.50	0.00	0.00	0.00	0.00	0.00	72,867.50
Repurchase Agreements	200,000.00	0.00	0.00	0.00	0.00	0.00	200,000.00
Special Projects	59,359.58	123,604.65	33,893.49	1,009.13	0.00	0.00	217,866.84
Star Ohio	387,836.22	0.00	0.00	0.00	0.00	0.00	387,836.22
Star Plus (FICA)	51,013.48	0.00	0.00	0.00	0.00	0.00	51,013.48
U.S. Agency/Instruments	1,227,681.00	363,497.00	237,564.00	258,298.00	22,143.00	3,836.00	2,113,019.00
U.S. Government	4,108,943.00	467,273.25	446,396.25	1,059,339.75	104,382.25	114,004.75	6,300,339.25
Totals (000's):	6,996,791.69	1,176,592.90	964,465.74	1,851,563.88	126,525.25	117,840.75	11,233,780.20

AVERAGE LIFE DISTRIBUTION

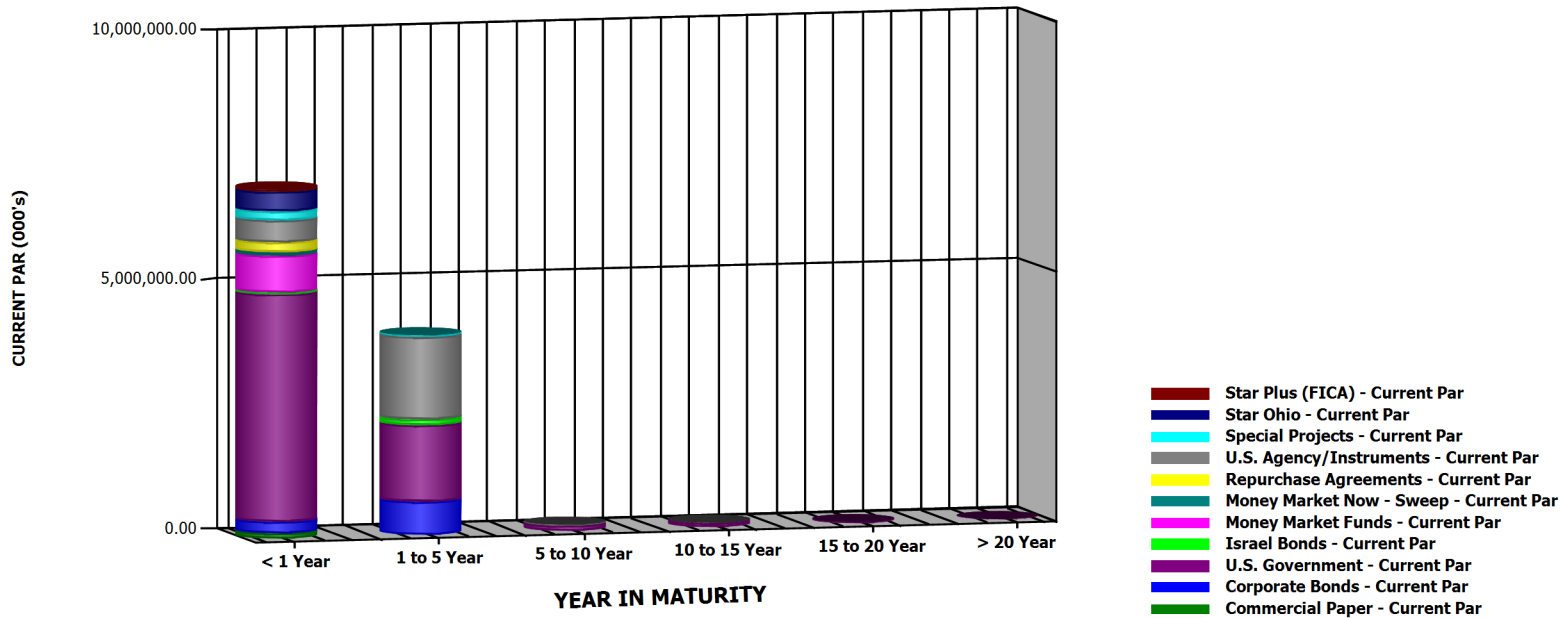




Run Date: 9/4/2018 1:27:29 PM

Investments Outstanding As Of Date: 8/31/2018

Current Par (000's)	< 1 Year	1 to 5 Year	5 to 10 Year	10 to 15 Year	15 to 20 Year	> 20 Year	Totals (000's)
Commercial Paper	106,409.82	0.00	0.00	0.00	0.00	0.00	106,409.82
Corporate Bonds	230,213.00	661,729.00	0.00	0.00	0.00	0.00	891,942.00
Israel Bonds	41,200.00	117,800.00	0.00	0.00	0.00	0.00	159,000.00
Money Market Funds	733,486.10	0.00	0.00	0.00	0.00	0.00	733,486.10
Money Market Now - Sweep	72,867.50	0.00	0.00	0.00	0.00	0.00	72,867.50
Repurchase Agreements	200,000.00	0.00	0.00	0.00	0.00	0.00	200,000.00
Special Projects	182,964.23	34,902.61	0.00	0.00	0.00	0.00	217,866.84
Star Ohio	387,836.22	0.00	0.00	0.00	0.00	0.00	387,836.22
Star Plus (FICA)	51,013.48	0.00	0.00	0.00	0.00	0.00	51,013.48
U.S. Agency/Instruments	436,758.00	1,650,282.00	22,143.00	3,836.00	0.00	0.00	2,113,019.00
U.S. Government	4,551,216.25	1,530,736.00	104,382.25	85,397.25	22,216.50	6,391.00	6,300,339.25
Totals (000's):	6,993,964.59	3,995,449.61	126,525.25	89,233.25	22,216.50	6,391.00	11,233,780.20

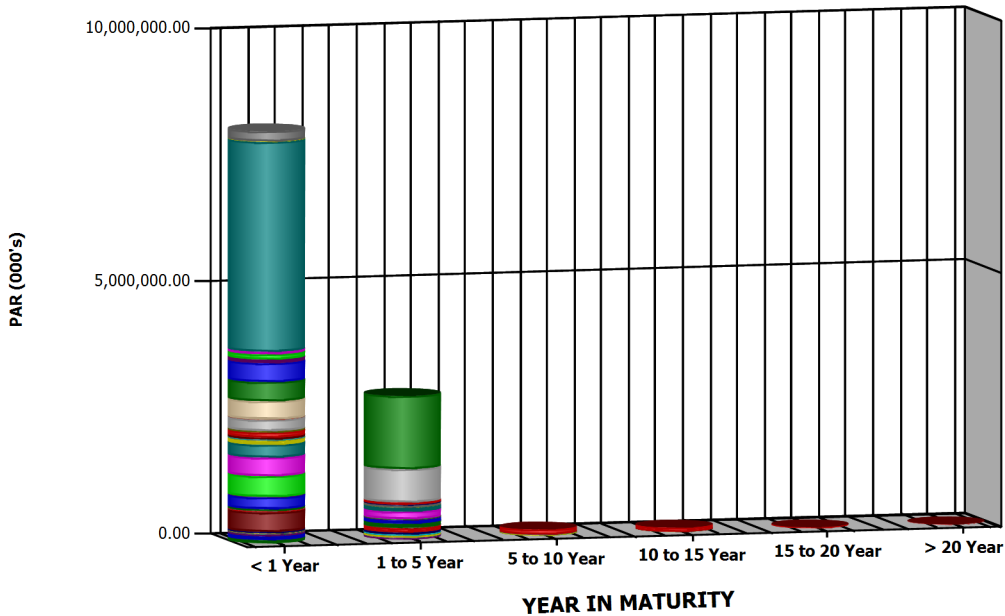




Run Date: 9/4/2018 1:27:29 PM

Investments Outstanding As Of Date: 8/31/2018

Par (000's)	< 1 Year	1 to 5 Year	5 to 10 Year	10 to 15 Year	15 to 20 Year	> 20 Year	Totals (000's)
Commercial Paper	106,409.82	0.00	0.00	0.00	0.00	0.00	106,409.82
Corporate Bonds	230,213.00	661,729.00	0.00	0.00	0.00	0.00	891,942.00
Israel Bonds	41,200.00	117,800.00	0.00	0.00	0.00	0.00	159,000.00
Money Market Funds	733,486.10	0.00	0.00	0.00	0.00	0.00	733,486.10
Money Market Now - Sweep	72,867.50	0.00	0.00	0.00	0.00	0.00	72,867.50
Repurchase Agreements	200,000.00	0.00	0.00	0.00	0.00	0.00	200,000.00
Special Projects	182,964.23	34,902.61	0.00	0.00	0.00	0.00	217,866.84
Star Ohio	387,836.22	0.00	0.00	0.00	0.00	0.00	387,836.22
Star Plus (FICA)	51,013.48	0.00	0.00	0.00	0.00	0.00	51,013.48
U.S. Agency/Instruments	1,591,178.00	495,862.00	22,143.00	3,836.00	0.00	0.00	2,113,019.00
U.S. Government	4,551,216.25	1,530,736.00	104,382.25	85,397.25	22,216.50	6,391.00	6,300,339.25
Totals (000's):	8,148,384.59	2,841,029.61	126,525.25	89,233.25	22,216.50	6,391.00	11,233,780.20



- REPURCHASE AGREEMENT (TRI-PART - Par
- FFCB-GOVT-US-30/360-AT-MAT - Par
- GOVT-US-ACT/360-ZERO-Z - Par
- STAR OHIO-STAR PLUS(REINV DVD) - Par
- COMMERCIAL PAPER - OPEN TERM - Par
- MONEY MARKET NOW - SWEEP ACCT - Par
- MONEY MARKET FUND - CASH ACCT - Par
- GOVT-US-ACT/ACT-FXD-S - Par
- MONEY MARKET NOW ACCT - Par
- CORP-US-ACT/360-FLT-Q - Par
- CORP-US-30/360-FXD-S - Par
- FHLB-GOVT-US-30/360-STEP-Q - Par
- FHLB-GOVT-US-30/360-STEP-S - Par
- FHLMC-GOVT-US-30/360-STEP-Q - Par
- FNMA-GOVT-US-30/360-STEP-S - Par
- FNMA-GOVT-US-30/360-STEP-Q - Par
- ISRAEL-ACT/365-FLT-S - Par
- FHLMC-GOVT-US-30/360-STEP-S - Par
- FHLMC-GOVT-US-30/360-FXD-S - Par
- FNMA-GOVT-US-30/360-FXD-S - Par
- FFCB-GOVT-US-30/360-FXD-S - Par
- TVA-US-30/360-FXD-S - Par
- FHLB-GOVT-US-30/360-FXD-S - Par
- ISRAEL-ACT/365-FXD-S - Par
- SPRJ-RE-ENERGIZE INT @ 6 MONTH - Par
- SPRJ-RE-ENERGIZE INT @ MATURIT - Par
- CP-DISC-US-ACT/360-ZERO-Z - Par
- FICO-GOVT-ACT/360-ZERO-Z - Par
- GOVT-US-ACT/ACT-ZERO-Z - Par
- STAR OHIO - CASH ACCT - Par
- FHLMC-GOVT-ACT/360-ZERO-Z - Par
- TVA-US-ACT/360-ZERO-Z - Par
- FED-GOVT-US-30/360-FXD-S - Par
- FNMA-GOVT-US-30/360-ZERO-Z - Par
- RFCS-GOVT-US-ACT/ACT-ZERO-Z - Par
- SPRJ-GROWNOW INT @ MATURITY - Par
- SPRJ-LINKED DEPOSIT-SM BUS - Par
- SPRJ-ECO-LINK - Par
- SPRJ-BIDOHIO - Par
- SPRJ-AGLINK FIXED LINE OF CRED - Par

CALL/MATURITY DISTRIBUTION



Run Date: 9/4/2018 1:27:29 PM

Investments Outstanding As Of Date: 8/31/2018

INVENTORY BY MATURITY REPORT

CUSIP	Investment #	Fund	Issuer	Purchase Date	Current Book	Current Rate	Maturity Date	Current Par	YTM	Days to Maturity
27044	146173	2000	STAR OHIO 27044	05/31/2015	1,214,267.09	2.113	09/01/2018	1,214,267.09	2.113	1
10010	154433	1000	STAR OHIO 10010	05/31/2015	334,844,940.57	2.113	09/01/2018	334,844,940.57	2.113	1
63942	174457	1020	STAR OHIO 63942	05/31/2015	51,766,171.36	2.113	09/01/2018	51,766,171.36	2.113	1
70933	182202	1010	STAR OHIO 70933	05/31/2015	10,840.28	2.113	09/01/2018	10,840.28	2.113	1
38141W273	184539	1000	GOLDMAN SACHS FIN SQ GOV	05/31/2015	360,673,163.97	1.879	09/01/2018	360,673,163.97	1.879	1
NOWSW3006	193190	1000	NOW ACCT-SWEEP ACCT-300	05/31/2015	72,867,495.54	.500	09/01/2018	72,867,495.54	.500	1
MMNOW0170	207633	1020	KEYBANK - INVESTMENT MAT	05/31/2015	65,098,392.37	1.150	09/01/2018	65,098,392.37	1.150	1
OPNCP8020	207943	1000	US BANK - OPEN COMMERCIA	11/03/2011	1,130,322.31	1.750	09/01/2018	1,130,322.31	1.750	1
61747C707	210062	1000	MORGAN STANLEY LIQ GOVT	05/31/2015	0.00	7.404	09/01/2018	0.00	7.404	1
825252885	213723	1000	INVESCO GOVT & AGENCY PO	05/31/2015	8,543,938.99	1.850	09/01/2018	8,543,938.99	1.850	1
52470G791	216151	1000	WESTERN ASSET INST GOVT	05/31/2015	3,372,153.75	1.844	09/01/2018	3,372,153.75	1.844	1
PLUS30026	216345	1000	STAR OHIO - 10010	05/31/2015	51,013,479.51	1.339	09/01/2018	51,013,479.51	1.339	1
NWDMMKT	217637	1010	NWD MMT ACCOUNT - LONG	05/31/2015	143,929,651.69	2.080	09/01/2018	143,929,651.69	2.080	1
CITZMMKT3	229092	1000	CITIZENS INTEREST BEARING	01/09/2017	151,868,797.02	2.000	09/01/2018	151,868,797.02	2.000	1
OPNCP8020	235775	1000	US BANK - OPEN COMMERCIA	03/29/2018	1,012,417.76	1.850	09/01/2018	1,012,417.76	1.850	1
OPNCP8020	236848	1000	US BANK - OPEN CP	05/21/2018	100,367,077.51	1.900	09/01/2018	100,367,077.51	1.900	1
3133EFCN5	223965	1010	FFCB DEBENTURE	09/14/2015	9,978,900.00	1.100	09/04/2018	10,000,000.00	1.172	4
HR8311816	238108	1000	HSBC SECURITIES USA INC	08/31/2018	200,000,000.00	1.960	09/04/2018	200,000,000.00	1.960	4
LD18B0504	235575	3000	BID OHIO	03/07/2018	500,000.00	1.900	09/05/2018	500,000.00	1.900	5
LD18B0512	235576	3000	BID OHIO	03/07/2018	1,000,000.00	1.900	09/05/2018	1,000,000.00	1.900	5
LD18B0496	235577	3000	BID OHIO	03/07/2018	2,500,000.00	1.900	09/05/2018	2,500,000.00	1.900	5
14912L5T4	216405	1030	CATERPILLAR FIN SERV CORP	01/08/2014	5,093,550.00	2.450	09/06/2018	5,000,000.00	2.027	6
3133EGTH8	227951	1010	FFCB DEBENTURE 1.030 9-06-	09/06/2016	9,997,500.00	1.030	09/06/2018	10,000,000.00	1.043	6
LD1700060	227962	3050	ITHKICAN ENTERPR .150 9-06	09/06/2016	145,446.24	.150	09/06/2018	145,446.24	.150	6
912796PY9	236791	1000	B 09-06-18	05/14/2018	49,695,329.86	.000	09/06/2018	50,000,000.00	1.919	6
912796PY9	236792	1000	B 09-06-18	05/14/2018	49,695,329.86	.000	09/06/2018	50,000,000.00	1.919	6



Run Date: 9/4/2018 1:27:29 PM

Investments Outstanding As Of Date: 8/31/2018

INVENTORY BY MATURITY REPORT

CUSIP	Investment #	Fund	Issuer	Purchase Date	Current Book	Current Rate	Maturity Date	Current Par	YTM	Days to Maturity
912796PY9	236877	1000	B 09-06-18	05/23/2018	49,720,645.83	.000	09/06/2018	50,000,000.00	1.908	6
912796PY9	236878	1000	B 09-06-18	05/23/2018	49,720,645.84	.000	09/06/2018	50,000,000.00	1.908	6
912796PY9	237599	1000	B 0 09-06-18	07/25/2018	49,888,379.17	.000	09/06/2018	50,000,000.00	1.873	6
912796PY9	237600	1000	B 0 09-06-18	07/25/2018	49,888,379.16	.000	09/06/2018	50,000,000.00	1.873	6
RE1700013	227971	3040	WHITE DOVE MATTR .150 9-0	09/07/2016	550,000.00	.150	09/07/2018	550,000.00	.150	7
EC1700508	227972	3030	JOSEPH NAGY .150 9-07-18	09/07/2016	75,000.00	.150	09/07/2018	75,000.00	.150	7
912796NV7	234791	1000	B 09-13-18	01/09/2018	24,721,696.18	.000	09/13/2018	25,000,000.00	1.641	13
912796NV7	234797	1000	B 09-13-18	01/10/2018	24,723,250.00	.000	09/13/2018	25,000,000.00	1.638	13
912796NV7	237094	1000	B 0 09-13-18	06/15/2018	49,764,250.00	.000	09/13/2018	50,000,000.00	1.895	13
912796NV7	237095	1000	B 09-13-18	06/15/2018	49,765,000.00	.000	09/13/2018	50,000,000.00	1.889	13
912796NV7	237108	1000	B 0 09-13-18	06/18/2018	49,770,900.00	.000	09/13/2018	50,000,000.00	1.905	13
912796NV7	237110	1000	B 0 09-13-18	06/18/2018	49,770,900.00	.000	09/13/2018	50,000,000.00	1.905	13
912796NV7	237279	1000	B 0 09-13-18	06/27/2018	49,799,258.33	.000	09/13/2018	50,000,000.00	1.860	13
912796NV7	237280	1000	B 0 09-13-18	06/27/2018	49,799,258.34	.000	09/13/2018	50,000,000.00	1.860	13
3130A6AE7	224520	1010	FHLB DEBENTURE	10/22/2015	10,055,800.00	1.125	09/14/2018	10,000,000.00	.929	14
LD1700078	228053	3050	MENKE BROS. CONS .150 9-14	09/16/2016	91,260.10	.150	09/14/2018	91,260.10	.150	14
3134A4BN3	178739	2000	FHLMC STRIP	11/06/2006	2,027,355.57	.000	09/15/2018	3,691,000.00	5.118	15
3134A3Z33	179375	2000	FHLMC STRIP	12/26/2006	943,222.02	.000	09/15/2018	1,698,000.00	5.080	15
3135G0YM9	220797	1010	FNMA DEBENTURE	02/06/2015	20,544,400.00	1.875	09/18/2018	20,000,000.00	1.105	18
LD18B0686	237171	3000	BID OHIO	06/20/2018	1,500,000.00	1.950	09/19/2018	1,500,000.00	1.950	19
LD18B0694	237172	3000	BID OHIO	06/20/2018	3,000,000.00	1.950	09/19/2018	3,000,000.00	1.950	19
LD18B0702	237173	3000	BID OHIO	06/20/2018	5,000,000.00	1.950	09/19/2018	5,000,000.00	1.950	19
LD18B0710	237174	3000	BID OHIO	06/20/2018	3,000,000.00	1.950	09/19/2018	3,000,000.00	1.950	19
EC1700516	228084	3030	DARL HARKLEROAD .150 9-20	09/20/2016	261,002.56	.150	09/20/2018	261,002.56	.150	20
912796PZ6	236516	1000	B 0 09-20-18	04/27/2018	49,615,431.94	.000	09/20/2018	50,000,000.00	1.911	20
912796PZ6	236729	1000	B 09-20-18	05/08/2018	24,822,343.75	.000	09/20/2018	25,000,000.00	1.909	20
912796PZ6	236879	1000	B 09-20-18	05/23/2018	49,680,000.00	.000	09/20/2018	50,000,000.00	1.932	20
912796PZ6	236880	1000	B 09-20-18	05/23/2018	49,680,000.00	.000	09/20/2018	50,000,000.00	1.932	20
912796PZ6	237182	1000	B 09-20-18	06/21/2018	49,762,389.00	.000	09/20/2018	50,000,000.00	1.889	20
912796PZ6	237385	1000	B 0 09-20-18	07/09/2018	49,807,868.06	.000	09/20/2018	50,000,000.00	1.902	20
912796PZ6	237729	1000	B 0 09-20-18	08/06/2018	49,883,750.00	.000	09/20/2018	50,000,000.00	1.864	20
912796PZ6	237730	1000	B 0 09-20-18	08/06/2018	24,941,875.00	.000	09/20/2018	25,000,000.00	1.864	20
LD1700086	228146	3050	TIMBERWOODS CAMP .150 9-	09/27/2016	100,000.00	.150	09/27/2018	100,000.00	.150	27



Run Date: 9/4/2018 1:27:29 PM

Investments Outstanding As Of Date: 8/31/2018

INVENTORY BY MATURITY REPORT

CUSIP	Investment #	Fund	Issuer	Purchase Date	Current Book	Current Rate	Maturity Date	Current Par	YTM	Days to Maturity
EC1700524	228147	3030	VIRGINIA FOX .150 9-27-18	09/27/2016	181,895.00	.150	09/27/2018	181,895.00	.150	27
EC1700532	228148	3030	PETER CROWLEY .150 9-27-18	09/27/2016	204,332.70	.150	09/27/2018	204,332.70	.150	27
EC1700540	228149	3030	PAUL HICKS .150 9-27-18	09/27/2016	350,000.00	.150	09/27/2018	350,000.00	.150	27
EC1700557	228150	3030	DAVID MOES .150 9-27-18	09/27/2016	41,485.00	.150	09/27/2018	41,485.00	.150	27
EC1700565	228151	3030	ABIGAIL NORRIS T .150 9-27-	09/27/2016	175,007.00	.150	09/27/2018	175,007.00	.150	27
EC1700573	228153	3030	JOSHUA SCHMIDT .150 9-27-1	09/27/2016	76,935.00	.150	09/27/2018	76,935.00	.150	27
EC1700581	228154	3030	JUSTIN AND KELLY .150 9-27-	09/27/2016	135,000.00	.150	09/27/2018	135,000.00	.150	27
EC1700599	228155	3030	ROXANNE DUDLEY .150 9-27-	09/27/2016	210,000.00	.150	09/27/2018	210,000.00	.150	27
EC1700607	228156	3030	COLIN VOGT .150 9-27-18	09/27/2016	189,000.00	.150	09/27/2018	189,000.00	.150	27
EC1700615	228157	3030	RENE MILLER .150 9-27-18	09/27/2016	350,000.00	.150	09/27/2018	350,000.00	.150	27
912796QA0	237055	1000	B 09-27-18	06/13/2018	49,723,958.33	.000	09/27/2018	50,000,000.00	1.885	27
912796QA0	237239	1000	B 0 09-27-18	06/25/2018	49,755,534.72	.000	09/27/2018	50,000,000.00	1.882	27
912796QA0	237240	1000	B 0 09-27-18	06/25/2018	49,755,534.72	.000	09/27/2018	50,000,000.00	1.882	27
912796QA0	237277	1000	B 0 09-27-18	06/27/2018	49,758,919.11	.000	09/27/2018	50,000,000.00	1.896	27
912796QA0	237278	1000	B 0 09-27-18	06/27/2018	49,758,919.11	.000	09/27/2018	50,000,000.00	1.896	27
912796QA0	237799	1000	B 09-27-18	08/09/2018	49,874,097.22	.000	09/27/2018	50,000,000.00	1.855	27
3130A7HV0	225714	1010	FHLB DEBENTURE	03/28/2016	7,496,250.00	1.125	09/28/2018	7,500,000.00	1.145	28
EC1700623	228164	3030	KELLY JONS .150 9-28-18	09/28/2016	125,000.00	.150	09/28/2018	125,000.00	.150	28
EC1700631	228165	3030	MATHEW WADE .150 9-28-18	09/28/2016	29,145.00	.150	09/28/2018	29,145.00	.150	28
EC1700649	228166	3030	KELLY GARRETT & .150 9-28-1	09/28/2016	213,605.00	.150	09/28/2018	213,605.00	.150	28
EC1700656	228167	3030	LORETTA ALFORD .150 9-28-1	09/28/2016	79,990.00	.150	09/28/2018	79,990.00	.150	28
EC1700664	228168	3030	THOMAS CADENHEAD .150 9-	09/28/2016	309,344.00	.150	09/28/2018	309,344.00	.150	28
EC1700672	228169	3030	SUZANNE SERRATO .150 9-28-	09/28/2016	150,000.00	.150	09/28/2018	150,000.00	.150	28
EC1700680	228170	3030	THOMAS DEWITT .150 9-28-1	09/28/2016	210,000.00	.150	09/28/2018	210,000.00	.150	28
EC1700698	228171	3030	MARVIN EILERMAN .150 9-28-	09/28/2016	350,000.00	.150	09/28/2018	350,000.00	.150	28
EC1700706	228172	3030	MATTHEW CAWLEY .150 9-28-	09/28/2016	245,000.00	.150	09/28/2018	245,000.00	.150	28
LD1700094	228183	3050	TEAMONE BEC LLC .150 9-28-	09/28/2016	240,000.00	.150	09/28/2018	240,000.00	.150	28
912828RH5	216344	1020	US TREASURY NOTE	12/24/2013	24,750,000.00	1.375	09/30/2018	25,000,000.00	1.594	30
912828T42	235133	1000	T 0 3-4 09-30-18	02/06/2018	24,842,773.44	.750	09/30/2018	25,000,000.00	1.733	30
3130A9AE1	228263	1010	FHLB DEBENTURE .875 10-01-	10/11/2016	9,991,000.00	.875	10/01/2018	10,000,000.00	.921	31
LD18B0546	235811	3000	BID OHIO	04/04/2018	3,000,000.00	1.950	10/03/2018	3,000,000.00	1.950	33
LD18B0561	235812	3000	BID OHIO	04/04/2018	1,000,000.00	1.950	10/03/2018	1,000,000.00	1.950	33
LD18B0553	235813	3000	BID OHIO	04/04/2018	4,000,000.00	1.950	10/03/2018	4,000,000.00	1.950	33



Run Date: 9/4/2018 1:27:29 PM

Investments Outstanding As Of Date: 8/31/2018

INVENTORY BY MATURITY REPORT

CUSIP	Investment #	Fund	Issuer	Purchase Date	Current Book	Current Rate	Maturity Date	Current Par	YTM	Days to Maturity
LD18B0579	235814	3000	BID OHIO	04/04/2018	1,000,000.00	1.950	10/03/2018	1,000,000.00	1.950	33
912796QB8	236537	1000	B 10-04-18	04/30/2018	49,581,333.33	.000	10/04/2018	50,000,000.00	1.936	34
912796QB8	237096	1000	B 0 10-04-18	06/15/2018	49,705,233.33	.000	10/04/2018	50,000,000.00	1.923	34
912796QB8	237128	1000	B 10-04-18	06/19/2018	49,716,895.83	.000	10/04/2018	50,000,000.00	1.916	34
912796QB8	237129	1000	B 10-04-18	06/19/2018	49,716,895.84	.000	10/04/2018	50,000,000.00	1.916	34
912796QB8	237130	1000	B 0 10-04-18	06/19/2018	49,715,409.72	.000	10/04/2018	50,000,000.00	1.926	34
912796QB8	237386	1000	B 0 10-04-18	07/09/2018	49,767,818.75	.000	10/04/2018	50,000,000.00	1.930	34
LD1700102	228250	3050	ITHKICAN ENTERPR .150 10-0	10/06/2016	59,424.85	.150	10/05/2018	59,424.85	.150	35
EC1700714	228260	3030	WENDY CLINE .150 10-05-18	10/07/2016	29,081.00	.150	10/05/2018	29,081.00	.150	35
EC1700722	228262	3030	ZACHARY PRICE .150 10-05-1	10/07/2016	60,000.00	.150	10/05/2018	60,000.00	.150	35
LD1700110	228273	3050	ELITE NATURESCAP .150 10-1	10/11/2016	213,000.00	.150	10/11/2018	213,000.00	.150	41
912796NZ8	236858	1000	B 0 10-11-18	05/22/2018	49,609,302.78	.000	10/11/2018	50,000,000.00	1.997	41
912796NZ8	236892	1000	B 10-11-18	05/24/2018	49,619,861.11	.000	10/11/2018	50,000,000.00	1.970	41
912796NZ8	236893	1000	B 10-11-18	05/24/2018	49,619,861.11	.000	10/11/2018	50,000,000.00	1.970	41
912796NZ8	237275	1000	B 10-11-18	06/27/2018	49,721,750.00	.000	10/11/2018	50,000,000.00	1.901	41
912796NZ8	237276	1000	B 10-11-18	06/27/2018	49,721,750.00	.000	10/11/2018	50,000,000.00	1.901	41
912796NZ8	237308	1000	B 0 10-11-18	07/02/2018	49,730,147.64	.000	10/11/2018	50,000,000.00	1.934	41
912796NZ8	237827	1000	B 10-11-18	08/14/2018	49,843,319.44	.000	10/11/2018	50,000,000.00	1.951	41
LD1700128	228316	3050	HJR NEWLON LLC .150 10-12-	10/12/2016	217,260.38	.150	10/12/2018	217,260.38	.150	42
76116ECK4	728	2000	REF CORP STRIP	05/22/1995	549,780.00	.000	10/15/2018	3,000,000.00	7.385	45
76116ECK4	729	2000	REF CORP STRIP	10/18/1995	563,810.00	.000	10/15/2018	2,600,000.00	6.760	45
76116ECK4	179054	2000	REF CORP STRIP	11/28/2006	54,912.67	.000	10/15/2018	97,000.00	4.847	45
880591EQ1	218162	1010	TVA DEBENTURE	06/23/2014	10,061,300.00	1.750	10/15/2018	10,000,000.00	1.602	45
912828L81	227785	1020	US TREASURY NOTE .875 10-1	08/18/2016	25,048,828.13	.875	10/15/2018	25,000,000.00	.783	45
LD19B0080	237525	3000	BID OHIO	07/18/2018	5,000,000.00	1.950	10/17/2018	5,000,000.00	1.950	47
LD19B0072	237526	3000	BID OHIO	07/18/2018	2,000,000.00	1.950	10/17/2018	2,000,000.00	1.950	47
LD19B0098	237527	3000	BID OHIO	07/18/2018	2,000,000.00	1.950	10/17/2018	2,000,000.00	1.950	47
912796QD4	235885	1000	WIB 10-18-18	04/19/2018	49,516,436.11	.000	10/18/2018	50,000,000.00	1.932	48
912796QD4	235886	1000	WIB 10-18-18	04/19/2018	49,516,436.11	.000	10/18/2018	50,000,000.00	1.932	48
912796QD4	237290	1000	B 0 10-18-18	06/28/2018	49,701,333.33	.000	10/18/2018	50,000,000.00	1.932	48
912796QD4	237291	1000	B 0 10-18-18	06/28/2018	49,701,333.34	.000	10/18/2018	50,000,000.00	1.932	48
912796QD4	237752	1000	B 0 10-18-18	08/07/2018	49,806,000.00	.000	10/18/2018	50,000,000.00	1.948	48
912796QD4	237753	1000	B 0 10-18-18	08/07/2018	24,903,000.00	.000	10/18/2018	25,000,000.00	1.948	48



Run Date: 9/4/2018 1:27:29 PM

Investments Outstanding As Of Date: 8/31/2018

INVENTORY BY MATURITY REPORT

CUSIP	Investment #	Fund	Issuer	Purchase Date	Current Book	Current Rate	Maturity Date	Current Par	YTM	Days to Maturity
3133EFJE8	224343	1010	FFCB DEBENTURE	10/19/2015	15,000,000.00	1.070	10/19/2018	15,000,000.00	1.070	49
LD1700136	228388	3050	PRINTEX INC .150 10-12-18	10/21/2016	245,321.87	.150	10/19/2018	245,321.87	.150	49
LD1700144	228389	3050	LISA BROWNING DD .150 10-1	10/21/2016	233,914.24	.150	10/19/2018	233,914.24	.150	49
89236TAY1	227597	1030	TOYOTA MOTOR CRE 2.000 10	08/05/2016	10,207,600.00	2.000	10/24/2018	10,000,000.00	1.051	54
912796QE2	237306	1000	B 0 10-25-18	07/02/2018	49,691,736.11	.000	10/25/2018	50,000,000.00	1.942	55
912796QE2	237307	1000	B 0 10-25-18	07/02/2018	24,845,868.06	.000	10/25/2018	25,000,000.00	1.942	55
912796QE2	237567	1000	B 0 10-25-18	07/23/2018	49,746,591.67	.000	10/25/2018	50,000,000.00	1.951	55
912796QE2	237568	1000	B 0 10-25-18	07/23/2018	49,746,591.66	.000	10/25/2018	50,000,000.00	1.951	55
912796QE2	237598	1000	B 0 10-25-18	07/25/2018	49,750,450.00	.000	10/25/2018	50,000,000.00	1.963	55
912796QE2	237852	1000	B 10-25-18	08/16/2018	49,809,444.44	.000	10/25/2018	50,000,000.00	1.967	55
EC1700730	228427	3030	Todd Hunt .150 10-26-18	10/26/2016	70,000.00	.150	10/26/2018	70,000.00	.150	56
EC1700748	228430	3030	William Dusseau .150 10-26-1	10/26/2016	350,000.00	.150	10/26/2018	350,000.00	.150	56
EC1700755	228431	3030	Dennis Marvich .150 10-26-18	10/26/2016	95,040.00	.150	10/26/2018	95,040.00	.150	56
EC1700763	228432	3030	Jennifer Johnson .150 10-26-1	10/26/2016	347,200.00	.150	10/26/2018	347,200.00	.150	56
EC1700771	228433	3030	Jeffery Berg .150 10-26-18	10/26/2016	67,500.00	.150	10/26/2018	67,500.00	.150	56
EC1700789	228434	3030	David Snook .150 10-26-18	10/26/2016	92,765.00	.150	10/26/2018	92,765.00	.150	56
EC1700797	228451	3030	JESSE DICKERSON .150 10-26	10/27/2016	250,000.00	.150	10/26/2018	250,000.00	.150	56
EC1700805	228452	3030	LORNA WILLIAMSON .150 10-	10/27/2016	119,960.00	.150	10/26/2018	119,960.00	.150	56
EC1700813	228453	3030	JERREL BLANKENSH .150 10-2	10/27/2016	64,500.00	.150	10/26/2018	64,500.00	.150	56
EC1700821	228454	3030	JOHN-DANEILLE GW .150 10-2	10/27/2016	206,696.00	.150	10/26/2018	206,696.00	.150	56
EC1700839	228455	3030	MICHAEL MCANGUS .150 10-2	10/27/2016	329,000.00	.150	10/26/2018	329,000.00	.150	56
EC1700847	228456	3030	MARY RUGGIERI .150 10-26-1	10/27/2016	96,464.55	.150	10/26/2018	96,464.55	.150	56
EC1700854	228457	3030	JOSEPH RAQUEPAW .150 10-2	10/27/2016	114,205.00	.150	10/26/2018	114,205.00	.150	56
EC1700862	228458	3030	BARBARA FRENCH .150 10-26-	10/27/2016	133,380.00	.150	10/26/2018	133,380.00	.150	56
EC1700870	228472	3030	BENJAMIN BEDORE .150 10-2	10/28/2016	120,000.00	.150	10/26/2018	120,000.00	.150	56
EC1700888	228473	3030	RICHARD BROWN .150 10-26-	10/28/2016	72,500.00	.150	10/26/2018	72,500.00	.150	56
EC1700896	228474	3030	MICHAEL FERDINAN .150 10-2	10/28/2016	25,000.00	.150	10/26/2018	25,000.00	.150	56
EC1700904	228475	3030	CHRISTOPHER MILN .150 10-2	10/28/2016	308,682.50	.150	10/26/2018	308,682.50	.150	56
EC1700912	228476	3030	CYNTHIA WINSLOW .150 10-2	10/28/2016	150,000.00	.150	10/26/2018	150,000.00	.150	56
LD1700151	228477	3050	VOSS BROTHERS SA .150 10-2	10/28/2016	400,000.00	.150	10/26/2018	400,000.00	.150	56
3136G2PF8	224413	1010	FNMA DEBENTURE	10/29/2015	9,996,100.00	1.125	10/29/2018	10,000,000.00	1.138	59
3136G2PF8	224519	1010	FNMA DEBENTURE	10/29/2015	5,000,000.00	1.125	10/29/2018	5,000,000.00	1.125	59
912828WD8	224000	1020	US TREASURY NOTE	09/15/2015	20,117,968.75	1.250	10/31/2018	20,000,000.00	1.058	61



Run Date: 9/4/2018 1:27:29 PM

Investments Outstanding As Of Date: 8/31/2018

INVENTORY BY MATURITY REPORT

CUSIP	Investment #	Fund	Issuer	Purchase Date	Current Book	Current Rate	Maturity Date	Current Par	YTM	Days to Maturity
LD1700169	228490	3050	JUST MIKES JERK .150 10-31-	10/31/2016	37,897.11	.150	10/31/2018	37,897.11	.150	61
191216BF6	223545	1030	COCA COLA COMPANY	07/31/2015	6,360,068.80	1.650	11/01/2018	6,320,000.00	1.449	62
LD1700177	228503	3050	BENROTH ENTERPRI .150 11-	11/01/2016	200,000.00	.150	11/01/2018	200,000.00	.150	62
LD1700185	228504	3050	3B VENTURES LLC .150 11-01-	11/01/2016	200,000.00	.150	11/01/2018	200,000.00	.150	62
912796QF9	236681	1000	B 0 11-01-18	05/03/2018	49,498,236.11	.000	11/01/2018	50,000,000.00	2.005	62
912796QF9	236721	1000	B 11-01-18	05/07/2018	24,755,868.06	.000	11/01/2018	25,000,000.00	1.994	62
912796QF9	237045	1000	B 11-01-18	06/12/2018	49,610,486.11	.000	11/01/2018	50,000,000.00	1.991	62
912796QF9	237355	1000	B 0 11-01-18	07/05/2018	49,675,229.16	.000	11/01/2018	50,000,000.00	1.978	62
912796QF9	237356	1000	B 0 11-01-18	07/05/2018	49,675,229.17	.000	11/01/2018	50,000,000.00	1.978	62
912796QF9	237694	1000	B 0 11-01-18	08/02/2018	49,750,318.75	.000	11/01/2018	50,000,000.00	1.985	62
912796QF9	237695	1000	B 0 11-01-18	08/02/2018	49,750,318.75	.000	11/01/2018	50,000,000.00	1.985	62
594918BF0	226991	1030	MICROSOFT CORP 1.300 11-0	06/10/2016	11,850,360.00	1.300	11/03/2018	11,775,000.00	1.029	64
69353RET1	228094	1030	PNC BANK NA 1.800 11-05-1	09/23/2016	5,046,200.00	1.800	11/05/2018	5,000,000.00	1.355	66
LD18B0603	236682	3000	BID OHIO	05/02/2018	5,000,000.00	2.000	11/07/2018	5,000,000.00	2.000	68
LD18B0611	236683	3000	BID OHIO	05/02/2018	2,000,000.00	2.000	11/07/2018	2,000,000.00	2.000	68
LD18B0629	236684	3000	BID OHIO	05/02/2018	2,000,000.00	2.000	11/07/2018	2,000,000.00	2.000	68
LD18B0637	236685	3000	BID OHIO	05/02/2018	1,000,000.00	2.000	11/07/2018	1,000,000.00	2.000	68
LD1700201	228586	3050	4-K TIRE INC .150 10-12-18	11/08/2016	331,557.40	.150	11/08/2018	331,557.40	.150	69
LD1700193	228587	3050	KIDS COUNT INC. .150 11-08-	11/08/2016	19,309.54	.150	11/08/2018	19,309.54	.150	69
912796PD5	237189	1000	B 0 11-08-18	06/21/2018	49,612,083.34	.000	11/08/2018	50,000,000.00	2.011	69
912796PD5	237190	1000	B 0 11-08-18	06/21/2018	49,612,083.33	.000	11/08/2018	50,000,000.00	2.011	69
912796PD5	237584	1000	B 0 11-08-18	07/24/2018	49,704,263.89	.000	11/08/2018	50,000,000.00	2.002	69
912796PD5	237585	1000	B 0 11-08-18	07/24/2018	24,852,131.94	.000	11/08/2018	25,000,000.00	2.002	69
912796PD5	237955	1000	B 0 11-08-18	08/21/2018	49,780,555.56	.000	11/08/2018	50,000,000.00	2.009	69
912796PD5	237956	1000	B 0 11-08-18	08/21/2018	49,780,555.55	.000	11/08/2018	50,000,000.00	2.009	69
912796PD5	238000	1000	B 0 11-08-18	08/23/2018	49,785,041.67	.000	11/08/2018	50,000,000.00	2.019	69
912796PD5	238001	1000	B 0 11-08-18	08/23/2018	49,785,041.66	.000	11/08/2018	50,000,000.00	2.019	69
EC1700920	228597	3030	LARRY KLEILEIN .150 11-09-1	11/09/2016	163,541.00	.150	11/09/2018	163,541.00	.150	70
EC1700938	228598	3030	JOSEPH BROWNFIELD .150 11-	11/09/2016	34,475.00	.150	11/09/2018	34,475.00	.150	70
EC1700946	228599	3030	MICHELLE HULL .150 11-09-18	11/09/2016	150,000.00	.150	11/09/2018	150,000.00	.150	70
EC1700953	228600	3030	CHARLES KURTH .150 11-09-1	11/09/2016	201,950.00	.150	11/09/2018	201,950.00	.150	70
912833KT6	179292	2000	US TREASURY STRIP	12/18/2006	143,770.00	.000	11/15/2018	250,000.00	4.700	76
912803AP8	183728	2000	US TREASURY STRIP (P)	12/05/2007	31,345.00	.000	11/15/2018	50,000.00	4.312	76



Run Date: 9/4/2018 1:27:29 PM

Investments Outstanding As Of Date: 8/31/2018

INVENTORY BY MATURITY REPORT

CUSIP	Investment #	Fund	Issuer	Purchase Date	Current Book	Current Rate	Maturity Date	Current Par	YTM	Days to Maturity
912803AP8	183935	2000	US TREASURY STRIP (P)	12/19/2007	60,765.00	.000	11/15/2018	100,000.00	4.620	76
912803AP8	184225	2000	US TREASURY STRIP (P)	01/10/2008	95,280.00	.000	11/15/2018	150,000.00	4.228	76
912833KT6	189212	2000	US TREASURY STRIP	11/21/2008	65,522.00	.000	11/15/2018	100,000.00	4.280	76
912833KT6	189258	2000	US TREASURY STRIP	11/21/2008	3,375.00	.000	11/15/2018	5,000.00	3.976	76
912833KT6	189957	2000	US TREASURY STRIP	01/12/2009	183,902.50	.000	11/15/2018	250,000.00	3.145	76
912833KT6	190245	2000	US TREASURY STRIP	02/04/2009	70,790.00	.000	11/15/2018	100,000.00	3.565	76
912833KT6	194191	2000	US TREASURY STRIP	11/24/2009	72,768.00	.000	11/15/2018	100,000.00	3.573	76
912833KT6	194724	2000	US TREASURY STRIP	01/28/2010	36,194.00	.000	11/15/2018	50,000.00	3.708	76
912833KT6	201927	2000	US TREASURY STRIP	11/17/2010	41,744.50	.000	11/15/2018	50,000.00	2.270	76
912833KT6	202145	2000	US TREASURY STRIP	11/24/2010	40,867.50	.000	11/15/2018	50,000.00	2.545	76
912833KT6	203385	2000	US TREASURY STRIP	01/31/2011	79,140.00	.000	11/15/2018	100,000.00	3.027	76
912833KT6	212186	2000	US TREASURY STRIP	11/30/2012	142,264.50	.000	11/15/2018	150,000.00	.891	76
912833KT6	212317	2000	US TREASURY STRIP	12/13/2012	333,371.50	.000	11/15/2018	350,000.00	.824	76
912833KT6	212646	2000	US TREASURY STRIP	01/17/2013	47,325.00	.000	11/15/2018	50,000.00	.946	76
912833KT6	216066	2000	US TREASURY STRIP	11/21/2013	46,746.00	.000	11/15/2018	50,000.00	1.355	76
912833KT6	216411	2000	US TREASURY STRIP	01/09/2014	92,150.00	.000	11/15/2018	100,000.00	1.693	76
91159HHE3	216674	1030	US BANCORP	02/18/2014	15,070,500.00	1.950	11/15/2018	15,000,000.00	1.846	76
912833KT6	219688	2000	US TREASURY STRIP	11/20/2014	236,262.50	.000	11/15/2018	250,000.00	1.423	76
912833KT6	220241	2000	US TREASURY STRIP	01/09/2015	47,677.00	.000	11/15/2018	50,000.00	1.240	76
912833KT6	220343	2000	US TREASURY STRIP	01/20/2015	95,681.00	.000	11/15/2018	100,000.00	1.160	76
912833KT6	220429	2000	US TREASURY STRIP	01/26/2015	96,061.00	.000	11/15/2018	100,000.00	1.060	76
912833KT6	220450	2000	US TREASURY STRIP	01/26/2015	47,977.00	.000	11/15/2018	50,000.00	1.090	76
912833KT6	220469	2000	US TREASURY STRIP	01/26/2015	38,398.40	.000	11/15/2018	40,000.00	1.078	76
912833KT6	220498	2000	US TREASURY STRIP	01/27/2015	239,797.50	.000	11/15/2018	250,000.00	1.100	76
912833KT6	220602	2000	US TREASURY STRIP	01/29/2015	239,185.00	.000	11/15/2018	250,000.00	1.169	76
912833KT6	225017	2000	USTREASURYSTRIP	12/24/2015	241,175.00	.000	11/15/2018	250,000.00	1.246	76
912833KT6	225338	2000	USTREASURYSTRIP	02/04/2016	97,353.00	.000	11/15/2018	100,000.00	.968	76
912820RM1	228567	2000	US TREASURY STRI ZERO-% 1	11/14/2016	17,707.32	.000	11/15/2018	18,000.00	.820	76
912833KT6	229096	2000	S 0 11-15-18	01/12/2017	19,575.40	.000	11/15/2018	20,000.00	1.170	76
912833KT6	229098	2000	S 0 11-15-18	01/12/2017	19,575.40	.000	11/15/2018	20,000.00	1.170	76
912833KT6	229267	2000	S 0 11-15-18	01/26/2017	245,240.00	.000	11/15/2018	250,000.00	1.070	76
912833KT6	229393	2000	S 0 11-15-18	02/02/2017	39,232.80	.000	11/15/2018	40,000.00	1.090	76
912833KT6	234353	2000	S 0 11-15-18	11/16/2017	98,511.00	.000	11/15/2018	100,000.00	1.510	76



Run Date: 9/4/2018 1:27:29 PM

Investments Outstanding As Of Date: 8/31/2018

INVENTORY BY MATURITY REPORT

CUSIP	Investment #	Fund	Issuer	Purchase Date	Current Book	Current Rate	Maturity Date	Current Par	YTM	Days to Maturity
912796QJ1	237274	1000	B 11-15-18	06/27/2018	49,614,208.33	.000	11/15/2018	50,000,000.00	1.985	76
912796QJ1	237358	1000	B 0 11-15-18	07/05/2018	49,633,695.84	.000	11/15/2018	50,000,000.00	1.998	76
912796QJ1	237359	1000	B 0 11-15-18	07/05/2018	49,633,695.83	.000	11/15/2018	50,000,000.00	1.998	76
912796QJ1	237372	1000	B 11-15-18	07/06/2018	49,637,000.00	.000	11/15/2018	50,000,000.00	1.994	76
LD1700219	228672	3050	MAZZULO ENTERPRI .150 11-1	11/17/2016	127,516.69	.150	11/16/2018	127,516.69	.150	77
3133EF3T2	226539	1010	FFCB DEBENTURE .850 11-19-	04/25/2016	4,982,300.00	.850	11/19/2018	5,000,000.00	.990	80
LD19B0155	237971	3000	BID OHIO	08/22/2018	1,000,000.00	2.100	11/21/2018	1,000,000.00	2.100	82
912796QK8	237972	1000	B 0 11-23-18	08/22/2018	49,737,662.50	.000	11/23/2018	50,000,000.00	2.042	84
912796QK8	237973	1000	B 0 11-23-18	08/22/2018	49,737,662.50	.000	11/23/2018	50,000,000.00	2.042	84
912796QK8	238002	1000	B 0 11-23-18	08/23/2018	49,740,611.11	.000	11/23/2018	50,000,000.00	2.041	84
912796QK8	238003	1000	B 0 11-23-18	08/23/2018	49,740,611.11	.000	11/23/2018	50,000,000.00	2.041	84
912796QK8	238044	1000	B 0 11-23-18	08/27/2018	49,747,611.11	.000	11/23/2018	50,000,000.00	2.075	84
912796QK8	238045	1000	B 0 11-23-18	08/27/2018	49,747,611.11	.000	11/23/2018	50,000,000.00	2.075	84
912796QK8	238098	1000	B 11-23-18	08/30/2018	24,878,697.92	.000	11/23/2018	25,000,000.00	2.065	84
3135G0YT4	224518	1010	FNMA DEBENTURE	10/22/2015	15,307,350.00	1.625	11/27/2018	15,000,000.00	.952	88
EC1700961	228741	3030	JAMES VANSKY	11/28/2016	68,890.00	.150	11/28/2018	68,890.00	.150	89
EC1700987	228742	3030	DANIELLE FLOSLER-LUSSIER	11/28/2016	103,965.00	.150	11/28/2018	103,965.00	.150	89
EC1700979	228743	3030	JOHN TANSEY	11/28/2016	350,000.00	.150	11/28/2018	350,000.00	.150	89
EC1700995	228744	3030	DAVID WHEELAND	11/28/2016	314,762.84	.150	11/28/2018	314,762.84	.150	89
EC1701001	228745	3030	MICHAEL WHITE	11/28/2016	350,000.00	.150	11/28/2018	350,000.00	.150	89
EC1701019	228746	3030	DOUGLAS TYO	11/28/2016	105,000.00	.150	11/28/2018	105,000.00	.150	89
EC1701027	228747	3030	EDWARD HOAR	11/28/2016	260,036.00	.150	11/28/2018	260,036.00	.150	89
EC1701035	228758	3030	DAVID NERONI	11/29/2016	100,000.00	.150	11/29/2018	100,000.00	.150	90
EC1701043	228759	3030	JAMES WISEMAN	11/29/2016	75,000.00	.150	11/29/2018	75,000.00	.150	90
EC1701050	228760	3030	LOIS BROWN	11/29/2016	50,000.00	.150	11/29/2018	50,000.00	.150	90
EC1701068	228761	3030	BETTE KLEIN	11/29/2016	75,000.00	.150	11/29/2018	75,000.00	.150	90
EC1701084	228763	3030	PATRICK BRAY	11/29/2016	192,115.00	.150	11/29/2018	192,115.00	.150	90
EC1701092	228764	3030	THOMAS DAVID KNAPP	11/29/2016	155,000.00	.150	11/29/2018	155,000.00	.150	90
EC1701100	228765	3030	ALAN KNOWLES	11/29/2016	103,140.00	.150	11/29/2018	103,140.00	.150	90
EC1701118	228766	3030	ROGER BALLERINO	11/29/2016	51,230.00	.150	11/29/2018	51,230.00	.150	90
EC1701126	228767	3030	PHILIP GROSS	11/29/2016	350,000.00	.150	11/29/2018	350,000.00	.150	90
EC1701134	228794	3030	LARRY SLUSHER	11/29/2016	67,500.00	.150	11/29/2018	67,500.00	.150	90
912796QL6	236935	1000	B 0 11-29-18	05/31/2018	49,488,125.00	.000	11/29/2018	50,000,000.00	2.046	90



Run Date: 9/4/2018 1:27:29 PM

Investments Outstanding As Of Date: 8/31/2018

INVENTORY BY MATURITY REPORT

CUSIP	Investment #	Fund	Issuer	Purchase Date	Current Book	Current Rate	Maturity Date	Current Par	YTM	Days to Maturity
912796QL6	236936	1000	B 0 11-29-18	05/31/2018	49,488,125.00	.000	11/29/2018	50,000,000.00	2.046	90
912796QL6	237357	1000	B 0 11-29-18	07/05/2018	49,591,666.67	.000	11/29/2018	50,000,000.00	2.016	90
912796QL6	237566	1000	B 0 11-29-18	07/23/2018	24,818,952.08	.000	11/29/2018	25,000,000.00	2.036	90
912796QL6	238093	1000	B 0 11-29-18	08/30/2018	49,737,743.05	.000	11/29/2018	50,000,000.00	2.086	90
912796QL6	238094	1000	B 0 11-29-18	08/30/2018	49,737,743.06	.000	11/29/2018	50,000,000.00	2.086	90
912828A34	219352	1020	US TREASURY NOTE	10/21/2014	10,014,843.75	1.250	11/30/2018	10,000,000.00	1.213	91
EC1701142	228800	3030	CAITLYN MARSHFIELD	12/02/2016	62,350.00	.150	11/30/2018	62,350.00	.150	91
LD1700227	228811	3050	BATAVIA DAIRY QUEEN	12/05/2016	95,529.49	.150	12/05/2018	95,529.49	.150	96
LD18B0660	236981	3000	BID OHIO	06/06/2018	2,000,000.00	2.150	12/05/2018	2,000,000.00	2.150	96
LD18B0678	236982	3000	BID OHIO	06/06/2018	2,500,000.00	2.150	12/05/2018	2,500,000.00	2.150	96
EC1701159	228829	3030	JAMES BRUMBAUGH	12/07/2016	196,250.00	.150	12/07/2018	196,250.00	.150	98
EC1701167	228840	3030	RENEE WHITED	12/08/2016	278,555.83	.150	12/07/2018	278,555.83	.150	98
LD1700243	228857	3050	CLOUSE ELECTRIC INC	12/12/2016	251,570.92	.150	12/12/2018	251,570.92	.150	103
313376BR5	218296	1010	FHLB DEBENTURE	07/02/2014	15,023,265.50	1.750	12/14/2018	14,890,000.00	1.541	105
EC1701175	228891	3030	FAITH YODER	12/15/2016	90,000.00	.150	12/14/2018	90,000.00	.150	105
LD1700250	228903	3050	BURREY INSURANCE AGENCY	12/16/2016	400,000.00	.150	12/14/2018	400,000.00	.150	105
EC1701191	228904	3030	AUSTIN MEHL	12/16/2016	60,000.00	.150	12/14/2018	60,000.00	.150	105
EC1701183	228905	3030	ASHFAQ AHMED	12/16/2016	250,000.00	.150	12/14/2018	250,000.00	.150	105
931142DJ9	222968	1030	WAL-MART STORES	06/16/2015	7,278,851.84	1.950	12/15/2018	7,171,000.00	1.507	106
912828N22	225011	1020	US TREASURY NOTE	12/22/2015	9,992,187.50	1.250	12/15/2018	10,000,000.00	1.277	106
62479MMH3	237498	2000	MUFGBK 0 12-17-18	07/16/2018	3,860,460.50	.000	12/17/2018	3,900,000.00	2.394	108
EC1701209	228916	3030	LAURA BLUEBAUGH	12/19/2016	41,325.00	.150	12/19/2018	41,325.00	.150	110
EC1701217	228917	3030	EDWARD BOSE JR	12/19/2016	178,500.00	.150	12/19/2018	178,500.00	.150	110
EC1701225	228918	3030	STEPHEN FRANCIS	12/19/2016	350,000.00	.150	12/19/2018	350,000.00	.150	110
EC1701233	228919	3030	ROBIN HORTH	12/19/2016	106,250.00	.150	12/19/2018	106,250.00	.150	110
EC1701241	228920	3030	JASON MIKES	12/19/2016	190,000.00	.150	12/19/2018	190,000.00	.150	110
EC1701258	228921	3030	SHELDON STUTZMAN	12/19/2016	114,800.00	.150	12/19/2018	114,800.00	.150	110
EC1701266	228922	3030	PAUL SWEENEY	12/19/2016	64,500.00	.150	12/19/2018	64,500.00	.150	110
EC1701274	228923	3030	JANICE WILSON	12/19/2016	150,000.00	.150	12/19/2018	150,000.00	.150	110
EC1701282	228924	3030	JOSEPH ZIMMERMAN	12/19/2016	31,405.00	.150	12/19/2018	31,405.00	.150	110
EC1701290	228925	3030	WENDY CLINE	12/19/2016	174,486.00	.150	12/19/2018	174,486.00	.150	110
EC1701308	228961	3030	ROBERT CROWDER	12/22/2016	74,165.00	.150	12/21/2018	74,165.00	.150	112
EC1701316	228962	3030	DOMINIC ESPOSITO	12/22/2016	175,007.00	.150	12/21/2018	175,007.00	.150	112



Run Date: 9/4/2018 1:27:29 PM

Investments Outstanding As Of Date: 8/31/2018

INVENTORY BY MATURITY REPORT

CUSIP	Investment #	Fund	Issuer	Purchase Date	Current Book	Current Rate	Maturity Date	Current Par	YTM	Days to Maturity
EC1701324	228963	3030	SAM HAND	12/22/2016	130,000.00	.150	12/21/2018	130,000.00	.150	112
EC1701332	228964	3030	WESLEY LEWIS	12/22/2016	184,436.00	.150	12/21/2018	184,436.00	.150	112
EC1701340	228965	3030	JOSEPH LOVETT	12/22/2016	350,000.00	.150	12/21/2018	350,000.00	.150	112
EC1701357	228966	3030	STEPHEN ROSHON	12/22/2016	150,000.00	.150	12/21/2018	150,000.00	.150	112
EC1701365	228967	3030	CURTIS SCOTT	12/22/2016	115,000.00	.150	12/21/2018	115,000.00	.150	112
EC1701373	228968	3030	DON SHAFER	12/22/2016	197,050.00	.150	12/21/2018	197,050.00	.150	112
EC1701381	228969	3030	ANGELA SMITH	12/22/2016	51,500.00	.150	12/21/2018	51,500.00	.150	112
EC1701399	228982	3030	PETER WALKER	12/23/2016	47,299.75	.150	12/21/2018	47,299.75	.150	112
EC1701407	228983	3030	CHRISTOPHER STOLL	12/23/2016	107,060.00	.150	12/21/2018	107,060.00	.150	112
LD1700268	228991	3050	TP TECH LLC	12/27/2016	153,487.93	.150	12/27/2018	153,487.93	.150	118
912796QQ5	237299	1000	B 0 12-27-18	06/29/2018	49,484,275.69	.000	12/27/2018	50,000,000.00	2.073	118
912796QQ5	237696	1000	B 12-27-18	08/02/2018	49,574,822.92	.000	12/27/2018	50,000,000.00	2.100	118
3134G8TN9	226733	1010	FHLMC MEDIUM TER 1.150 12	05/05/2016	9,112,922.00	1.150	12/28/2018	9,100,000.00	1.095	119
LD1700276	229024	3050	SADLER CORPORATION	12/29/2016	100,000.00	.150	12/28/2018	100,000.00	.150	119
912828RY8	223894	1020	US TREASURY NOTE	09/01/2015	25,161,132.81	1.375	12/31/2018	25,000,000.00	1.177	122
912828U99	229011	1020	T 1 1-4 12-31-18	01/03/2017	9,993,750.00	1.250	12/31/2018	10,000,000.00	1.282	122
3134A1NA4	121236	2000	FHLMC STRIP	11/08/1999	5,665,170.00	.000	01/02/2019	21,000,000.00	6.960	124
912796PK9	234962	1000	B 01-03-19	01/23/2018	24,589,713.54	.000	01/03/2019	25,000,000.00	1.741	125
912796PK9	234991	1000	B 01-03-19	01/24/2018	24,591,500.00	.000	01/03/2019	25,000,000.00	1.738	125
EC1701415	229067	3030	MELISSA LAZUKA	01/05/2017	121,575.00	.150	01/04/2019	121,575.00	.150	126
LD19B0015	237360	3000	BID OHIO	07/05/2018	2,000,000.00	2.100	01/09/2019	2,000,000.00	2.100	131
LD19B0023	237361	3000	BID OHIO	07/05/2018	2,500,000.00	2.100	01/09/2019	2,500,000.00	2.100	131
LD19B0049	237362	3000	BID OHIO	07/05/2018	2,000,000.00	2.100	01/09/2019	2,000,000.00	2.100	131
LD19B0064	237363	3000	BID OHIO	07/05/2018	2,000,000.00	2.100	01/09/2019	2,000,000.00	2.100	131
LD19B0031	237375	3000	BID OHIO	07/06/2018	5,000,000.00	2.100	01/09/2019	5,000,000.00	2.100	131
LD19B0056	237376	3000	BID OHIO	07/06/2018	1,000,000.00	2.100	01/09/2019	1,000,000.00	2.100	131
LD1700284	229166	3050	DEBANDALE PRINTING INC	01/11/2017	32,000.00	.500	01/11/2019	32,000.00	.500	133
31359YCD7	173954	2000	FNMA STRIP	12/13/2005	162,107.46	.000	01/15/2019	317,000.00	5.190	137
31359YCD7	179698	2000	FNMA STRIP	01/31/2007	79,561.50	.000	01/15/2019	150,000.00	5.375	137
94974BFQ8	216671	1030	WELLS FARGO & CO	02/14/2014	5,035,050.00	2.150	01/15/2019	5,000,000.00	2.000	137
94974BFQ8	227595	1030	WELLS FARGO & CO 2.150 1-1	08/05/2016	9,467,361.04	2.150	01/15/2019	9,272,000.00	1.272	137
LD1700292	229288	3050	NAILS 90 NAILS & SPA LLC	01/24/2017	341,496.20	.150	01/24/2019	341,496.20	.150	146
EC1701423	229327	3030	MARK ROGERS	01/26/2017	200,195.00	.150	01/25/2019	200,195.00	.150	147



Run Date: 9/4/2018 1:27:29 PM

Investments Outstanding As Of Date: 8/31/2018

INVENTORY BY MATURITY REPORT

CUSIP	Investment #	Fund	Issuer	Purchase Date	Current Book	Current Rate	Maturity Date	Current Par	YTM	Days to Maturity
EC1701522	229328	3030	JAMES BURCHAM	01/26/2017	74,750.00	.150	01/25/2019	74,750.00	.150	147
EC1701431	229329	3030	LOUIS THOMPSON	01/26/2017	350,000.00	.150	01/25/2019	350,000.00	.150	147
EC1701530	229330	3030	CHARLES WORKMAN	01/26/2017	200,000.00	.150	01/25/2019	200,000.00	.150	147
EC1701449	229331	3030	MITCHELL CONN	01/26/2017	109,700.00	.150	01/25/2019	109,700.00	.150	147
EC1701548	229332	3030	MELVIN JONES	01/26/2017	111,500.00	.150	01/25/2019	111,500.00	.150	147
EC1701456	229333	3030	ADAM GERBER	01/26/2017	80,000.00	.150	01/25/2019	80,000.00	.150	147
EC1701555	229334	3030	DEBORAH TANAKA	01/26/2017	323,260.00	.150	01/25/2019	323,260.00	.150	147
EC1701464	229335	3030	MARGARET ANN GOODMAN	01/26/2017	140,560.00	.150	01/25/2019	140,560.00	.150	147
EC1701563	229336	3030	SHAYNE HARVEY	01/26/2017	276,500.00	.150	01/25/2019	276,500.00	.150	147
EC1701472	229337	3030	WILLIAM BURSLEY	01/26/2017	24,900.00	.150	01/25/2019	24,900.00	.150	147
EC1701571	229338	3030	ANTHONY RYNO	01/26/2017	350,000.00	.150	01/25/2019	350,000.00	.150	147
EC1701480	229339	3030	WILLIAM FOOTE	01/26/2017	122,500.00	.150	01/25/2019	122,500.00	.150	147
EC1701589	229340	3030	JANE USHER	01/26/2017	50,000.00	.150	01/25/2019	50,000.00	.150	147
EC1701498	229341	3030	PATRICIA LARSON	01/26/2017	53,195.00	.150	01/25/2019	53,195.00	.150	147
EC1701597	229342	3030	DAVID KRALL	01/26/2017	236,250.00	.150	01/25/2019	236,250.00	.150	147
EC1701506	229343	3030	RICKEY RULMAN	01/26/2017	267,274.00	.150	01/25/2019	267,274.00	.150	147
EC1701605	229344	3030	RYAN LONG	01/26/2017	245,000.00	.150	01/25/2019	245,000.00	.150	147
EC1701514	229345	3030	FRED WAGNER	01/26/2017	51,575.00	.150	01/25/2019	51,575.00	.150	147
EC1701613	229346	3030	ROBERT KRAMB	01/26/2017	75,000.00	.150	01/25/2019	75,000.00	.150	147
46625HJR2	216670	1030	JP MORGAN CHASE & CO	02/14/2014	10,028,100.00	2.350	01/28/2019	10,000,000.00	2.290	150
3135G0G31	224548	1010	FNMA DEBENTURE	10/29/2015	10,000,000.00	1.200	01/29/2019	10,000,000.00	1.200	151
3134G92B2	228019	1010	FHLMC DEBENTURE .950 1-30	09/14/2016	14,985,000.00	.950	01/30/2019	15,000,000.00	.993	152
912828SD3	221891	1020	US TREASURY NOTE	04/17/2015	25,156,250.00	1.250	01/31/2019	25,000,000.00	1.081	153
LD1700300	229422	3050	J.A. MCMAHON INC.	01/31/2017	400,000.00	.500	01/31/2019	400,000.00	.500	153
31358ACM0	70368	2000	FNMA STRIP	08/28/1998	80,796.73	.000	02/01/2019	270,000.00	5.995	154
31358ACM0	104954	2000	FNMA STRIP	04/30/1999	1,660,581.45	.000	02/01/2019	5,665,000.00	6.309	154
LD1700318	229474	3050	HOFFMANN GOTTFRIED MACK	02/03/2017	316,799.23	.500	02/01/2019	316,799.23	.500	154
LD19B0106	237777	3000	BID OHIO	08/08/2018	1,000,000.00	2.250	02/06/2019	1,000,000.00	2.250	159
LD19B0122	237778	3000	BID OHIO	08/08/2018	3,000,000.00	2.250	02/06/2019	3,000,000.00	2.250	159
LD19B0130	237779	3000	BID OHIO	08/08/2018	1,000,000.00	2.250	02/06/2019	1,000,000.00	2.250	159
LD19B0148	237780	3000	BID OHIO	08/08/2018	2,000,000.00	2.250	02/06/2019	2,000,000.00	2.250	159
LD19B0114	237781	3000	BID OHIO	08/08/2018	5,000,000.00	2.250	02/06/2019	5,000,000.00	2.250	159
LD1700326	229511	3050	WON LEASING LLC.	02/08/2017	138,494.50	.150	02/08/2019	138,494.50	.150	161



Run Date: 9/4/2018 1:27:29 PM

Investments Outstanding As Of Date: 8/31/2018

INVENTORY BY MATURITY REPORT

CUSIP	Investment #	Fund	Issuer	Purchase Date	Current Book	Current Rate	Maturity Date	Current Par	YTM	Days to Maturity
LD1700334	229536	3050	PREMIER INTEGRATION	02/09/2017	96,523.85	.150	02/08/2019	96,523.85	.150	161
459200HT1	224247	1030	IBM CORP	09/29/2015	3,029,550.00	1.950	02/12/2019	3,000,000.00	1.648	165
LD1700342	229573	3050	VERDI S ITALIAN MRKT BELCI	02/14/2017	209,177.09	.150	02/14/2019	209,177.09	.150	167
912833KU3	180366	2000	US TREASURY STRIP	04/03/2007	28,309.50	.000	02/15/2019	50,000.00	4.850	168
912833KU3	180518	2000	US TREASURY STRIP	04/12/2007	55,873.00	.000	02/15/2019	100,000.00	4.975	168
912833KU3	184836	2000	US TREASURY STRIP	02/28/2008	6,205.19	.000	02/15/2019	10,000.00	4.400	168
912803AQ6	185226	2000	US TREASURY STRIP (P)	03/27/2008	6,430.00	.000	02/15/2019	10,000.00	4.098	168
912833KU3	185269	2000	US TREASURY STRIP	03/28/2008	32,008.50	.000	02/15/2019	50,000.00	4.140	168
912833KU3	185595	2000	US TREASURY STRIP	04/16/2008	32,172.00	.000	02/15/2019	50,000.00	4.112	168
912833KU3	185614	2000	US TREASURY STRIP	04/16/2008	6,498.00	.000	02/15/2019	10,000.00	4.019	168
912833KU3	185881	2000	US TREASURY STRIP	04/28/2008	15,707.50	.000	02/15/2019	25,000.00	4.350	168
912833KU3	190595	2000	US TREASURY STRIP	02/27/2009	35,473.50	.000	02/15/2019	50,000.00	3.474	168
912833KU3	190826	2000	US TREASURY STRIP	03/20/2009	35,229.50	.000	02/15/2019	50,000.00	3.565	168
912833KU3	190952	2000	US TREASURY STRIP	03/30/2009	72,790.00	.000	02/15/2019	100,000.00	3.240	168
912833KU3	191118	2000	US TREASURY STRIP	04/13/2009	3,650.00	.000	02/15/2019	5,000.00	3.223	168
912833KU3	191205	2000	US TREASURY STRIP	04/16/2009	35,937.50	.000	02/15/2019	50,000.00	3.386	168
912833KU3	191856	2000	US TREASURY STRIP	04/24/2009	36,191.50	.000	02/15/2019	50,000.00	3.321	168
912833KU3	194853	2000	US TREASURY STRIP	02/08/2010	70,898.00	.000	02/15/2019	100,000.00	3.850	168
912833KU3	195176	2000	US TREASURY STRIP	03/03/2010	35,679.50	.000	02/15/2019	50,000.00	3.804	168
912833KU3	195386	2000	US TREASURY STRIP	03/12/2010	71,206.00	.000	02/15/2019	100,000.00	3.839	168
912833KU3	195855	2000	US TREASURY STRIP	04/08/2010	35,115.00	.000	02/15/2019	50,000.00	4.030	168
912833KU3	196880	2000	US TREASURY STRIP	04/30/2010	36,093.50	.000	02/15/2019	50,000.00	3.740	168
912833KU3	203854	2000	US TREASURY STRIP	02/28/2011	38,705.50	.000	02/15/2019	50,000.00	3.241	168
912833KU3	204501	2000	US TREASURY STRIP	04/12/2011	77,234.00	.000	02/15/2019	100,000.00	3.320	168
912833KU3	205414	2000	US TREASURY STRIP	05/05/2011	79,306.00	.000	02/15/2019	100,000.00	3.002	168
912833KU3	208697	2000	US TREASURY STRIP	02/16/2012	45,365.50	.000	02/15/2019	50,000.00	1.395	168
912833KU3	208868	2000	US TREASURY STRIP	03/05/2012	90,727.00	.000	02/15/2019	100,000.00	1.406	168
912833KU3	209007	2000	US TREASURY STRIP	03/19/2012	44,420.00	.000	02/15/2019	50,000.00	1.720	168
912833KU3	209132	2000	US TREASURY STRIP	04/05/2012	44,803.00	.000	02/15/2019	50,000.00	1.606	168
912833KU3	209924	2000	US TREASURY STRIP	04/30/2012	45,478.50	.000	02/15/2019	50,000.00	1.400	168
912833KU3	213281	2000	US TREASURY STRIP	03/25/2013	47,034.00	.000	02/15/2019	50,000.00	1.040	168
912833KU3	213356	2000	US TREASURY STRIP	03/28/2013	94,297.00	.000	02/15/2019	100,000.00	1.000	168
912833KU3	213433	2000	US TREASURY STRIP	04/04/2013	47,314.50	.000	02/15/2019	50,000.00	.943	168



Run Date: 9/4/2018 1:27:29 PM

Investments Outstanding As Of Date: 8/31/2018

INVENTORY BY MATURITY REPORT

CUSIP	Investment #	Fund	Issuer	Purchase Date	Current Book	Current Rate	Maturity Date	Current Par	YTM	Days to Maturity
912833KU3	213500	2000	US TREASURY STRIP	04/12/2013	95,002.00	.000	02/15/2019	100,000.00	.879	168
912833KU3	214251	2000	US TREASURY STRIP	05/02/2013	95,262.00	.000	02/15/2019	100,000.00	.840	168
912833KU3	216906	2000	US TREASURY STRIP	03/21/2014	231,650.00	.000	02/15/2019	250,000.00	1.560	168
912833KU3	220871	2000	US TREASURY STRIP	02/13/2015	38,007.20	.000	02/15/2019	40,000.00	1.280	168
912833KU3	222343	2000	US TREASURY STRIP	04/30/2015	38,412.00	.000	02/15/2019	40,000.00	1.070	168
912833KU3	225723	2000	USTREASURYSTRIIP	03/17/2016	38,760.00	.000	02/15/2019	40,000.00	1.083	168
912833KU3	225752	2000	USTREASURYSTRIIP	03/17/2016	17,675.67	.000	02/15/2019	18,250.00	1.100	168
912828P53	227867	1020	US TREASURY NOTE .750 2-15	08/26/2016	14,971,875.00	.750	02/15/2019	15,000,000.00	.827	168
912828P53	228236	1020	US TREASURY NOTE .750 2-15	10/06/2016	9,960,937.50	.750	02/15/2019	10,000,000.00	.918	168
912833KU3	229646	2000	S 0 02-15-19	02/24/2017	50,750.96	.000	02/15/2019	52,000.00	1.235	168
912833KU3	230013	2000	S 0 02-15-19	03/24/2017	390,260.00	.000	02/15/2019	400,000.00	1.303	168
912833KU3	230127	2000	S 0 02-15-19	03/30/2017	244,310.00	.000	02/15/2019	250,000.00	1.228	168
912833KU3	230231	2000	S 0 02-15-19	04/06/2017	48,898.50	.000	02/15/2019	50,000.00	1.200	168
912833KU3	230349	2000	S 0 02-15-19	04/17/2017	39,122.40	.000	02/15/2019	40,000.00	1.215	168
912833KU3	230984	2000	S 0 02-15-19	04/28/2017	244,365.00	.000	02/15/2019	250,000.00	1.270	168
912833KU3	235193	2000	S 0 02-15-19	02/15/2018	39,208.00	.000	02/15/2019	40,000.00	2.010	168
912833KU3	235362	2000	S 0 02-15-19	03/01/2018	39,264.40	.000	02/15/2019	40,000.00	1.940	168
912833KU3	235388	2000	S 0 02-15-19	03/01/2018	39,231.60	.000	02/15/2019	40,000.00	2.028	168
912833KU3	235447	2000	S 0 02-15-19	03/05/2018	196,180.00	.000	02/15/2019	200,000.00	2.040	168
912833KU3	235520	2000	S 0 02-15-19	03/08/2018	39,262.00	.000	02/15/2019	40,000.00	1.987	168
912833KU3	236302	2000	S 0 02-15-19	04/26/2018	39,312.80	.000	02/15/2019	40,000.00	2.160	168
3133EFC96	225478	1010	FFCB DEBENTURE	02/19/2016	9,990,000.00	1.140	02/19/2019	10,000,000.00	1.174	172
EC1701647	229654	3030	TIMOTHY SNODGRASS	02/21/2017	99,075.00	.150	02/21/2019	99,075.00	.150	174
EC1701654	229656	3030	BRYAN STORK	02/21/2017	78,585.00	.150	02/21/2019	78,585.00	.150	174
EC1701670	229657	3030	AMY HARRUFF	02/21/2017	70,000.00	.150	02/21/2019	70,000.00	.150	174
EC1701662	229659	3030	ALLAN KING	02/21/2017	266,000.00	.150	02/21/2019	266,000.00	.150	174
EC1701688	229660	3030	DOUGLAS EVANS	02/21/2017	150,000.00	.150	02/21/2019	150,000.00	.150	174
EC1701621	229662	3030	CATHERINE SWAMI	02/21/2017	117,845.00	.500	02/21/2019	117,845.00	.500	174
EC1701639	229664	3030	JASON KOUVARAS	02/21/2017	75,000.00	.500	02/21/2019	75,000.00	.500	174
037833BQ2	227596	1030	APPLE INC 1.700 2-22-19	08/05/2016	10,165,500.00	1.700	02/22/2019	10,000,000.00	1.040	175
713448DE5	227713	1030	PEPSICO INC 1.500 2-22-19	08/16/2016	3,090,368.72	1.500	02/22/2019	3,053,000.00	1.006	175
02665WBA8	227852	1030	AMERICAN HONDA F 1.700 2-	08/26/2016	4,556,875.84	1.700	02/22/2019	4,496,000.00	1.147	175
EC1701696	229695	3030	SHANE BROOKE	02/23/2017	200,000.00	.500	02/22/2019	200,000.00	.500	175



Run Date: 9/4/2018 1:27:29 PM

Investments Outstanding As Of Date: 8/31/2018

INVENTORY BY MATURITY REPORT

CUSIP	Investment #	Fund	Issuer	Purchase Date	Current Book	Current Rate	Maturity Date	Current Par	YTM	Days to Maturity
EC1701704	229697	3030	GEORGE GOLEY	02/23/2017	41,275.00	.150	02/22/2019	41,275.00	.150	175
EC1701712	229698	3030	BJORN KEMPER	02/23/2017	105,000.00	.150	02/22/2019	105,000.00	.150	175
EC1701720	229700	3030	CHRISTOPHER MCGEE	02/23/2017	343,518.00	.150	02/22/2019	343,518.00	.150	175
EC1701738	229702	3030	JON & AMY RIGGS	02/23/2017	169,054.60	.150	02/22/2019	169,054.60	.150	175
EC1701746	229703	3030	JON DURRENBERG	02/23/2017	245,000.00	.150	02/22/2019	245,000.00	.150	175
EC1701753	229705	3030	JEREMY EVERDING	02/23/2017	100,000.00	.150	02/22/2019	100,000.00	.150	175
3135G0J46	225444	1010	FNMA DEBENTURE 1.25	02/26/2016	10,000,000.00	1.250	02/26/2019	10,000,000.00	1.250	179
3135G0J53	225693	1010	FNMA DEBENTURE	03/11/2016	9,959,600.00	1.000	02/26/2019	10,000,000.00	1.139	179
EC1701761	229729	3030	EDWARD GOEDDE	02/27/2017	221,536.00	.500	02/27/2019	221,536.00	.500	180
EC1701779	229730	3030	MATTHEW SLOAT	02/27/2017	252,000.00	.500	02/27/2019	252,000.00	.500	180
EC1701787	229731	3030	DAVID AND AMBER RADER	02/27/2017	61,625.00	.150	02/27/2019	61,625.00	.150	180
EC1701795	229732	3030	STEVEN LAPE	02/27/2017	73,785.00	.500	02/27/2019	73,785.00	.500	180
912828C24	216891	1020	US TREASURY NOTE	03/17/2014	24,945,312.50	1.500	02/28/2019	25,000,000.00	1.546	181
LD1700359	229750	3050	QUALITY PANEL LLC	02/28/2017	51,287.00	.500	02/28/2019	51,287.00	.500	181
LD1700367	229751	3050	HOUSE OF ROSE N GARDEN	02/28/2017	202,488.79	.500	02/28/2019	202,488.79	.500	181
LD1700375	229784	3050	OHIO CUSTOM DOOR LLC	03/02/2017	138,307.00	.500	03/01/2019	138,307.00	.500	182
LD1700383	229813	3050	FABRIZIO and SHULTZ LLC	03/03/2017	236,137.00	.500	03/01/2019	236,137.00	.500	182
LD1700417	230174	3050	SOUTHWOOD LUMBERandPAL	03/29/2017	373,274.40	.500	03/01/2019	373,274.40	.500	182
3133782M2	218010	1010	FHLB DEBENTURE	06/06/2014	7,462,275.00	1.500	03/08/2019	7,500,000.00	1.610	189
313378QK0	218393	1010	FHLB DEBENTURE	07/14/2014	10,128,500.00	1.875	03/08/2019	10,000,000.00	1.587	189
19416QEF3	223616	1030	COLGATE PALMOLIVE CO	08/07/2015	11,720,515.40	1.750	03/15/2019	11,660,000.00	1.601	196
3133EDVK5	219667	1010	FFCB DEBENTURE	11/17/2014	10,063,800.00	1.750	03/18/2019	10,000,000.00	1.597	199
LD1700391	230087	3050	HUMBERT SANITARY SERVICE	03/24/2017	90,011.81	.150	03/22/2019	90,011.81	.150	203
EC1701803	230088	3030	ROBERT KARL	03/24/2017	85,182.50	.500	03/22/2019	85,182.50	.500	203
LD1700409	230101	3050	PACKED FOR PARADISE INC	03/27/2017	60,000.00	.500	03/27/2019	60,000.00	.500	208
EC1701811	230102	3030	JULIE JABLONOWSKI	03/27/2017	189,000.00	.500	03/27/2019	189,000.00	.500	208
EC1701829	230103	3030	CARL MARLEY	03/27/2017	328,440.00	.500	03/27/2019	328,440.00	.500	208
EC1701837	230104	3030	DREW STAFFORD	03/27/2017	87,500.00	.500	03/27/2019	87,500.00	.500	208
EC1701845	230105	3030	TREVOR CASTO	03/27/2017	50,000.00	.500	03/27/2019	50,000.00	.500	208
EC1701852	230106	3030	JASON CERVENEC	03/27/2017	64,375.00	.500	03/27/2019	64,375.00	.500	208
EC1701860	230107	3030	MIKEL LYDY	03/27/2017	92,347.05	.150	03/27/2019	92,347.05	.150	208
EC1701878	230108	3030	GREGORY HITZHUSEN	03/27/2017	350,000.00	.500	03/27/2019	350,000.00	.500	208
EC1701886	230109	3030	GEORGE FERKINS	03/27/2017	350,000.00	.150	03/27/2019	350,000.00	.150	208



Run Date: 9/4/2018 1:27:29 PM

Investments Outstanding As Of Date: 8/31/2018

INVENTORY BY MATURITY REPORT

CUSIP	Investment #	Fund	Issuer	Purchase Date	Current Book	Current Rate	Maturity Date	Current Par	YTM	Days to Maturity
EC1701894	230110	3030	LINDA ISSEL	03/27/2017	223,930.00	.150	03/27/2019	223,930.00	.150	208
RE1700021	230132	3040	VILLAGE HARDWARE INC	03/27/2017	213,622.38	.150	03/27/2019	213,622.38	.150	208
3134G8QE2	225694	1010	FHLMC MEDIUM TERM NOTE	03/29/2016	5,000,000.00	1.300	03/29/2019	5,000,000.00	1.300	210
912828C65	223324	1020	US TREASURY NOTE	07/13/2015	15,165,234.38	1.625	03/31/2019	15,000,000.00	1.320	212
912828C65	225010	1020	US TREASURY NOTE	12/22/2015	10,081,250.00	1.625	03/31/2019	10,000,000.00	1.370	212
46513CSG2	225996	1010	ISRAEL BOND	04/15/2016	7,500,000.00	2.140	04/01/2019	7,500,000.00	2.140	213
46513CTG1	225997	1010	ISRAEL FLOATER	04/15/2016	7,500,000.00	2.488	04/01/2019	7,500,000.00	2.488	213
46513XAT7	230150	1010	ISRAEL BOND	04/03/2017	11,200,000.00	2.110	04/01/2019	11,200,000.00	2.110	213
LD1700425	230219	3050	FLOHR MACHINE COMPANY	04/03/2017	300,000.00	.500	04/03/2019	300,000.00	.500	215
3134G8TL3	225910	1010	FHLMC MULTI STEP COUPON	04/04/2016	5,955,000.00	2.000	04/04/2019	5,955,000.00	2.000	216
3134GAQM9	228220	1010	FHLMC MEDIUM TER 1.020 4-	10/05/2016	5,500,000.00	1.020	04/04/2019	5,500,000.00	1.020	216
3133EGJW6	227354	1010	FFCB DEBENTURE 1.030 4-05-	07/15/2016	6,993,000.00	1.030	04/05/2019	7,000,000.00	1.067	217
LD1700433	230275	3050	NATIONAL GRANITE LUXURIE	04/05/2017	400,000.00	.750	04/05/2019	400,000.00	.750	217
LD1700441	230287	3050	THE DAAVLIN DISTRIBUTING	04/06/2017	379,520.04	.750	04/05/2019	379,520.04	.750	217
LD1700458	230305	3050	LEADING EDGE DENTAL LABO	04/07/2017	24,299.63	.750	04/05/2019	24,299.63	.750	217
EC1701902	230319	3030	CHRISTOPHER HARMON	04/10/2017	45,000.00	.750	04/10/2019	45,000.00	.750	222
AG1802382	235910	3010	WAYNE PATRICK	04/19/2018	60,000.00	1.600	04/10/2019	60,000.00	1.600	222
AG1801756	235911	3010	RYAN WILSON	04/19/2018	150,000.00	1.600	04/10/2019	150,000.00	1.600	222
AG1801764	235912	3010	WELDON MATTHEW HORN	04/19/2018	73,000.00	1.600	04/10/2019	73,000.00	1.600	222
AG1801467	235913	3010	DAVID & CAROL ROUSH	04/19/2018	75,000.00	1.600	04/10/2019	75,000.00	1.600	222
AG1801475	235914	3010	JASON SHARP	04/19/2018	50,000.00	1.600	04/10/2019	50,000.00	1.600	222
AG1801772	235915	3010	JOHN HOFFMAN	04/19/2018	150,000.00	1.600	04/10/2019	150,000.00	1.600	222
AG1801780	235916	3010	NEW CENTURY CSA LLC	04/19/2018	55,000.00	1.600	04/10/2019	55,000.00	1.600	222
AG1802374	235917	3010	EWING & SON FARMS LLC	04/19/2018	150,000.00	1.600	04/10/2019	150,000.00	1.600	222
AG1801798	235918	3010	DONALD SHAW JR.	04/19/2018	150,000.00	1.600	04/10/2019	150,000.00	1.600	222
AG1802390	235919	3010	DENNIS ZEIGLER	04/19/2018	150,000.00	1.600	04/10/2019	150,000.00	1.600	222
AG1801806	235920	3010	THOMAS CONNER	04/19/2018	50,000.00	1.600	04/10/2019	50,000.00	1.600	222
AG1802408	235921	3010	JOHN ROBERTS	04/19/2018	90,000.00	1.600	04/10/2019	90,000.00	1.600	222
AG1800188	235922	3010	RICHARD LAMP	04/19/2018	145,378.00	1.600	04/10/2019	145,378.00	1.600	222
AG1800196	235923	3010	LAMP FAMILY FARMS INC	04/19/2018	150,000.00	1.600	04/10/2019	150,000.00	1.600	222
AG1802622	235924	3010	GREGORY OTTO	04/19/2018	150,000.00	1.600	04/10/2019	150,000.00	1.600	222
AG1800204	235925	3010	GARRY SCHOOLEY	04/19/2018	31,250.00	1.600	04/10/2019	31,250.00	1.600	222
AG1800212	235926	3010	MARK ROSS	04/19/2018	75,250.00	1.600	04/10/2019	75,250.00	1.600	222



Run Date: 9/4/2018 1:27:29 PM

Investments Outstanding As Of Date: 8/31/2018

INVENTORY BY MATURITY REPORT

CUSIP	Investment #	Fund	Issuer	Purchase Date	Current Book	Current Rate	Maturity Date	Current Par	YTM	Days to Maturity
AG1800220	235927	3010	STRICKLER FAMILY FARMS LL	04/19/2018	150,000.00	1.600	04/10/2019	150,000.00	1.600	222
AG1800600	235928	3010	WINEGARDNER BROTHERS LL	04/19/2018	150,000.00	1.600	04/10/2019	150,000.00	1.600	222
AG1800998	235929	3010	CHARLES SMITH	04/19/2018	150,000.00	1.600	04/10/2019	150,000.00	1.600	222
AG1800832	235930	3010	PHILIP WAGNER	04/19/2018	100,000.00	1.600	04/10/2019	100,000.00	1.600	222
AG1800840	235931	3010	TED LYMANSTALL	04/19/2018	55,000.00	1.600	04/10/2019	55,000.00	1.600	222
AG1801301	235932	3010	TROYER FAMILY FARMS	04/19/2018	150,000.00	1.600	04/10/2019	150,000.00	1.600	222
AG1801319	235933	3010	LYNN FITZWATER	04/19/2018	60,000.00	1.600	04/10/2019	60,000.00	1.600	222
AG1800857	235934	3010	RICHARD YODER	04/19/2018	150,000.00	1.600	04/10/2019	150,000.00	1.600	222
AG1801186	235935	3010	ROBERT SCHICK	04/19/2018	150,000.00	1.600	04/10/2019	150,000.00	1.600	222
AG1801327	235936	3010	STEVEN TROYER	04/19/2018	35,000.00	1.600	04/10/2019	35,000.00	1.600	222
AG1800865	235937	3010	R. MARK LYMANSTALL	04/19/2018	125,000.00	1.600	04/10/2019	125,000.00	1.600	222
AG1800873	235938	3010	CHRISTOPHER MAXWELL	04/19/2018	40,000.00	1.600	04/10/2019	40,000.00	1.600	222
AG1800881	235939	3010	PHILIP YODER	04/19/2018	150,000.00	1.600	04/10/2019	150,000.00	1.600	222
AG1800899	235940	3010	JEFFREY PETER	04/19/2018	150,000.00	1.600	04/10/2019	150,000.00	1.600	222
AG1800907	235941	3010	CHARLES BADEN	04/19/2018	125,000.00	1.600	04/10/2019	125,000.00	1.600	222
AG1801194	235942	3010	TODD FARMS & EXCAVATING	04/19/2018	150,000.00	1.600	04/10/2019	150,000.00	1.600	222
AG1800915	235943	3010	A&C EQUIPMENT LLC	04/19/2018	150,000.00	1.600	04/10/2019	150,000.00	1.600	222
AG1801202	235944	3010	L. PAUL ADAM REVOCABLE LI	04/19/2018	150,000.00	1.600	04/10/2019	150,000.00	1.600	222
AG1801335	235945	3010	HOMIER FARMS INC.	04/19/2018	150,000.00	1.600	04/10/2019	150,000.00	1.600	222
AG1801210	235946	3010	GREGORY TROYER	04/19/2018	150,000.00	1.600	04/10/2019	150,000.00	1.600	222
AG1800923	235947	3010	MARK WILKERSON	04/19/2018	75,000.00	1.600	04/10/2019	75,000.00	1.600	222
AG1800931	235948	3010	JERRY LISKA	04/19/2018	150,000.00	1.600	04/10/2019	150,000.00	1.600	222
AG1800949	235950	3010	TROYER CUSTOM FARMING	04/19/2018	100,000.00	1.600	04/10/2019	100,000.00	1.600	222
AG1801152	235951	3010	ROGER GERSCHUTZ	04/19/2018	150,000.00	1.600	04/10/2019	150,000.00	1.600	222
AG1800956	235952	3010	PAHL FARMS LLC	04/19/2018	150,000.00	1.600	04/10/2019	150,000.00	1.600	222
AG1800964	235953	3010	RANDAL ROSEBROCK	04/19/2018	150,000.00	1.600	04/10/2019	150,000.00	1.600	222
AG1801350	235954	3010	DAKS INVESTMENTS INC.	04/19/2018	150,000.00	1.600	04/10/2019	150,000.00	1.600	222
AG1801368	235955	3010	CUSTOM AG INNOVATIONS	04/19/2018	150,000.00	1.600	04/10/2019	150,000.00	1.600	222
AG1801442	235956	3010	SAND RIDGE FARM LLC	04/19/2018	80,000.00	1.600	04/10/2019	80,000.00	1.600	222
AG1801228	235957	3010	ROBERT NONEMAN	04/19/2018	150,000.00	1.600	04/10/2019	150,000.00	1.600	222
AG1801376	235958	3010	MVH CUSTOM WORK LLC	04/19/2018	75,000.00	1.600	04/10/2019	75,000.00	1.600	222
AG1801236	235959	3010	BRYANT TROYER	04/19/2018	35,000.00	1.600	04/10/2019	35,000.00	1.600	222
AG1801178	235960	3010	SCHMIDT BROS INC.	04/19/2018	150,000.00	1.600	04/10/2019	150,000.00	1.600	222



Run Date: 9/4/2018 1:27:29 PM

Investments Outstanding As Of Date: 8/31/2018

INVENTORY BY MATURITY REPORT

CUSIP	Investment #	Fund	Issuer	Purchase Date	Current Book	Current Rate	Maturity Date	Current Par	YTM	Days to Maturity
AG1800972	235961	3010	JOHN HASCH JR.	04/19/2018	25,000.00	1.600	04/10/2019	25,000.00	1.600	222
AG1800022	235962	3010	JACK PATEK	04/19/2018	100,000.00	1.600	04/10/2019	100,000.00	1.600	222
AG1800030	235963	3010	JEFFREY TRUCKOR	04/19/2018	150,000.00	1.600	04/10/2019	150,000.00	1.600	222
AG1800048	235964	3010	SIMON BROTHERS	04/19/2018	100,000.00	1.600	04/10/2019	100,000.00	1.600	222
AG1800055	235965	3010	SZABO FARMS LLC	04/19/2018	150,000.00	1.600	04/10/2019	150,000.00	1.600	222
AG1800139	235966	3010	STEPHEN BETTINGER	04/19/2018	35,095.00	1.600	04/10/2019	35,095.00	1.600	222
AG1800063	235967	3010	LARRY VANDENBUSCHE	04/19/2018	80,000.00	1.600	04/10/2019	80,000.00	1.600	222
AG1800071	235968	3010	SCOTT CONRAD	04/19/2018	150,000.00	1.600	04/10/2019	150,000.00	1.600	222
AG1800089	235969	3010	JOHN GROSS	04/19/2018	20,000.00	1.600	04/10/2019	20,000.00	1.600	222
AG1800097	235970	3010	RON & JOE LUMBREZER FARM	04/19/2018	40,500.00	1.600	04/10/2019	40,500.00	1.600	222
AG1800147	235971	3010	M & P EISEL FARMS LLC	04/19/2018	92,000.00	1.600	04/10/2019	92,000.00	1.600	222
AG1800105	235972	3010	BRENT STUDENKA	04/19/2018	50,500.00	1.600	04/10/2019	50,500.00	1.600	222
AG1800154	235973	3010	DONALD BUCKENMEYER	04/19/2018	100,000.00	1.600	04/10/2019	100,000.00	1.600	222
AG1800113	235974	3010	KEITH TRUCKOR	04/19/2018	150,000.00	1.600	04/10/2019	150,000.00	1.600	222
AG1800162	235975	3010	WILLIAM J. BUCKENMEYER	04/19/2018	135,000.00	1.600	04/10/2019	135,000.00	1.600	222
AG1800121	235976	3010	HUSKINS FARMS	04/19/2018	150,000.00	1.600	04/10/2019	150,000.00	1.600	222
AG1800170	235977	3010	JAN SHULL	04/19/2018	50,000.00	1.600	04/10/2019	50,000.00	1.600	222
AG1800618	235978	3010	RANDY POHLMAN	04/19/2018	150,000.00	1.600	04/10/2019	150,000.00	1.600	222
AG1802416	235979	3010	JOSHUA W ROBERTS	04/19/2018	20,000.00	1.600	04/10/2019	20,000.00	1.600	222
AG1801814	235980	3010	HASTINGS FARMS GENERAL P	04/19/2018	150,000.00	1.600	04/10/2019	150,000.00	1.600	222
AG1801822	235981	3010	RICHARD MCPHERSON	04/19/2018	150,000.00	1.600	04/10/2019	150,000.00	1.600	222
AG1801830	235982	3010	JOHN M. BELL	04/19/2018	150,000.00	1.600	04/10/2019	150,000.00	1.600	222
AG1801848	235983	3010	STEVE RILEY	04/19/2018	150,000.00	1.600	04/10/2019	150,000.00	1.600	222
AG1802424	235984	3010	GARY DAVIS	04/19/2018	35,200.00	1.600	04/10/2019	35,200.00	1.600	222
AG1801855	235985	3010	LARRY HAY	04/19/2018	150,000.00	1.600	04/10/2019	150,000.00	1.600	222
AG1802432	235986	3010	JONATHON EVANS	04/19/2018	4,000.00	1.600	04/10/2019	4,000.00	1.600	222
AG1802440	235987	3010	WAYNE ROBERTS	04/19/2018	80,000.00	1.600	04/10/2019	80,000.00	1.600	222
AG1801863	235988	3010	TIMOTHY FORREST	04/19/2018	13,000.00	1.600	04/10/2019	13,000.00	1.600	222
AG1800428	235989	3010	CLINTON BEAVERS	04/19/2018	125,000.00	1.600	04/10/2019	125,000.00	1.600	222
AG1800519	235990	3010	PAUL D BROWN	04/19/2018	80,000.00	1.600	04/10/2019	80,000.00	1.600	222
AG1800436	235991	3010	JOHN D CAUDILL	04/19/2018	150,000.00	1.600	04/10/2019	150,000.00	1.600	222
AG1800444	235992	3010	WILLIAM R CAUDILL	04/19/2018	150,000.00	1.600	04/10/2019	150,000.00	1.600	222
AG1800451	235993	3010	CLIFTON FAMILY FARM PARTN	04/19/2018	150,000.00	1.600	04/10/2019	150,000.00	1.600	222



Run Date: 9/4/2018 1:27:29 PM

Investments Outstanding As Of Date: 8/31/2018

INVENTORY BY MATURITY REPORT

CUSIP	Investment #	Fund	Issuer	Purchase Date	Current Book	Current Rate	Maturity Date	Current Par	YTM	Days to Maturity
AG1800527	235994	3010	BRYAN J CROSIER	04/19/2018	64,590.00	1.600	04/10/2019	64,590.00	1.600	222
AG1800535	235995	3010	ARROW CREEK FARM	04/19/2018	40,000.00	1.600	04/10/2019	40,000.00	1.600	222
AG1800543	235996	3010	GDR FARMS LLC	04/19/2018	50,000.00	1.600	04/10/2019	50,000.00	1.600	222
AG1800501	235997	3010	GRAVES BROTHERS	04/19/2018	150,000.00	1.600	04/10/2019	150,000.00	1.600	222
AG1800469	235998	3010	FLAT-MAPLE FARM	04/19/2018	35,000.00	1.600	04/10/2019	35,000.00	1.600	222
AG1800477	235999	3010	MARK LITTLE	04/19/2018	150,000.00	1.600	04/10/2019	150,000.00	1.600	222
AG1800550	236000	3010	SEAN MCKEE	04/19/2018	150,000.00	1.600	04/10/2019	150,000.00	1.600	222
AG1800485	236001	3010	METZGER BROTHERS	04/19/2018	150,000.00	1.600	04/10/2019	150,000.00	1.600	222
AG1800246	236002	3010	RICHARD BOWERS	04/19/2018	40,250.00	1.600	04/10/2019	40,250.00	1.600	222
AG1800253	236003	3010	JASON CLAYPOOL	04/19/2018	150,000.00	1.600	04/10/2019	150,000.00	1.600	222
AG1800261	236004	3010	TIMOTHY CLAYPOOL	04/19/2018	150,000.00	1.600	04/10/2019	150,000.00	1.600	222
AG1800279	236005	3010	DAVID CLAYPOOL	04/19/2018	150,000.00	1.600	04/10/2019	150,000.00	1.600	222
AG1800287	236006	3010	RODNEY BOWERS	04/19/2018	60,250.00	1.600	04/10/2019	60,250.00	1.600	222
AG1801244	236007	3010	BRUCE FERRIS	04/19/2018	20,000.00	1.600	04/10/2019	20,000.00	1.600	222
AG1802630	236008	3010	GREGORY NOFZIGER	04/19/2018	150,000.00	1.600	04/10/2019	150,000.00	1.600	222
AG1802804	236009	3010	NEWCOMER FARMS INC.	04/19/2018	150,000.00	1.600	04/10/2019	150,000.00	1.600	222
AG1802812	236010	3010	KENNETH DURHAM	04/19/2018	95,000.00	1.600	04/10/2019	95,000.00	1.600	222
AG1802556	236011	3010	TED POHLMANN	04/19/2018	150,000.00	1.600	04/10/2019	150,000.00	1.600	222
AG1802796	236012	3010	HAACK FARMS INC	04/19/2018	150,000.00	1.600	04/10/2019	150,000.00	1.600	222
AG1802648	236013	3010	LESLIE SCHAFFNER	04/19/2018	70,000.00	1.600	04/10/2019	70,000.00	1.600	222
AG1802564	236014	3010	GARY HAMMON	04/19/2018	125,000.00	1.600	04/10/2019	125,000.00	1.600	222
AG1802655	236015	3010	MITCHEL SCHAFFNER	04/19/2018	125,000.00	1.600	04/10/2019	125,000.00	1.600	222
AG1802572	236016	3010	JOHN RETHMEL	04/19/2018	150,000.00	1.600	04/10/2019	150,000.00	1.600	222
AG1802820	236017	3010	DOUGLAS EISEL	04/19/2018	150,000.00	1.600	04/10/2019	150,000.00	1.600	222
AG1802663	236018	3010	KENT LESTER	04/19/2018	100,000.00	1.600	04/10/2019	100,000.00	1.600	222
AG1802754	236019	3010	JAMES LEATHERMAN	04/19/2018	150,000.00	1.600	04/10/2019	150,000.00	1.600	222
AG1802747	236020	3010	WILLIAM BAUMAN	04/19/2018	150,000.00	1.600	04/10/2019	150,000.00	1.600	222
AG1802838	236021	3010	RAY LEPPELMEIER	04/19/2018	150,000.00	1.600	04/10/2019	150,000.00	1.600	222
AG1802846	236022	3010	MICHAEL CARPENTER	04/19/2018	150,000.00	1.600	04/10/2019	150,000.00	1.600	222
AG1802580	236023	3010	RICHARD BURK	04/19/2018	150,000.00	1.600	04/10/2019	150,000.00	1.600	222
AG1802598	236024	3010	JANE LIGHTHILL	04/19/2018	150,000.00	1.600	04/10/2019	150,000.00	1.600	222
AG1802671	236025	3010	KEITH JONES	04/19/2018	150,000.00	1.600	04/10/2019	150,000.00	1.600	222
AG1802606	236026	3010	RICKY HALL	04/19/2018	100,000.00	1.600	04/10/2019	100,000.00	1.600	222



Run Date: 9/4/2018 1:27:29 PM

Investments Outstanding As Of Date: 8/31/2018

INVENTORY BY MATURITY REPORT

CUSIP	Investment #	Fund	Issuer	Purchase Date	Current Book	Current Rate	Maturity Date	Current Par	YTM	Days to Maturity
AG1802689	236027	3010	STUCKEY BROTHERS CONTRA	04/19/2018	150,000.00	1.600	04/10/2019	150,000.00	1.600	222
AG1802697	236028	3010	MDMT FARMS LLC	04/19/2018	100,000.00	1.600	04/10/2019	100,000.00	1.600	222
AG1802705	236029	3010	KEVIN STONG	04/19/2018	130,000.00	1.600	04/10/2019	130,000.00	1.600	222
AG1802762	236030	3010	MASON FAMILY FARMS LLC	04/19/2018	150,000.00	1.600	04/10/2019	150,000.00	1.600	222
AG1802713	236031	3010	HOLLAND FARMS LLC	04/19/2018	150,000.00	1.600	04/10/2019	150,000.00	1.600	222
AG1802614	236032	3010	BRADY WOOLACE	04/19/2018	150,000.00	1.600	04/10/2019	150,000.00	1.600	222
AG1802788	236033	3010	BRUCE SHOLL	04/19/2018	150,000.00	1.600	04/10/2019	150,000.00	1.600	222
AG1802721	236034	3010	RANDALL STUCKEY	04/19/2018	50,000.00	1.600	04/10/2019	50,000.00	1.600	222
AG1802739	236035	3010	LESLIE SMITH	04/19/2018	25,000.00	1.600	04/10/2019	25,000.00	1.600	222
AG1802770	236036	3010	HAROLD JAMES NAGEL	04/19/2018	60,000.00	1.600	04/10/2019	60,000.00	1.600	222
AG1801699	236037	3010	MATTHEW ROUSH	04/19/2018	50,000.00	1.600	04/10/2019	50,000.00	1.600	222
AG1804313	236038	3010	AREND BROTHERS INC.	04/19/2018	150,000.00	1.600	04/10/2019	150,000.00	1.600	222
AG1804230	236039	3010	ZEEDYK FARMS LLC	04/19/2018	150,000.00	1.600	04/10/2019	150,000.00	1.600	222
AG1804248	236040	3010	RANDY CHAPMAN	04/19/2018	30,000.00	1.600	04/10/2019	30,000.00	1.600	222
AG1804321	236041	3010	ANDREWS FARMS INC	04/19/2018	150,000.00	1.600	04/10/2019	150,000.00	1.600	222
AG1804255	236042	3010	BR FARMS LLC	04/19/2018	150,000.00	1.600	04/10/2019	150,000.00	1.600	222
AG1804263	236043	3010	LEO SHININGER	04/19/2018	150,000.00	1.600	04/10/2019	150,000.00	1.600	222
AG1804271	236044	3010	SPATIAL AG. SYSTEMS LLC	04/19/2018	150,000.00	1.600	04/10/2019	150,000.00	1.600	222
AG1804289	236045	3010	THOMAS SCHLACHTER	04/19/2018	55,000.00	1.600	04/10/2019	55,000.00	1.600	222
AG1804297	236046	3010	THOMAS WIEMKEN	04/19/2018	100,000.00	1.600	04/10/2019	100,000.00	1.600	222
AG1804305	236047	3010	BOK BROTHERS FARMS LLC	04/19/2018	80,000.00	1.600	04/10/2019	80,000.00	1.600	222
AG1804339	236048	3010	AC SCHROEDER LLC	04/19/2018	150,000.00	1.600	04/10/2019	150,000.00	1.600	222
AG1804347	236049	3010	JD ECKEL FAMILY FARMS LLC	04/19/2018	150,000.00	1.600	04/10/2019	150,000.00	1.600	222
AG1801871	236050	3010	D & D PETERS LLC	04/19/2018	150,000.00	1.600	04/10/2019	150,000.00	1.600	222
AG1801889	236051	3010	KEVIN ROBERTS	04/19/2018	15,000.00	1.600	04/10/2019	15,000.00	1.600	222
AG1800295	236052	3010	BRIAN NEELEY	04/19/2018	120,350.00	1.600	04/10/2019	120,350.00	1.600	222
AG1800303	236053	3010	RONALD WRIGHT	04/19/2018	45,250.00	1.600	04/10/2019	45,250.00	1.600	222
AG1801897	236054	3010	BRADY MILLER	04/19/2018	60,000.00	1.600	04/10/2019	60,000.00	1.600	222
AG1801905	236055	3010	JOHN GIFFORD	04/19/2018	150,000.00	1.600	04/10/2019	150,000.00	1.600	222
AG1801913	236056	3010	NATHAN EHMAN	04/19/2018	40,000.00	1.600	04/10/2019	40,000.00	1.600	222
AG1801921	236057	3010	MCCRAY FARMS	04/19/2018	150,000.00	1.600	04/10/2019	150,000.00	1.600	222
AG1800568	236058	3010	MARVIN C GARRISON	04/19/2018	35,000.00	1.600	04/10/2019	35,000.00	1.600	222
AG1800576	236059	3010	HISER SEEDS LLC	04/19/2018	150,000.00	1.600	04/10/2019	150,000.00	1.600	222



Run Date: 9/4/2018 1:27:29 PM

Investments Outstanding As Of Date: 8/31/2018

INVENTORY BY MATURITY REPORT

CUSIP	Investment #	Fund	Issuer	Purchase Date	Current Book	Current Rate	Maturity Date	Current Par	YTM	Days to Maturity
AG1800584	236060	3010	GEARHART FARMS LLC	04/19/2018	25,000.00	1.600	04/10/2019	25,000.00	1.600	222
AG1801939	236061	3010	JAMES KUHLEWEIN	04/19/2018	25,000.00	1.600	04/10/2019	25,000.00	1.600	222
AG1800592	236062	3010	DAVID C WILLIAMS	04/19/2018	150,000.00	1.600	04/10/2019	150,000.00	1.600	222
AG1800311	236063	3010	ROBERT MCCLURE	04/19/2018	100,350.00	1.600	04/10/2019	100,350.00	1.600	222
AG1800329	236064	3010	DAVID BRANDT	04/19/2018	145,350.00	1.600	04/10/2019	145,350.00	1.600	222
AG1800337	236065	3010	WALNUT CREEK SEEDS LLC	04/19/2018	150,000.00	1.600	04/10/2019	150,000.00	1.600	222
AG1800345	236066	3010	RYAN FOSTER	04/19/2018	75,250.00	1.600	04/10/2019	75,250.00	1.600	222
AG1801251	236067	3010	DAVID NOGGLE	04/19/2018	70,000.00	1.600	04/10/2019	70,000.00	1.600	222
AG1800352	236068	3010	JOHN HINTZ	04/19/2018	140,250.00	1.600	04/10/2019	140,250.00	1.600	222
AG1804073	236069	3010	TIMOTHY SHELINE	04/19/2018	150,000.00	1.600	04/10/2019	150,000.00	1.600	222
AG1804081	236070	3010	CHARLES BRESLER	04/19/2018	150,000.00	1.600	04/10/2019	150,000.00	1.600	222
AG1804099	236071	3010	GARY VOLLMAR	04/19/2018	100,000.00	1.600	04/10/2019	100,000.00	1.600	222
AG1804107	236072	3010	DAN & CHARM POTTER JOINT	04/19/2018	150,000.00	1.600	04/10/2019	150,000.00	1.600	222
AG1804115	236073	3010	TRAVIS HARRISON	04/19/2018	150,000.00	1.600	04/10/2019	150,000.00	1.600	222
AG1804032	236074	3010	CLEAR VIEW FARMS	04/19/2018	150,000.00	1.600	04/10/2019	150,000.00	1.600	222
AG1804057	236075	3010	MARK BOSS	04/19/2018	150,000.00	1.600	04/10/2019	150,000.00	1.600	222
AG1804123	236076	3010	RICHARD WALTERS	04/19/2018	100,000.00	1.600	04/10/2019	100,000.00	1.600	222
AG1804131	236077	3010	MATTHEW WALTERS	04/19/2018	100,000.00	1.600	04/10/2019	100,000.00	1.600	222
AG1804149	236078	3010	JONATHON LANG	04/19/2018	50,000.00	1.600	04/10/2019	50,000.00	1.600	222
AG1804156	236079	3010	JOHN YOUNG	04/19/2018	150,000.00	1.600	04/10/2019	150,000.00	1.600	222
AG1804040	236080	3010	EDWARD HUFFMAN	04/19/2018	150,000.00	1.600	04/10/2019	150,000.00	1.600	222
AG1804065	236081	3010	HARRISON TRAIL FARMS	04/19/2018	100,000.00	1.600	04/10/2019	100,000.00	1.600	222
AG1804164	236082	3010	ECKEL GRAIN FARMS LTD.	04/19/2018	150,000.00	1.600	04/10/2019	150,000.00	1.600	222
AG1804172	236083	3010	JOHN WONDERLY	04/19/2018	125,000.00	1.600	04/10/2019	125,000.00	1.600	222
AG1804180	236084	3010	STACIE BRIAN ANDERSON	04/19/2018	100,000.00	1.600	04/10/2019	100,000.00	1.600	222
AG1804198	236085	3010	THE ECKEL CATTLE COMPANY	04/19/2018	150,000.00	1.600	04/10/2019	150,000.00	1.600	222
AG1804206	236086	3010	WULFF FARMS	04/19/2018	150,000.00	1.600	04/10/2019	150,000.00	1.600	222
AG1800360	236087	3010	BRADLEE BOWERS	04/19/2018	30,250.00	1.600	04/10/2019	30,250.00	1.600	222
AG1800493	236088	3010	DONALD BETHEL	04/19/2018	35,250.00	1.600	04/10/2019	35,250.00	1.600	222
AG1801947	236089	3010	RONALD JAHN	04/19/2018	150,000.00	1.600	04/10/2019	150,000.00	1.600	222
AG1801434	236090	3010	JIM MCCLURE	04/19/2018	150,000.00	1.600	04/10/2019	150,000.00	1.600	222
AG1800626	236091	3010	JEFFERY HAYS	04/19/2018	85,000.00	1.600	04/10/2019	85,000.00	1.600	222
AG1801483	236092	3010	DALE ROUSH	04/19/2018	25,000.00	1.600	04/10/2019	25,000.00	1.600	222



Run Date: 9/4/2018 1:27:29 PM

Investments Outstanding As Of Date: 8/31/2018

INVENTORY BY MATURITY REPORT

CUSIP	Investment #	Fund	Issuer	Purchase Date	Current Book	Current Rate	Maturity Date	Current Par	YTM	Days to Maturity
AG1800378	236093	3010	SCOTT SHARP	04/19/2018	15,250.00	1.600	04/10/2019	15,250.00	1.600	222
AG1800386	236094	3010	J DUSTIN HINES	04/19/2018	100,350.00	1.600	04/10/2019	100,350.00	1.600	222
AG1800394	236095	3010	STALDER&STALDER ENTERPRI	04/19/2018	100,350.00	1.600	04/10/2019	100,350.00	1.600	222
AG1800402	236096	3010	MARSHALL GRAIN	04/19/2018	150,000.00	1.600	04/10/2019	150,000.00	1.600	222
AG1800410	236097	3010	RUFFS SEED FARMS INC	04/19/2018	150,000.00	1.600	04/10/2019	150,000.00	1.600	222
AG1801954	236098	3010	NEIL DOERSAM	04/19/2018	150,000.00	1.600	04/10/2019	150,000.00	1.600	222
AG1801962	236099	3010	RYAN MAST	04/19/2018	150,000.00	1.600	04/10/2019	150,000.00	1.600	222
AG1801970	236100	3010	A & R FARMS OHIO LLC	04/19/2018	150,000.00	1.600	04/10/2019	150,000.00	1.600	222
AG1801293	236101	3010	JAMES BLUCK - BOTTOM LINE	04/19/2018	150,000.00	1.600	04/10/2019	150,000.00	1.600	222
AG1801988	236102	3010	ADAM PETERS	04/19/2018	50,000.00	1.600	04/10/2019	50,000.00	1.600	222
AG1801384	236103	3010	DAVID WEHRI	04/19/2018	40,000.00	1.600	04/10/2019	40,000.00	1.600	222
AG1800634	236104	3010	DAVID YOUNGPETER	04/19/2018	150,000.00	1.600	04/10/2019	150,000.00	1.600	222
AG1801707	236105	3010	ZACK SMITH	04/19/2018	75,000.00	1.600	04/10/2019	75,000.00	1.600	222
AG1801996	236106	3010	BROOKS MCCOY	04/19/2018	150,000.00	1.600	04/10/2019	150,000.00	1.600	222
AG1802002	236107	3010	WILLIAM A RITTINGER	04/19/2018	150,000.00	1.600	04/10/2019	150,000.00	1.600	222
AG1802010	236108	3010	DELBERT NEFF	04/19/2018	150,000.00	1.600	04/10/2019	150,000.00	1.600	222
AG1802028	236109	3010	LESTER LEWIS	04/19/2018	150,000.00	1.600	04/10/2019	150,000.00	1.600	222
AG1802036	236110	3010	KEITH PETERS LLC	04/19/2018	150,000.00	1.600	04/10/2019	150,000.00	1.600	222
AG1804222	236111	3010	W W HUTTINGER LLC	04/19/2018	100,000.00	1.600	04/10/2019	100,000.00	1.600	222
AG1804214	236112	3010	TWIN PINES FARM	04/19/2018	150,000.00	1.600	04/10/2019	150,000.00	1.600	222
AG1800642	236113	3010	NORBERT EBBESKOTTE	04/19/2018	25,000.00	1.600	04/10/2019	25,000.00	1.600	222
AG1800659	236114	3010	DORVIN BEAR	04/19/2018	150,000.00	1.600	04/10/2019	150,000.00	1.600	222
AG1801053	236115	3010	DAN J. WAGNER FARMS LLC	04/19/2018	150,000.00	1.600	04/10/2019	150,000.00	1.600	222
AG1801061	236116	3010	DELONG FARMS	04/19/2018	150,000.00	1.600	04/10/2019	150,000.00	1.600	222
AG1801459	236117	3010	DON LIMES FARMS	04/19/2018	150,000.00	1.600	04/10/2019	150,000.00	1.600	222
AG1801491	236118	3010	CUPP FARMS	04/19/2018	150,000.00	1.600	04/10/2019	150,000.00	1.600	222
AG1801079	236119	3010	LARRY LUDWIG	04/19/2018	125,000.00	1.600	04/10/2019	125,000.00	1.600	222
AG1801509	236120	3010	TRAVIS CUPP	04/19/2018	150,000.00	1.600	04/10/2019	150,000.00	1.600	222
AG1800816	236121	3010	MAS HEATH FARMS LLC	04/19/2018	150,000.00	1.600	04/10/2019	150,000.00	1.600	222
AG1802044	236122	3010	CHRISTOPHER DAVIS	04/19/2018	33,000.00	1.600	04/10/2019	33,000.00	1.600	222
AG1801087	236123	3010	JAMES FARMS	04/19/2018	150,000.00	1.600	04/10/2019	150,000.00	1.600	222
AG1802051	236124	3010	MARY HADDOX	04/19/2018	30,000.00	1.600	04/10/2019	30,000.00	1.600	222
AG1801095	236125	3010	TODD WYSS	04/19/2018	150,000.00	1.600	04/10/2019	150,000.00	1.600	222



Run Date: 9/4/2018 1:27:29 PM

Investments Outstanding As Of Date: 8/31/2018

INVENTORY BY MATURITY REPORT

CUSIP	Investment #	Fund	Issuer	Purchase Date	Current Book	Current Rate	Maturity Date	Current Par	YTM	Days to Maturity
AG1800824	236126	3010	C. DAVID AND JANA D. CAUDI	04/19/2018	150,000.00	1.600	04/10/2019	150,000.00	1.600	222
AG1801103	236127	3010	JEFFREY L. TURNER	04/19/2018	150,000.00	1.600	04/10/2019	150,000.00	1.600	222
AG1801111	236128	3010	AARON NICHOLS	04/19/2018	15,000.00	1.600	04/10/2019	15,000.00	1.600	222
AG1801004	236129	3010	BRIAN WELLY	04/19/2018	150,000.00	1.600	04/10/2019	150,000.00	1.600	222
AG1801160	236130	3010	NICHOLAS CRONKLETON	04/19/2018	150,000.00	1.600	04/10/2019	150,000.00	1.600	222
AG1802069	236131	3010	DRESBACH FARMS INCORPOR	04/19/2018	150,000.00	1.600	04/10/2019	150,000.00	1.600	222
AG1802077	236132	3010	MICHAEL EDGINGTON	04/19/2018	20,000.00	1.600	04/10/2019	20,000.00	1.600	222
AG1801012	236133	3010	TOMMY BEST	04/19/2018	110,000.00	1.600	04/10/2019	110,000.00	1.600	222
AG1802085	236134	3010	STEVE A GIFFORD	04/19/2018	150,000.00	1.600	04/10/2019	150,000.00	1.600	222
AG1801426	236135	3010	SCOTT HEATH	04/19/2018	40,000.00	1.600	04/10/2019	40,000.00	1.600	222
AG1802457	236136	3010	CLEARVIEW FARMS INC.	04/19/2018	130,000.00	1.600	04/10/2019	130,000.00	1.600	222
AG1801681	236137	3010	BRYANT AGRICULTURE ENTER	04/19/2018	150,000.00	1.600	04/10/2019	150,000.00	1.600	222
AG1802093	236138	3010	KEVIN BEAVERS	04/19/2018	30,000.00	1.600	04/10/2019	30,000.00	1.600	222
AG1802101	236139	3010	J DOUGLAS GIFFORD	04/19/2018	150,000.00	1.600	04/10/2019	150,000.00	1.600	222
AG1802119	236140	3010	ORVILLE GIFFORD	04/19/2018	150,000.00	1.600	04/10/2019	150,000.00	1.600	222
AG1801269	236141	3010	WENNINGER FARMS LLC	04/19/2018	150,000.00	1.600	04/10/2019	150,000.00	1.600	222
AG1800667	236142	3010	BELLINGER FARMS	04/19/2018	150,000.00	1.600	04/10/2019	150,000.00	1.600	222
AG1801277	236143	3010	MARVIN THOMPSON	04/19/2018	100,000.00	1.600	04/10/2019	100,000.00	1.600	222
AG1801392	236144	3010	ROBERT E NIESE FARMS	04/19/2018	75,000.00	1.600	04/10/2019	75,000.00	1.600	222
AG1800675	236145	3010	C&S BIXEL FARMS	04/19/2018	150,000.00	1.600	04/10/2019	150,000.00	1.600	222
AG1801129	236146	3010	WILLIAM JAMES III	04/19/2018	150,000.00	1.600	04/10/2019	150,000.00	1.600	222
AG1800683	236147	3010	KAHLE BROS FARMS	04/19/2018	150,000.00	1.600	04/10/2019	150,000.00	1.600	222
AG1800691	236148	3010	KAHLE CATTLE	04/19/2018	150,000.00	1.600	04/10/2019	150,000.00	1.600	222
AG1800709	236149	3010	MICHAEL J. STECHSCHULTE	04/19/2018	150,000.00	1.600	04/10/2019	150,000.00	1.600	222
AG1801020	236150	3010	D WARREN	04/19/2018	95,000.00	1.600	04/10/2019	95,000.00	1.600	222
AG1801400	236151	3010	ANDREW KNIPPEN	04/19/2018	18,000.00	1.600	04/10/2019	18,000.00	1.600	222
AG1802465	236152	3010	ORR FARMS	04/19/2018	150,000.00	1.600	04/10/2019	150,000.00	1.600	222
AG1801517	236153	3010	RUSSELL FOSTER	04/19/2018	90,350.00	1.600	04/10/2019	90,350.00	1.600	222
AG1802127	236154	3010	JASON GREEN	04/19/2018	150,000.00	1.600	04/10/2019	150,000.00	1.600	222
AG1802135	236155	3010	ALLEN ETT	04/19/2018	150,000.00	1.600	04/10/2019	150,000.00	1.600	222
AG1802143	236156	3010	STEVE HINES	04/19/2018	150,000.00	1.600	04/10/2019	150,000.00	1.600	222
AG1802150	236157	3010	CHAD L HOFFMAN	04/19/2018	150,000.00	1.600	04/10/2019	150,000.00	1.600	222
AG1801723	236158	3010	WILLIAM HOSKINSON	04/19/2018	150,000.00	1.600	04/10/2019	150,000.00	1.600	222



Run Date: 9/4/2018 1:27:29 PM

Investments Outstanding As Of Date: 8/31/2018

INVENTORY BY MATURITY REPORT

CUSIP	Investment #	Fund	Issuer	Purchase Date	Current Book	Current Rate	Maturity Date	Current Par	YTM	Days to Maturity
AG1802168	236159	3010	BRYAN HUPP	04/19/2018	150,000.00	1.600	04/10/2019	150,000.00	1.600	222
AG1802176	236160	3010	KYLE HUPP	04/19/2018	150,000.00	1.600	04/10/2019	150,000.00	1.600	222
AG1801525	236161	3010	JACOB SHAFFER	04/19/2018	45,000.00	1.600	04/10/2019	45,000.00	1.600	222
AG1801533	236162	3010	JAMES COOKSEY	04/19/2018	150,000.00	1.600	04/10/2019	150,000.00	1.600	222
AG1802184	236163	3010	CRAZY HORSE ENT. INC.	04/19/2018	150,000.00	1.600	04/10/2019	150,000.00	1.600	222
AG1801541	236164	3010	AARON KULL	04/19/2018	110,000.00	1.600	04/10/2019	110,000.00	1.600	222
AG1802192	236165	3010	DAVID DELONG	04/19/2018	150,000.00	1.600	04/10/2019	150,000.00	1.600	222
AG1802473	236166	3010	ROBERT MINSHALL	04/19/2018	150,000.00	1.600	04/10/2019	150,000.00	1.600	222
AG1801558	236167	3010	ROWLES FARMS INC.	04/19/2018	150,000.00	1.600	04/10/2019	150,000.00	1.600	222
AG1801566	236168	3010	ROWLES ENTERPRISES LTD	04/19/2018	150,000.00	1.600	04/10/2019	150,000.00	1.600	222
AG1801574	236169	3010	ROB STILWELL	04/19/2018	150,000.00	1.600	04/10/2019	150,000.00	1.600	222
AG1801582	236170	3010	STEVE SUVER	04/19/2018	150,000.00	1.600	04/10/2019	150,000.00	1.600	222
AG1801590	236171	3010	TWO L FARMS INC.	04/19/2018	150,000.00	1.600	04/10/2019	150,000.00	1.600	222
AG1801608	236172	3010	JOHN G WAIDELICH	04/19/2018	150,000.00	1.600	04/10/2019	150,000.00	1.600	222
AG1802200	236173	3010	DEVIN WELLER	04/19/2018	150,000.00	1.600	04/10/2019	150,000.00	1.600	222
AG1802218	236174	3010	JAY H WIPPEL	04/19/2018	150,000.00	1.600	04/10/2019	150,000.00	1.600	222
AG1802226	236175	3010	RADCLIFF VENTURES LLC	04/19/2018	150,000.00	1.600	04/10/2019	150,000.00	1.600	222
AG1802234	236176	3010	KYLE REICHELDERFER	04/19/2018	150,000.00	1.600	04/10/2019	150,000.00	1.600	222
AG1801616	236177	3010	JOHN FOX	04/19/2018	150,000.00	1.600	04/10/2019	150,000.00	1.600	222
AG1802242	236178	3010	GAB HAMMAN FARMS	04/19/2018	150,000.00	1.600	04/10/2019	150,000.00	1.600	222
AG1801624	236179	3010	JAMES JEPSEN	04/19/2018	150,000.00	1.600	04/10/2019	150,000.00	1.600	222
AG1802259	236180	3010	B & D FARMS	04/19/2018	150,000.00	1.600	04/10/2019	150,000.00	1.600	222
AG1802267	236181	3010	BRIAN HELSER	04/19/2018	52,000.00	1.600	04/10/2019	52,000.00	1.600	222
AG1801285	236182	3010	BRADY FAMILY PARTNERSHIP	04/19/2018	150,000.00	1.600	04/10/2019	150,000.00	1.600	222
AG1800717	236183	3010	JAMES J AND DEAN G SCHROE	04/19/2018	85,000.00	1.600	04/10/2019	85,000.00	1.600	222
AG1801038	236184	3010	JOHN RETTIG	04/19/2018	100,000.00	1.600	04/10/2019	100,000.00	1.600	222
AG1800980	236185	3010	ALLAN LUCAS	04/19/2018	40,000.00	1.600	04/10/2019	40,000.00	1.600	222
AG1802531	236186	3010	LYLE RICER	04/19/2018	50,000.00	1.600	04/10/2019	50,000.00	1.600	222
AG1801715	236187	3010	DALE SMITH	04/19/2018	75,000.00	1.600	04/10/2019	75,000.00	1.600	222
AG1802481	236188	3010	JAMES K MINSHALL	04/19/2018	55,000.00	1.600	04/10/2019	55,000.00	1.600	222
AG1802499	236189	3010	RYAN SKINNER	04/19/2018	20,000.00	1.600	04/10/2019	20,000.00	1.600	222
AG1802275	236190	3010	RUSSELL WISCHMEYER	04/19/2018	125,000.00	1.600	04/10/2019	125,000.00	1.600	222
AG1802549	236191	3010	TYLER RAWLINS	04/19/2018	70,000.00	1.600	04/10/2019	70,000.00	1.600	222



Run Date: 9/4/2018 1:27:29 PM

Investments Outstanding As Of Date: 8/31/2018

INVENTORY BY MATURITY REPORT

CUSIP	Investment #	Fund	Issuer	Purchase Date	Current Book	Current Rate	Maturity Date	Current Par	YTM	Days to Maturity
AG1802507	236192	3010	GEARHART FARMS	04/19/2018	150,000.00	1.600	04/10/2019	150,000.00	1.600	222
AG1802283	236193	3010	SAMUEL DULAP	04/19/2018	150,000.00	1.600	04/10/2019	150,000.00	1.600	222
AG1802515	236194	3010	DAVID R WIGET	04/19/2018	85,000.00	1.600	04/10/2019	85,000.00	1.600	222
AG1802291	236195	3010	PAUL RHOADS	04/19/2018	36,250.00	1.600	04/10/2019	36,250.00	1.600	222
AG1802309	236196	3010	J ADAMS FARMS LLC	04/19/2018	150,000.00	1.600	04/10/2019	150,000.00	1.600	222
AG1801418	236197	3010	TIMOTHY FIRESTONE	04/19/2018	40,000.00	1.600	04/10/2019	40,000.00	1.600	222
AG1800725	236198	3010	JEFFERY KLINGLER	04/19/2018	95,000.00	1.600	04/10/2019	95,000.00	1.600	222
AG1800733	236199	3010	TODD MASON	04/19/2018	50,000.00	1.600	04/10/2019	50,000.00	1.600	222
AG1800741	236200	3010	HUTCHINSON BROTHERS	04/19/2018	25,000.00	1.600	04/10/2019	25,000.00	1.600	222
AG1802317	236201	3010	JAMES WINTER	04/19/2018	25,000.00	1.600	04/10/2019	25,000.00	1.600	222
AG1801137	236202	3010	HEFNER FARMS	04/19/2018	150,000.00	1.600	04/10/2019	150,000.00	1.600	222
AG1801632	236203	3010	ANDREW DUNLAP	04/19/2018	125,000.00	1.600	04/10/2019	125,000.00	1.600	222
AG1800758	236204	3010	N MILLER	04/19/2018	60,000.00	1.600	04/10/2019	60,000.00	1.600	222
AG1800766	236205	3010	BALLINGER FARMS	04/19/2018	150,000.00	1.600	04/10/2019	150,000.00	1.600	222
AG1801046	236206	3010	SSB FARMS LLC	04/19/2018	90,000.00	1.600	04/10/2019	90,000.00	1.600	222
AG1800774	236207	3010	K FISHER	04/19/2018	150,000.00	1.600	04/10/2019	150,000.00	1.600	222
AG1801145	236208	3010	CHRISTOPHER JAMES	04/19/2018	15,000.00	1.600	04/10/2019	15,000.00	1.600	222
AG1801731	236209	3010	EDWARD HOSKINSON	04/19/2018	150,000.00	1.600	04/10/2019	150,000.00	1.600	222
AG1801749	236210	3010	MATTHEW WRIGHT	04/19/2018	50,000.00	1.600	04/10/2019	50,000.00	1.600	222
AG1802325	236211	3010	JEFFREY S WIPPEL	04/19/2018	100,000.00	1.600	04/10/2019	100,000.00	1.600	222
AG1801640	236212	3010	THOMAS FOX	04/19/2018	40,278.00	1.600	04/10/2019	40,278.00	1.600	222
AG1802333	236213	3010	JUSTIN S LEIST	04/19/2018	30,000.00	1.600	04/10/2019	30,000.00	1.600	222
AG1802523	236214	3010	MILE TREE LAWN & GARDEN	04/19/2018	150,000.00	1.600	04/10/2019	150,000.00	1.600	222
AG1802341	236215	3010	MICHAEL STRUCKMAN	04/19/2018	150,000.00	1.600	04/10/2019	150,000.00	1.600	222
AG1802358	236216	3010	P-VILLE ENTERPRISES INC.	04/19/2018	150,000.00	1.600	04/10/2019	150,000.00	1.600	222
AG1801657	236217	3010	JEFFREY S LAMP	04/19/2018	70,000.00	1.600	04/10/2019	70,000.00	1.600	222
AG1800782	236218	3010	D&K BURKHOLDER FARMS	04/19/2018	100,000.00	1.600	04/10/2019	100,000.00	1.600	222
AG1800790	236219	3010	R MONTGOMERY	04/19/2018	100,000.00	1.600	04/10/2019	100,000.00	1.600	222
AG1802366	236220	3010	COLUMBUS TURF NURSERY LT	04/19/2018	150,000.00	1.600	04/10/2019	150,000.00	1.600	222
AG1801665	236221	3010	STEVE RICKLY	04/19/2018	20,000.00	1.600	04/10/2019	20,000.00	1.600	222
AG1801673	236222	3010	STRICKLER FARMS LLC	04/19/2018	150,000.00	1.600	04/10/2019	150,000.00	1.600	222
AG1800808	236223	3010	RONALD SCHWARTZ	04/19/2018	45,000.00	1.600	04/10/2019	45,000.00	1.600	222
3133EJLQ0	236224	1000	FFCB AGRIBANK DEBENTURE	04/19/2018	10,000,000.00	2.200	04/10/2019	10,000,000.00	2.200	222



Run Date: 9/4/2018 1:27:29 PM

Investments Outstanding As Of Date: 8/31/2018

INVENTORY BY MATURITY REPORT

CUSIP	Investment #	Fund	Issuer	Purchase Date	Current Book	Current Rate	Maturity Date	Current Par	YTM	Days to Maturity
AG1804735	236257	3010	WADE MOSER	04/20/2018	150,000.00	1.600	04/10/2019	150,000.00	1.600	222
AG1804743	236258	3010	HERSHBERGER FARM LLC	04/20/2018	100,000.00	1.600	04/10/2019	100,000.00	1.600	222
AG1804750	236259	3010	ROBERT L. RIEMAN	04/20/2018	120,000.00	1.600	04/10/2019	120,000.00	1.600	222
AG1804891	236260	3010	BEAVERDAM CONTRACTING I	04/20/2018	150,000.00	1.600	04/10/2019	150,000.00	1.600	222
AG1804909	236261	3010	CODY RODABAUGH	04/20/2018	50,000.00	1.600	04/10/2019	50,000.00	1.600	222
AG1805799	236262	3010	JERREMY SIEFKER	04/20/2018	80,000.00	1.600	04/10/2019	80,000.00	1.600	222
AG1804917	236263	3010	MEYER RIVERVIEW FARMS IN	04/20/2018	150,000.00	1.600	04/10/2019	150,000.00	1.600	222
AG1804925	236264	3010	TNT FARMS LLC	04/20/2018	150,000.00	1.600	04/10/2019	150,000.00	1.600	222
AG1804933	236265	3010	BRIDENBAUGH FAMILY HERT	04/20/2018	25,000.00	1.600	04/10/2019	25,000.00	1.600	222
AG1804941	236266	3010	SCHUMACHER & BASINGER LL	04/20/2018	150,000.00	1.600	04/10/2019	150,000.00	1.600	222
AG1804768	236267	3010	ROBERT ZIMMERMAN	04/20/2018	150,000.00	1.600	04/10/2019	150,000.00	1.600	222
AG1804867	236268	3010	WILLIAMS FARMS LLC	04/20/2018	150,000.00	1.600	04/10/2019	150,000.00	1.600	222
AG1804818	236269	3010	JERRY FRANTZ	04/20/2018	100,000.00	1.600	04/10/2019	100,000.00	1.600	222
AG1804826	236270	3010	MICHAEL FRANTZ	04/20/2018	15,000.00	1.600	04/10/2019	15,000.00	1.600	222
AG1804834	236271	3010	LYNN COLLERT	04/20/2018	40,000.00	1.600	04/10/2019	40,000.00	1.600	222
AG1804875	236272	3010	G & R FARMS FLP	04/20/2018	150,000.00	1.600	04/10/2019	150,000.00	1.600	222
AG1804842	236273	3010	JEFF MAY	04/20/2018	47,500.00	1.600	04/10/2019	47,500.00	1.600	222
AG1804883	236274	3010	DANIEL KELLER	04/20/2018	150,000.00	1.600	04/10/2019	150,000.00	1.600	222
AG1804859	236275	3010	TRI Z INC	04/20/2018	150,000.00	1.600	04/10/2019	150,000.00	1.600	222
AG1805807	236276	3010	TODD HUNT	04/20/2018	50,000.00	1.600	04/10/2019	50,000.00	1.600	222
AG1804776	236277	3010	JAMES WILLIAMS III	04/20/2018	30,000.00	1.600	04/10/2019	30,000.00	1.600	222
AG1804792	236278	3010	DEAN BIXEL	04/20/2018	150,000.00	1.600	04/10/2019	150,000.00	1.600	222
AG1804784	236279	3010	RICHARD BIXEL	04/20/2018	150,000.00	1.600	04/10/2019	150,000.00	1.600	222
AG1804800	236280	3010	NEAL HARRIS	04/20/2018	150,000.00	1.600	04/10/2019	150,000.00	1.600	222
AG1805203	236301	3010	JONATHAN HILDEBRAND	04/24/2018	40,000.00	1.600	04/10/2019	40,000.00	1.600	222
AG1805641	236314	3010	KENNETH UNVERFERTH	04/24/2018	150,000.00	1.600	04/10/2019	150,000.00	1.600	222
AG1805302	236315	3010	BONHAM FARMS LLC	04/24/2018	150,000.00	1.600	04/10/2019	150,000.00	1.600	222
AG1805310	236316	3010	JEFFREY THOMPSON	04/24/2018	150,000.00	1.600	04/10/2019	150,000.00	1.600	222
AG1805658	236317	3010	JOHN KINZER JR.	04/24/2018	150,000.00	1.600	04/10/2019	150,000.00	1.600	222
AG1805328	236318	3010	PENDLETON FARMS	04/24/2018	150,000.00	1.600	04/10/2019	150,000.00	1.600	222
AG1805336	236319	3010	LAMAR RATLIFF FARMS LLC	04/24/2018	150,000.00	1.600	04/10/2019	150,000.00	1.600	222
AG1805344	236320	3010	MICHAEL LANMAN	04/24/2018	150,000.00	1.600	04/10/2019	150,000.00	1.600	222
AG1805666	236321	3010	RATLIFF FARMS	04/24/2018	150,000.00	1.600	04/10/2019	150,000.00	1.600	222



Run Date: 9/4/2018 1:27:29 PM

Investments Outstanding As Of Date: 8/31/2018

INVENTORY BY MATURITY REPORT

CUSIP	Investment #	Fund	Issuer	Purchase Date	Current Book	Current Rate	Maturity Date	Current Par	YTM	Days to Maturity
AG1805526	236322	3010	THOMPSON CREEK FARMS LLC	04/24/2018	150,000.00	1.600	04/10/2019	150,000.00	1.600	222
AG1805351	236323	3010	NEAL NOBLE	04/24/2018	150,000.00	1.600	04/10/2019	150,000.00	1.600	222
AG1805369	236324	3010	H. RICHARD WOLFE	04/24/2018	100,000.00	1.600	04/10/2019	100,000.00	1.600	222
AG1805674	236325	3010	GABRIEL M WEAVER	04/24/2018	150,000.00	1.600	04/10/2019	150,000.00	1.600	222
AG1805682	236326	3010	ZURMEHLY FARMS	04/24/2018	150,000.00	1.600	04/10/2019	150,000.00	1.600	222
AG1805690	236327	3010	JOHN WEAVER	04/24/2018	150,000.00	1.600	04/10/2019	150,000.00	1.600	222
AG1805708	236328	3010	RIDDLE BROTHERS	04/24/2018	50,000.00	1.600	04/10/2019	50,000.00	1.600	222
AG1805534	236329	3010	BRIAN CALL	04/24/2018	150,000.00	1.600	04/10/2019	150,000.00	1.600	222
AG1805542	236330	3010	JOSHUA BLAZIER	04/24/2018	150,000.00	1.600	04/10/2019	150,000.00	1.600	222
AG1805484	236331	3010	JONATHAN DAVID KING	04/24/2018	60,000.00	1.600	04/10/2019	60,000.00	1.600	222
AG1805211	236332	3010	JASON TIMMONS	04/24/2018	100,000.00	1.600	04/10/2019	100,000.00	1.600	222
AG1805427	236333	3010	RICKY HAAG	04/24/2018	100,000.00	1.600	04/10/2019	100,000.00	1.600	222
AG1805195	236334	3010	JANET GENTIS TRUST	04/24/2018	100,000.00	1.600	04/10/2019	100,000.00	1.600	222
AG1805468	236335	3010	C. KEITH HAWKINS	04/24/2018	115,000.00	1.600	04/10/2019	115,000.00	1.600	222
AG1805724	236336	3010	LEE FARMS	04/24/2018	100,000.00	1.600	04/10/2019	100,000.00	1.600	222
AG1805609	236337	3010	LILL FARMS INC.	04/24/2018	150,000.00	1.600	04/10/2019	150,000.00	1.600	222
AG1805732	236338	3010	ROBERT LEEDS	04/24/2018	80,000.00	1.600	04/10/2019	80,000.00	1.600	222
AG1805492	236339	3010	PHELPS FARM LLC	04/24/2018	150,000.00	1.600	04/10/2019	150,000.00	1.600	222
AG1805500	236340	3010	DARRELL RAMSEY	04/24/2018	100,000.00	1.600	04/10/2019	100,000.00	1.600	222
AG1805559	236341	3010	DANNY STEWART	04/24/2018	150,000.00	1.600	04/10/2019	150,000.00	1.600	222
AG1805740	236342	3010	MARY LU SWARTZ	04/24/2018	75,000.00	1.600	04/10/2019	75,000.00	1.600	222
AG1805229	236343	3010	DALE MAXSON	04/24/2018	100,000.00	1.600	04/10/2019	100,000.00	1.600	222
AG1805757	236344	3010	LOUIS MEYER	04/24/2018	150,000.00	1.600	04/10/2019	150,000.00	1.600	222
AG1805237	236345	3010	JAMES AND LARRY TIMMONS	04/24/2018	150,000.00	1.600	04/10/2019	150,000.00	1.600	222
AG1805567	236346	3010	CHRIS VALLERY	04/24/2018	150,000.00	1.600	04/10/2019	150,000.00	1.600	222
AG1804636	236347	3010	JEFFREY WALL	04/23/2018	125,000.00	1.600	04/10/2019	125,000.00	1.600	222
AG1804388	236348	3010	THE LAZY H RANCH	04/23/2018	50,000.00	1.600	04/10/2019	50,000.00	1.600	222
AG1804693	236349	3010	COREY HALL	04/23/2018	90,000.00	1.600	04/10/2019	90,000.00	1.600	222
AG1805815	236350	3010	JOHN GAZAREK	04/23/2018	130,000.00	1.600	04/10/2019	130,000.00	1.600	222
AG1804677	236351	3010	JAMES MONROE	04/23/2018	115,000.00	1.600	04/10/2019	115,000.00	1.600	222
AG1804644	236352	3010	D & S FAMILY FARMS LTD	04/23/2018	150,000.00	1.600	04/10/2019	150,000.00	1.600	222
AG1804685	236353	3010	MICHAEL SULLIVAN	04/23/2018	15,000.00	1.600	04/10/2019	15,000.00	1.600	222
AG1804701	236354	3010	NATHANIEL PRICE	04/23/2018	35,000.00	1.600	04/10/2019	35,000.00	1.600	222



Run Date: 9/4/2018 1:27:29 PM

Investments Outstanding As Of Date: 8/31/2018

INVENTORY BY MATURITY REPORT

CUSIP	Investment #	Fund	Issuer	Purchase Date	Current Book	Current Rate	Maturity Date	Current Par	YTM	Days to Maturity
AG1804651	236355	3010	SUNNY LANE FARM	04/23/2018	150,000.00	1.600	04/10/2019	150,000.00	1.600	222
AG1804669	236356	3010	JAMES JEREW	04/23/2018	150,000.00	1.600	04/10/2019	150,000.00	1.600	222
AG1804719	236357	3010	LUKE BRILL	04/23/2018	25,000.00	1.600	04/10/2019	25,000.00	1.600	222
AG1804727	236358	3010	DONALD HAMILTON	04/23/2018	15,000.00	1.600	04/10/2019	15,000.00	1.600	222
AG1805245	236359	3010	WINDY KNOLL FARM	04/24/2018	50,000.00	1.600	04/10/2019	50,000.00	1.600	222
AG1805518	236360	3010	WISHWELL FARMS	04/24/2018	150,000.00	1.600	04/10/2019	150,000.00	1.600	222
AG1805476	236361	3010	LUCAS HAWKINS	04/24/2018	115,000.00	1.600	04/10/2019	115,000.00	1.600	222
AG1805294	236362	3010	KENNETH OSBORN	04/24/2018	150,000.00	1.600	04/10/2019	150,000.00	1.600	222
AG1805575	236363	3010	KEITH ROBERTS	04/24/2018	150,000.00	1.600	04/10/2019	150,000.00	1.600	222
AG1805583	236364	3010	DALE SIEBOLD	04/24/2018	150,000.00	1.600	04/10/2019	150,000.00	1.600	222
AG1805252	236365	3010	LARRY TIMMONS JR.	04/24/2018	50,000.00	1.600	04/10/2019	50,000.00	1.600	222
AG1805260	236366	3010	STEWART FARMS LLC	04/24/2018	150,000.00	1.600	04/10/2019	150,000.00	1.600	222
AG1805591	236367	3010	BRUCE ROBERTS	04/24/2018	150,000.00	1.600	04/10/2019	150,000.00	1.600	222
AG1805286	236368	3010	MICHAEL MAXSON	04/24/2018	40,000.00	1.600	04/10/2019	40,000.00	1.600	222
AG1805625	236369	3010	BRUNGARTH FAMILY FARMS L	04/24/2018	150,000.00	1.600	04/10/2019	150,000.00	1.600	222
AG1805765	236370	3010	JOSHUA R YODER	04/24/2018	65,000.00	1.600	04/10/2019	65,000.00	1.600	222
AG1805617	236371	3010	JANET KUHLMAN	04/24/2018	115,000.00	1.600	04/10/2019	115,000.00	1.600	222
AG1805773	236372	3010	JEFFREY BEAVERSON	04/24/2018	100,000.00	1.600	04/10/2019	100,000.00	1.600	222
AG1805278	236373	3010	DANIEL MAXSON	04/24/2018	40,000.00	1.600	04/10/2019	40,000.00	1.600	222
AG1805435	236374	3010	LINCOLN NAFZIGER	04/24/2018	150,000.00	1.600	04/10/2019	150,000.00	1.600	222
AG1805443	236375	3010	JOHN KURIVIAL	04/24/2018	150,000.00	1.600	04/10/2019	150,000.00	1.600	222
AG1805450	236376	3010	CURTIS COOLEY	04/24/2018	150,000.00	1.600	04/10/2019	150,000.00	1.600	222
AG1805633	236377	3010	TERRY E WRIGHT	04/24/2018	150,000.00	1.600	04/10/2019	150,000.00	1.600	222
AG1805377	236378	3010	ANDERSON FARMS A GENERA	04/24/2018	150,000.00	1.600	04/10/2019	150,000.00	1.600	222
AG1805385	236379	3010	JOHN COOK II	04/24/2018	100,000.00	1.600	04/10/2019	100,000.00	1.600	222
AG1805393	236380	3010	JOHN PERSINGER	04/24/2018	150,000.00	1.600	04/10/2019	150,000.00	1.600	222
AG1805401	236381	3010	LAWRENCE HAGLER	04/24/2018	150,000.00	1.600	04/10/2019	150,000.00	1.600	222
AG1805419	236382	3010	JAMES HAGLER	04/24/2018	150,000.00	1.600	04/10/2019	150,000.00	1.600	222
AG1805716	236383	3010	GRANT RATLIFF	04/24/2018	50,000.00	1.600	04/10/2019	50,000.00	1.600	222
AG1804396	236384	3010	NOAH KEMP	04/23/2018	50,000.00	1.600	04/10/2019	50,000.00	1.600	222
AG1804404	236385	3010	MARK WOLFE	04/23/2018	40,000.00	1.600	04/10/2019	40,000.00	1.600	222
AG1804412	236386	3010	KEMP & SONS FARMS LLC	04/23/2018	150,000.00	1.600	04/10/2019	150,000.00	1.600	222
AG1804420	236387	3010	JAMES WATKINS	04/23/2018	100,000.00	1.600	04/10/2019	100,000.00	1.600	222



Run Date: 9/4/2018 1:27:29 PM

Investments Outstanding As Of Date: 8/31/2018

INVENTORY BY MATURITY REPORT

CUSIP	Investment #	Fund	Issuer	Purchase Date	Current Book	Current Rate	Maturity Date	Current Par	YTM	Days to Maturity
AG1804966	236388	3010	MICHAEL BALBAUGH	04/24/2018	150,000.00	1.600	04/10/2019	150,000.00	1.600	222
AG1804974	236389	3010	DENNIS STEFFAN	04/24/2018	50,000.00	1.600	04/10/2019	50,000.00	1.600	222
AG1804982	236390	3010	LEONARD MICHEL	04/24/2018	100,000.00	1.600	04/10/2019	100,000.00	1.600	222
AG1804990	236391	3010	OSCAR S SCHROEDER	04/24/2018	150,000.00	1.600	04/10/2019	150,000.00	1.600	222
AG1805005	236392	3010	MOENING FARMS LLC	04/24/2018	150,000.00	1.600	04/10/2019	150,000.00	1.600	222
AG1805013	236393	3010	HASELMAN BROS.	04/24/2018	150,000.00	1.600	04/10/2019	150,000.00	1.600	222
AG1805021	236394	3010	JERRY HOFFMAN	04/24/2018	125,000.00	1.600	04/10/2019	125,000.00	1.600	222
AG1805039	236395	3010	RA SCHROEDER FARMS INC.	04/24/2018	150,000.00	1.600	04/10/2019	150,000.00	1.600	222
AG1805047	236396	3010	RODNEY NIESE	04/24/2018	100,000.00	1.600	04/10/2019	100,000.00	1.600	222
AG1805187	236397	3010	HAROLD ROY	04/24/2018	125,000.00	1.600	04/10/2019	125,000.00	1.600	222
AG1805054	236398	3010	ROGER NIESE	04/24/2018	90,000.00	1.600	04/10/2019	90,000.00	1.600	222
AG1805062	236399	3010	KENNETH SCHROEDER	04/24/2018	100,000.00	1.600	04/10/2019	100,000.00	1.600	222
AG1805070	236400	3010	PALTE FARMS	04/24/2018	125,000.00	1.600	04/10/2019	125,000.00	1.600	222
AG1805781	236401	3010	TIMOTHY SCHROEDER	04/24/2018	50,000.00	1.600	04/10/2019	50,000.00	1.600	222
AG1805088	236402	3010	JEFFREY STEFFAN	04/24/2018	150,000.00	1.600	04/10/2019	150,000.00	1.600	222
AG1805096	236403	3010	GERALD HASELMAN	04/24/2018	65,000.00	1.600	04/10/2019	65,000.00	1.600	222
AG1805104	236404	3010	JOE SCHROEDER	04/24/2018	100,000.00	1.600	04/10/2019	100,000.00	1.600	222
AG1805112	236405	3010	DANNY ROE	04/24/2018	150,000.00	1.600	04/10/2019	150,000.00	1.600	222
AG1805120	236406	3010	GARY NIESE	04/24/2018	150,000.00	1.600	04/10/2019	150,000.00	1.600	222
AG1805138	236407	3010	RYAN ORDWAY	04/24/2018	60,000.00	1.600	04/10/2019	60,000.00	1.600	222
AG1805146	236408	3010	GARY ORDWAY	04/24/2018	80,000.00	1.600	04/10/2019	80,000.00	1.600	222
AG1805153	236409	3010	DOUGLAS MANGAS	04/24/2018	150,000.00	1.600	04/10/2019	150,000.00	1.600	222
AG1805161	236410	3010	CHARLES SCHECKELHOFF	04/24/2018	100,000.00	1.600	04/10/2019	100,000.00	1.600	222
AG1805179	236411	3010	CHAD AND JASON PESTER	04/24/2018	90,000.00	1.600	04/10/2019	90,000.00	1.600	222
AG1804446	236412	3010	BROCK YUTZY	04/23/2018	150,000.00	1.600	04/10/2019	150,000.00	1.600	222
AG1804453	236413	3010	KYLE YUTZY	04/23/2018	150,000.00	1.600	04/10/2019	150,000.00	1.600	222
AG1804461	236414	3010	MARLIN YUTZY	04/23/2018	150,000.00	1.600	04/10/2019	150,000.00	1.600	222
AG1804479	236415	3010	JON GINGERICH	04/23/2018	150,000.00	1.600	04/10/2019	150,000.00	1.600	222
AG1804560	236416	3010	JAMES A. GRAY	04/23/2018	150,000.00	1.600	04/10/2019	150,000.00	1.600	222
AG1804487	236417	3010	ROGER STRALEY	04/23/2018	150,000.00	1.600	04/10/2019	150,000.00	1.600	222
AG1804495	236418	3010	JOHN KAUFFMAN JR.	04/23/2018	150,000.00	1.600	04/10/2019	150,000.00	1.600	222
AG1804578	236419	3010	RAYMOND KUHN	04/23/2018	100,000.00	1.600	04/10/2019	100,000.00	1.600	222
AG1804545	236420	3010	BRAD MATTIX	04/23/2018	150,000.00	1.600	04/10/2019	150,000.00	1.600	222



Run Date: 9/4/2018 1:27:29 PM

Investments Outstanding As Of Date: 8/31/2018

INVENTORY BY MATURITY REPORT

CUSIP	Investment #	Fund	Issuer	Purchase Date	Current Book	Current Rate	Maturity Date	Current Par	YTM	Days to Maturity
AG1804586	236421	3010	GUY GREEN	04/23/2018	150,000.00	1.600	04/10/2019	150,000.00	1.600	222
AG1804594	236422	3010	JEFFERY L. ROBINSON	04/23/2018	150,000.00	1.600	04/10/2019	150,000.00	1.600	222
AG1804552	236423	3010	NAVE-FIELD FARMS LLC	04/23/2018	150,000.00	1.600	04/10/2019	150,000.00	1.600	222
AG1804602	236424	3010	MICHAEL R. OMAN	04/23/2018	75,000.00	1.600	04/10/2019	75,000.00	1.600	222
AG1804610	236425	3010	ROBERT C. MITCHELL	04/23/2018	150,000.00	1.600	04/10/2019	150,000.00	1.600	222
AG1804503	236426	3010	KYLE HOSTETLER	04/23/2018	75,000.00	1.600	04/10/2019	75,000.00	1.600	222
AG1804511	236427	3010	HOSTETLER FAMILY FARMS LL	04/23/2018	150,000.00	1.600	04/10/2019	150,000.00	1.600	222
AG1804529	236428	3010	H&J FARMS LLC	04/23/2018	150,000.00	1.600	04/10/2019	150,000.00	1.600	222
AG1804537	236429	3010	KRAMER HOMESTEAD INC.	04/23/2018	90,000.00	1.600	04/10/2019	90,000.00	1.600	222
AG1804628	236430	3010	LOCIN FARM LLC	04/23/2018	70,000.00	1.600	04/10/2019	70,000.00	1.600	222
AG1804438	236431	3010	JJ WALTON FARMS LLC	04/23/2018	150,000.00	1.600	04/10/2019	150,000.00	1.600	222
AG1804362	236432	3010	JEREMY GILDOW	04/23/2018	35,000.00	1.600	04/10/2019	35,000.00	1.600	222
AG1804370	236433	3010	DANNY CRAIG	04/23/2018	25,000.00	1.600	04/10/2019	25,000.00	1.600	222
AG1805831	236523	3010	WILLIAM C. KOWALKA	04/27/2018	140,000.00	1.600	04/10/2019	140,000.00	1.600	222
AG1805823	236524	3010	R & S LAJTI FARMS	04/27/2018	100,000.00	1.600	04/10/2019	100,000.00	1.600	222
AG1805849	236525	3010	CHARLES N. STEWART III	04/27/2018	90,000.00	1.600	04/10/2019	90,000.00	1.600	222
AG1802952	236541	3010	AGRI SOILS LTD	05/01/2018	150,000.00	1.600	04/10/2019	150,000.00	1.600	222
AG1803133	236542	3010	AMOS LIVESTOCK EQUIPMENT	05/01/2018	80,000.00	1.600	04/10/2019	80,000.00	1.600	222
AG1803141	236543	3010	SETH AMOS	05/01/2018	100,000.00	1.600	04/10/2019	100,000.00	1.600	222
AG1803232	236544	3010	JAY & JEWEL AMSTUTZ	05/01/2018	30,000.00	1.600	04/10/2019	30,000.00	1.600	222
AG1803059	236545	3010	ARMFELT ACRES	05/01/2018	35,000.00	1.600	04/10/2019	35,000.00	1.600	222
AG1803240	236546	3010	DONALD & JESSICA BADGER	05/01/2018	120,000.00	1.600	04/10/2019	120,000.00	1.600	222
AG1803257	236547	3010	JOHN & LINDA BADGER	05/01/2018	150,000.00	1.600	04/10/2019	150,000.00	1.600	222
AG1803265	236548	3010	BENJAMIN & JOANNA BALTZL	05/01/2018	10,000.00	1.600	04/10/2019	10,000.00	1.600	222
AG1803273	236549	3010	RANDALL E & SUE ANN BERRY	05/01/2018	95,000.00	1.600	04/10/2019	95,000.00	1.600	222
AG1803281	236550	3010	BRENEMAN FARMS INC	05/01/2018	50,000.00	1.600	04/10/2019	50,000.00	1.600	222
AG1803091	236551	3010	EUGENE & MARY A BURKHOLD	05/01/2018	150,000.00	1.600	04/10/2019	150,000.00	1.600	222
AG1803109	236552	3010	SAMUEL BURKHOLDER	05/01/2018	60,000.00	1.600	04/10/2019	60,000.00	1.600	222
AG1803299	236553	3010	CANAAN SUPPLY LLC	05/01/2018	20,000.00	1.600	04/10/2019	20,000.00	1.600	222
AG1803307	236554	3010	CANAAN CATTLE & GRAIN LLC	05/01/2018	42,000.00	1.600	04/10/2019	42,000.00	1.600	222
AG1803315	236555	3010	CANTENDO ACRES -GRAZELAN	05/01/2018	50,000.00	1.600	04/10/2019	50,000.00	1.600	222
AG1803323	236556	3010	CARMONY FARMS LTD	05/01/2018	150,000.00	1.600	04/10/2019	150,000.00	1.600	222
AG1803331	236557	3010	CATAPADALE DAIRY LTD	05/01/2018	150,000.00	1.600	04/10/2019	150,000.00	1.600	222



Run Date: 9/4/2018 1:27:29 PM

Investments Outstanding As Of Date: 8/31/2018

INVENTORY BY MATURITY REPORT

CUSIP	Investment #	Fund	Issuer	Purchase Date	Current Book	Current Rate	Maturity Date	Current Par	YTM	Days to Maturity
AG1803349	236558	3010	CIRCLE J FARMS LLC	05/01/2018	150,000.00	1.600	04/10/2019	150,000.00	1.600	222
AG1803356	236559	3010	CLAR-LAIN FARM LLC	05/01/2018	150,000.00	1.600	04/10/2019	150,000.00	1.600	222
AG1803364	236560	3010	DJR FARM LLC	05/01/2018	10,000.00	1.600	04/10/2019	10,000.00	1.600	222
AG1803372	236561	3010	DAVEL FARMS INC	05/01/2018	100,000.00	1.600	04/10/2019	100,000.00	1.600	222
AG1803380	236562	3010	DAVID & JONATHAN DOTTERE	05/01/2018	150,000.00	1.600	04/10/2019	150,000.00	1.600	222
AG1803398	236563	3010	DOUGLASS GRAIN FARMS LLC	05/01/2018	150,000.00	1.600	04/10/2019	150,000.00	1.600	222
AG1802853	236564	3010	ROBERT AND CYNTHIA FARQU	05/01/2018	150,000.00	1.600	04/10/2019	150,000.00	1.600	222
AG1803406	236565	3010	ROGER FEATHER	05/01/2018	100,000.00	1.600	04/10/2019	100,000.00	1.600	222
AG1803414	236566	3010	FIVE POINTS FARM LLC	05/01/2018	150,000.00	1.600	04/10/2019	150,000.00	1.600	222
AG1803422	236567	3010	GASSER FARMS LLC	05/01/2018	150,000.00	1.600	04/10/2019	150,000.00	1.600	222
AG1803430	236568	3010	DAVID & ANNE GASSER	05/01/2018	25,000.00	1.600	04/10/2019	25,000.00	1.600	222
AG1803448	236569	3010	KRAIG GASSER	05/01/2018	50,000.00	1.600	04/10/2019	50,000.00	1.600	222
AG1803455	236570	3010	NATHAN GASSER	05/01/2018	100,000.00	1.600	04/10/2019	100,000.00	1.600	222
AG1803463	236571	3010	GEITGEY FARMS LLC	05/01/2018	35,000.00	1.600	04/10/2019	35,000.00	1.600	222
AG1803471	236572	3010	ROBERT AND AMY GRABER	05/01/2018	75,000.00	1.600	04/10/2019	75,000.00	1.600	222
AG1803489	236573	3010	BENJAMIN L GOOD	05/01/2018	40,000.00	1.600	04/10/2019	40,000.00	1.600	222
AG1803497	236574	3010	JONATHAN D & MARTHA G GO	05/01/2018	75,000.00	1.600	04/10/2019	75,000.00	1.600	222
AG1803505	236575	3010	RICHARD L & BETHANY J GOO	05/01/2018	35,000.00	1.600	04/10/2019	35,000.00	1.600	222
AG1803513	236576	3010	BRIAN GORTNER	05/01/2018	150,000.00	1.600	04/10/2019	150,000.00	1.600	222
AG1803521	236577	3010	RICHARD GRAHAM	05/01/2018	25,000.00	1.600	04/10/2019	25,000.00	1.600	222
AG1803539	236578	3010	JOSHUA D & MYLA A HERSHB	05/01/2018	60,000.00	1.600	04/10/2019	60,000.00	1.600	222
AG1803547	236579	3010	HERSHEY CROPLAND LLC	05/01/2018	10,000.00	1.600	04/10/2019	10,000.00	1.600	222
AG1803554	236580	3010	HODGE FARMS LLC	05/01/2018	100,000.00	1.600	04/10/2019	100,000.00	1.600	222
AG1804024	236581	3010	WILLOW BROOK DAIRY LLC	05/01/2018	75,000.00	1.600	04/10/2019	75,000.00	1.600	222
AG1803562	236582	3010	STEVE HOISINGTON	05/01/2018	150,000.00	1.600	04/10/2019	150,000.00	1.600	222
AG1803208	236583	3010	STEVEN & SHAWN KACERSKI	05/01/2018	150,000.00	1.600	04/10/2019	150,000.00	1.600	222
AG1803570	236584	3010	JAMES AND JANET KASSERMA	05/01/2018	100,000.00	1.600	04/10/2019	100,000.00	1.600	222
AG1803083	236585	3010	MASON KISAMORE	05/01/2018	50,000.00	1.600	04/10/2019	50,000.00	1.600	222
AG1803067	236586	3010	KLEVER HOLSTEIN FRM LIMIT	05/01/2018	86,000.00	1.600	04/10/2019	86,000.00	1.600	222
AG1802861	236587	3010	CLINT J & CASSANDRA K KEE	05/01/2018	70,000.00	1.600	04/10/2019	70,000.00	1.600	222
AG1803158	236588	3010	BENJAMIN KLICK	05/01/2018	50,000.00	1.600	04/10/2019	50,000.00	1.600	222
AG1802879	236589	3010	REGAN A & LAURA A KLINE	05/01/2018	40,212.00	1.600	04/10/2019	40,212.00	1.600	222
AG1802960	236590	3010	LANG VUE FARMS LTD	05/01/2018	125,000.00	1.600	04/10/2019	125,000.00	1.600	222



Run Date: 9/4/2018 1:27:29 PM

Investments Outstanding As Of Date: 8/31/2018

INVENTORY BY MATURITY REPORT

CUSIP	Investment #	Fund	Issuer	Purchase Date	Current Book	Current Rate	Maturity Date	Current Par	YTM	Days to Maturity
AG1803588	236591	3010	LOREN LARRY DARRELL STEIN	05/01/2018	50,000.00	1.600	04/10/2019	50,000.00	1.600	222
AG1803596	236592	3010	JENTES CUSTOM FARMING	05/01/2018	150,000.00	1.600	04/10/2019	150,000.00	1.600	222
AG1803604	236593	3010	JENTES FARM OPERATIONS LL	05/01/2018	150,000.00	1.600	04/10/2019	150,000.00	1.600	222
AG1802978	236594	3010	ROY ANDREW LEID	05/01/2018	22,500.00	1.600	04/10/2019	22,500.00	1.600	222
AG1803612	236595	3010	RUDY MAIBACH	05/01/2018	50,000.00	1.600	04/10/2019	50,000.00	1.600	222
AG1803620	236596	3010	DALEWYN C & JULIE M MARTI	05/01/2018	50,000.00	1.600	04/10/2019	50,000.00	1.600	222
AG1803638	236597	3010	MARTINS HILLCREST FARM LL	05/01/2018	100,000.00	1.600	04/10/2019	100,000.00	1.600	222
AG1803646	236598	3010	STEVE AND KATHY MARTIN	05/01/2018	125,000.00	1.600	04/10/2019	125,000.00	1.600	222
AG1803653	236599	3010	KELLY MCKELVEY	05/01/2018	150,000.00	1.600	04/10/2019	150,000.00	1.600	222
AG1802887	236600	3010	JERRY A & ANN M MCNEIL	05/01/2018	150,000.00	1.600	04/10/2019	150,000.00	1.600	222
AG1802986	236601	3010	BRYAN MILLER	05/01/2018	40,000.00	1.600	04/10/2019	40,000.00	1.600	222
AG1804354	236602	3010	HAROLD & MARGARET MILLER	05/01/2018	65,000.00	1.600	04/10/2019	65,000.00	1.600	222
AG1803661	236603	3010	PAUL & FANNIE MILLER	05/01/2018	20,000.00	1.600	04/10/2019	20,000.00	1.600	222
AG1803679	236604	3010	MOOREFIELD FARMS	05/01/2018	150,000.00	1.600	04/10/2019	150,000.00	1.600	222
AG1803687	236605	3010	JAMES & LINDA MOSHER	05/01/2018	75,000.00	1.600	04/10/2019	75,000.00	1.600	222
AG1803166	236606	3010	JONATHAN AND ABBEY NORM	05/01/2018	90,000.00	1.600	04/10/2019	90,000.00	1.600	222
AG1802994	236607	3010	OPEN ROAD FARM LTD	05/01/2018	100,000.00	1.600	04/10/2019	100,000.00	1.600	222
AG1803174	236608	3010	PARKER FARMS	05/01/2018	75,000.00	1.600	04/10/2019	75,000.00	1.600	222
AG1803695	236609	3010	PLEASANT VALE DAIRY INC	05/01/2018	150,000.00	1.600	04/10/2019	150,000.00	1.600	222
AG1803703	236610	3010	PEBBLE FARM	05/01/2018	20,000.00	1.600	04/10/2019	20,000.00	1.600	222
AG1802945	236611	3010	CRAIG T & LINDA L POWELL	05/01/2018	100,000.00	1.600	04/10/2019	100,000.00	1.600	222
AG1803711	236612	3010	BENJAMIN & MELISSA REHM	05/01/2018	150,000.00	1.600	04/10/2019	150,000.00	1.600	222
AG1803729	236613	3010	REHM FARMS LLC	05/01/2018	150,000.00	1.600	04/10/2019	150,000.00	1.600	222
AG1803737	236614	3010	R E LUMBER AND LOGGING	05/01/2018	150,000.00	1.600	04/10/2019	150,000.00	1.600	222
AG1803745	236615	3010	ROHR FARMS SERVICE LLC	05/01/2018	150,000.00	1.600	04/10/2019	150,000.00	1.600	222
AG1803752	236616	3010	ROSEDALE VENTURES LLC	05/01/2018	150,000.00	1.600	04/10/2019	150,000.00	1.600	222
AG1802895	236617	3010	ROSEDALE FARMS LLC	05/01/2018	150,000.00	1.600	04/10/2019	150,000.00	1.600	222
AG1803117	236618	3010	RUPRECHT FARM LLC	05/01/2018	100,000.00	1.600	04/10/2019	100,000.00	1.600	222
AG1803224	236619	3010	GALE & WYVIONA SAUSER	05/01/2018	40,000.00	1.600	04/10/2019	40,000.00	1.600	222
AG1803760	236620	3010	CLIFFORD SCHEIBE	05/01/2018	50,000.00	1.600	04/10/2019	50,000.00	1.600	222
AG1803778	236621	3010	SCHEUFLER FARMS LLC	05/01/2018	150,000.00	1.600	04/10/2019	150,000.00	1.600	222
AG1803786	236622	3010	SHADE CREEK FARMS	05/01/2018	150,000.00	1.600	04/10/2019	150,000.00	1.600	222
AG1803794	236623	3010	SHOWALTER DAIRY FARMS LL	05/01/2018	150,000.00	1.600	04/10/2019	150,000.00	1.600	222



Run Date: 9/4/2018 1:27:29 PM

Investments Outstanding As Of Date: 8/31/2018

INVENTORY BY MATURITY REPORT

CUSIP	Investment #	Fund	Issuer	Purchase Date	Current Book	Current Rate	Maturity Date	Current Par	YTM	Days to Maturity
AG1803802	236624	3010	TYLER STAHL	05/01/2018	15,000.00	1.600	04/10/2019	15,000.00	1.600	222
AG1803810	236625	3010	STEINERS CUSTOM FARMING	05/01/2018	100,000.00	1.600	04/10/2019	100,000.00	1.600	222
AG1803828	236626	3010	STEINER GRAIN FARMS AG SE	05/01/2018	120,000.00	1.600	04/10/2019	120,000.00	1.600	222
AG1803844	236627	3010	STEVEN AND ALYSON STEINE	05/01/2018	10,000.00	1.600	04/10/2019	10,000.00	1.600	222
AG1803851	236628	3010	CRAIG E & LYNELLE J STOLLE	05/01/2018	30,000.00	1.600	04/10/2019	30,000.00	1.600	222
AG1803869	236629	3010	BRADLEY & MOLLY STULL	05/01/2018	35,000.00	1.600	04/10/2019	35,000.00	1.600	222
AG1803877	236630	3010	GREG & CHALA TROYER	05/01/2018	75,000.00	1.600	04/10/2019	75,000.00	1.600	222
AG1803885	236631	3010	WASUKA FARMS INC	05/01/2018	150,000.00	1.600	04/10/2019	150,000.00	1.600	222
AG1802903	236632	3010	LAROY WEAVER	05/01/2018	150,000.00	1.600	04/10/2019	150,000.00	1.600	222
AG1803893	236633	3010	WILLIAM & DARLA WEAVER	05/01/2018	80,000.00	1.600	04/10/2019	80,000.00	1.600	222
AG1803901	236634	3010	WILDWOOD LEGACY FARMS L	05/01/2018	25,000.00	1.600	04/10/2019	25,000.00	1.600	222
AG1803182	236635	3010	WINDY WAY FARMS LTD	05/01/2018	150,000.00	1.600	04/10/2019	150,000.00	1.600	222
AG1803919	236636	3010	NATHAN L YODER	05/01/2018	50,000.00	1.600	04/10/2019	50,000.00	1.600	222
AG1803927	236637	3010	SIMON YODER	05/01/2018	60,000.00	1.600	04/10/2019	60,000.00	1.600	222
AG1803042	236638	3010	IVAN ZIMMERMAN	05/01/2018	30,000.00	1.600	04/10/2019	30,000.00	1.600	222
AG1803000	236639	3010	LYNDON MILLER	05/01/2018	150,000.00	1.600	04/10/2019	150,000.00	1.600	222
AG1803935	236640	3010	JAMES & MARY BETH RICHA	05/01/2018	45,262.00	1.600	04/10/2019	45,262.00	1.600	222
AG1803943	236641	3010	TROY SHAUM	05/01/2018	75,000.00	1.600	04/10/2019	75,000.00	1.600	222
AG1803950	236642	3010	ROGER & NEDRA STEINER	05/01/2018	100,000.00	1.600	04/10/2019	100,000.00	1.600	222
AG1802911	236643	3010	RINGBYRE JERSEYS LLC	05/01/2018	100,000.00	1.600	04/10/2019	100,000.00	1.600	222
AG1803968	236644	3010	ATLEE SWARTZENTRUBER	05/01/2018	50,250.00	1.600	04/10/2019	50,250.00	1.600	222
AG1803075	236645	3010	ROBINSON VALLEY RUN FARM	05/01/2018	50,000.00	1.600	04/10/2019	50,000.00	1.600	222
AG1803216	236646	3010	DOUBLE K FARMS	05/01/2018	57,750.00	1.600	04/10/2019	57,750.00	1.600	222
AG1803190	236647	3010	WILLIAM AND VICKIE ROHR	05/01/2018	150,000.00	1.600	04/10/2019	150,000.00	1.600	222
AG1802937	236648	3010	JON BRAD OCEL	05/01/2018	50,000.00	1.600	04/10/2019	50,000.00	1.600	222
AG1803125	236649	3010	IVAN BURKHOLDER	05/01/2018	50,000.00	1.600	04/10/2019	50,000.00	1.600	222
AG1803976	236650	3010	FOUR WINDS FARMS LTD	05/01/2018	125,000.00	1.600	04/10/2019	125,000.00	1.600	222
AG1803984	236651	3010	ADRIAN & ALYSSA BEERY	05/01/2018	30,000.00	1.600	04/10/2019	30,000.00	1.600	222
AG1803992	236652	3010	RYAN & CHELSI LINGLE	05/01/2018	20,000.00	1.600	04/10/2019	20,000.00	1.600	222
AG1803018	236653	3010	MENGEL DAIRY FARM LLC	05/01/2018	150,000.00	1.600	04/10/2019	150,000.00	1.600	222
AG1804008	236654	3010	DANIEL C MILLER	05/01/2018	35,000.00	1.600	04/10/2019	35,000.00	1.600	222
AG1802929	236655	3010	AARON & ANNA NOLT	05/01/2018	50,000.00	1.600	04/10/2019	50,000.00	1.600	222
AG1803026	236656	3010	SPRANGS FAIRVIEW FARM LL	05/01/2018	150,000.00	1.600	04/10/2019	150,000.00	1.600	222



Run Date: 9/4/2018 1:27:29 PM

Investments Outstanding As Of Date: 8/31/2018

INVENTORY BY MATURITY REPORT

CUSIP	Investment #	Fund	Issuer	Purchase Date	Current Book	Current Rate	Maturity Date	Current Par	YTM	Days to Maturity
AG1804016	236657	3010	STEINER EQUIPMENT LLC	05/01/2018	42,000.00	1.600	04/10/2019	42,000.00	1.600	222
AG1803034	236658	3010	SWEET BREEZE FARMS & EXC	05/01/2018	150,000.00	1.600	04/10/2019	150,000.00	1.600	222
AG1805856	236925	3010	ROBERT ERNEST	05/30/2018	115,000.00	1.600	04/10/2019	115,000.00	1.600	222
AG1805864	236926	3010	KORY HEFNER	05/30/2018	25,000.00	1.600	04/10/2019	25,000.00	1.600	222
AG1805872	236927	3010	ALEX JONES	05/30/2018	60,000.00	1.600	04/10/2019	60,000.00	1.600	222
AG1805880	237001	3010	KENNETH R. DIBERT	06/08/2018	60,000.00	1.600	04/10/2019	60,000.00	1.600	222
AG1805898	237002	3010	MICHAEL BASINGER	06/08/2018	150,000.00	1.600	04/10/2019	150,000.00	1.600	222
AG1805906	237120	3010	EDWARD BRICKNER	06/18/2018	48,000.00	1.600	04/10/2019	48,000.00	1.600	222
AG1805914	237121	3010	BRICKNER FARM SERVICE LLC	06/18/2018	150,000.00	1.600	04/10/2019	150,000.00	1.600	222
AG1805922	237149	3010	BLUE RIDGE FARMS LLC	06/19/2018	150,000.00	1.600	04/10/2019	150,000.00	1.600	222
AG1800147	237167	3010	M&P EISEL FARMS LLC	06/20/2018	33,000.00	1.600	04/10/2019	33,000.00	1.600	222
LD1700466	230385	3050	J&O PLASTICS INC.	04/13/2017	400,000.00	.750	04/12/2019	400,000.00	.750	224
76116ECL2	180734	2000	REF CORP STRIP	04/30/2007	55,335.00	.000	04/15/2019	100,000.00	5.010	227
912828Q52	228469	1020	US TREASURY NOTE .875 4-15	10/31/2016	9,975,781.25	.875	04/15/2019	10,000,000.00	.975	227
94974BFV7	217623	1030	WELLS FARGO & CO	04/28/2014	7,027,510.00	2.807	04/22/2019	7,000,000.00	2.279	234
LD1700474	230952	3050	THE MARQUARD COMPANY	04/24/2017	313,000.00	.750	04/24/2019	313,000.00	.750	236
91159HHH6	217801	1030	US BANCORP	05/12/2014	8,957,672.00	2.200	04/25/2019	8,900,000.00	2.062	237
3134G8XP9	225940	1010	FHLMC MEDIUM TERM NOTE	04/26/2016	5,000,000.00	1.150	04/26/2019	5,000,000.00	1.150	238
EC1701910	231036	3030	KATHERINE HARALSON	04/27/2017	67,402.45	.750	04/26/2019	67,402.45	.750	238
EC1701928	231044	3030	DUANE GRIFFAW	04/27/2017	30,000.00	.750	04/26/2019	30,000.00	.750	238
EC1701936	231045	3030	RYAN HELLWIG	04/27/2017	250,495.00	.750	04/26/2019	250,495.00	.750	238
EC1701944	231046	3030	JONATHAN SABO	04/27/2017	55,675.00	.750	04/26/2019	55,675.00	.750	238
EC1701951	231047	3030	MICHAEL APKING	04/27/2017	29,375.00	.750	04/26/2019	29,375.00	.750	238
EC1701969	231048	3030	ROBERT MUELLER	04/27/2017	276,500.00	.750	04/26/2019	276,500.00	.750	238
EC1701977	231050	3030	MATTHEW GARY	04/27/2017	81,430.00	.750	04/26/2019	81,430.00	.750	238
EC1701985	231051	3030	DANNY YAHINI	04/27/2017	90,704.70	.750	04/26/2019	90,704.70	.750	238
912828D23	222731	1020	US TREASURY NOTE	05/27/2015	15,186,328.13	1.625	04/30/2019	15,000,000.00	1.299	242
912828ST8	225563	1020	US TREASURY NOTE	02/25/2016	10,117,187.50	1.250	04/30/2019	10,000,000.00	.875	242
LD1700482	231259	3050	ENVIROSCAPE ECM LTD	05/04/2017	384,390.45	.750	05/03/2019	384,390.45	.750	245
037833AQ3	227020	1030	APPLE INC 2.100 5-06-19	06/15/2016	9,240,431.68	2.100	05/06/2019	9,014,000.00	1.213	248
LD1700490	231279	3050	WRIGHT TIRE & AUTO LLC	05/08/2017	200,000.00	.750	05/08/2019	200,000.00	.750	250
LD1700508	231325	3050	HICKORY LANE WELDING LTD	05/09/2017	400,000.00	.750	05/09/2019	400,000.00	.750	251
31358C7R1	178654	2000	FNMA STRIP	10/27/2006	1,686,030.00	.000	05/15/2019	3,225,000.00	5.234	257



Run Date: 9/4/2018 1:27:29 PM

Investments Outstanding As Of Date: 8/31/2018

INVENTORY BY MATURITY REPORT

CUSIP	Investment #	Fund	Issuer	Purchase Date	Current Book	Current Rate	Maturity Date	Current Par	YTM	Days to Maturity
912833KV1	181165	2000	US TREASURY STRIP	05/31/2007	27,454.00	.000	05/15/2019	50,000.00	5.077	257
912833KV1	181413	2000	US TREASURY STRIP	06/26/2007	26,726.00	.000	05/15/2019	50,000.00	5.340	257
912833KV1	181554	2000	US TREASURY STRIP	07/06/2007	27,172.50	.000	05/15/2019	50,000.00	5.209	257
912833KV1	181860	2000	US TREASURY STRIP	07/30/2007	55,215.00	.000	05/15/2019	100,000.00	5.100	257
912833KV1	186332	2010	US TREASURY STRIP	05/22/2008	4,688,636.00	.000	05/15/2019	7,538,000.00	4.371	257
912833KV1	186416	2000	US TREASURY STRIP	05/27/2008	31,255.50	.000	05/15/2019	50,000.00	4.330	257
912833KV1	186663	2000	US TREASURY STRIP	06/09/2008	15,501.50	.000	05/15/2019	25,000.00	4.420	257
912833KV1	187226	2000	US TREASURY STRIP	07/11/2008	6,260.00	.000	05/15/2019	10,000.00	4.366	257
912833KV1	192213	2000	US TREASURY STRIP	05/13/2009	102,256.50	.000	05/15/2019	150,000.00	3.866	257
912833KV1	193233	2000	US TREASURY STRIP	08/18/2009	33,664.88	.000	05/15/2019	50,000.00	4.102	257
912833KV1	197098	2000	US TREASURY STRIP	05/11/2010	220,690.87	.000	05/15/2019	306,000.00	3.660	257
912833KV1	197191	2000	US TREASURY STRIP	05/14/2010	17,996.00	.000	05/15/2019	25,000.00	3.685	257
912833KV1	198373	2000	US TREASURY STRIP	06/30/2010	38,194.00	.000	05/15/2019	50,000.00	3.058	257
912833KV1	198699	2000	US TREASURY STRIP	07/13/2010	75,926.00	.000	05/15/2019	100,000.00	3.140	257
912833KV1	205473	2000	US TREASURY STRIP	05/09/2011	78,665.00	.000	05/15/2019	100,000.00	3.016	257
912833KV1	206118	2000	US TREASURY STRIP	06/13/2011	81,053.00	.000	05/15/2019	100,000.00	2.670	257
912833KV1	206336	2000	US TREASURY STRIP	06/23/2011	40,554.50	.000	05/15/2019	50,000.00	2.670	257
912833KV1	206370	2000	US TREASURY STRIP	06/27/2011	40,571.00	.000	05/15/2019	50,000.00	2.668	257
912833KV1	210177	2000	US TREASURY STRIP	05/16/2012	45,687.50	.000	05/15/2019	50,000.00	1.293	257
912833KV1	210392	2000	US TREASURY STRIP	06/06/2012	46,747.50	.000	05/15/2019	50,000.00	.972	257
912833KV1	210598	2000	US TREASURY STRIP	06/25/2012	46,201.00	.000	05/15/2019	50,000.00	1.150	257
912833KV1	214700	2000	US TREASURY STRIP	06/17/2013	46,096.50	.000	05/15/2019	50,000.00	1.380	257
912833KV1	218181	2000	US TREASURY STRIP	06/26/2014	45,964.00	.000	05/15/2019	50,000.00	1.730	257
912833KV1	218207	2000	US TREASURY STRIP	06/27/2014	45,935.00	.000	05/15/2019	50,000.00	1.744	257
912833KV1	218577	2000	US TREASURY STRIP	07/31/2014	46,061.50	.000	05/15/2019	50,000.00	1.720	257
912833KV1	222621	2000	US TREASURY STRIP	05/21/2015	237,480.00	.000	05/15/2019	250,000.00	1.294	257
912833KV1	226884	2000	US TREASURY STRI ZERO-% 5	05/26/2016	116,307.60	.000	05/15/2019	120,000.00	1.055	257
912833KV1	227308	2000	US TREASURY STRI ZERO-% 5	07/15/2016	48,929.50	.000	05/15/2019	50,000.00	.765	257
912833KV1	227495	2000	US TREASURY STRI ZERO-% 5	07/29/2016	39,057.20	.000	05/15/2019	40,000.00	.855	257
912833KV1	227666	2000	US TREASURY STRI ZERO-% 5	08/12/2016	97,661.00	.000	05/15/2019	100,000.00	.860	257
912833KV1	231300	2000	S 0 05-15-19	05/11/2017	38,926.00	.000	05/15/2019	40,000.00	1.358	257
912833KV1	231581	2000	S 0 05-15-19	06/02/2017	39,008.80	.000	05/15/2019	40,000.00	1.290	257
912833KV1	237028	2000	S 0 05-15-19	06/14/2018	39,190.00	.000	05/15/2019	40,000.00	2.240	257



Run Date: 9/4/2018 1:27:29 PM

Investments Outstanding As Of Date: 8/31/2018

INVENTORY BY MATURITY REPORT

CUSIP	Investment #	Fund	Issuer	Purchase Date	Current Book	Current Rate	Maturity Date	Current Par	YTM	Days to Maturity
912833KV1	237310	2000	S 0 05-15-19	07/06/2018	39,231.60	.000	05/15/2019	40,000.00	2.272	257
912833KV1	237407	2000	S 0 05-15-19	07/12/2018	39,256.40	.000	05/15/2019	40,000.00	2.240	257
459200JE2	227048	1030	IBM CORP 1.800 5-17-19	06/20/2016	5,083,800.00	1.800	05/17/2019	5,000,000.00	1.211	259
EC1701993	231543	3030	DUSTIN GRIME	05/25/2017	175,007.00	.750	05/24/2019	175,007.00	.750	266
EC1702009	231544	3030	MICHAEL WHITE	05/25/2017	50,255.00	.750	05/24/2019	50,255.00	.750	266
EC1702017	231545	3030	JOHN RUMANCIK	05/25/2017	73,970.00	.750	05/24/2019	73,970.00	.750	266
EC1702025	231546	3030	TRAVIS ANDERSON	05/25/2017	175,854.00	.750	05/24/2019	175,854.00	.750	266
EC1702033	231547	3030	MICHAEL PETRAS	05/25/2017	202,370.00	.750	05/24/2019	202,370.00	.750	266
EC1702041	231548	3030	CURTIS CHIPPS	05/25/2017	259,539.00	.750	05/24/2019	259,539.00	.750	266
EC1702058	231549	3030	RYAN MCCARTHY	05/25/2017	78,500.00	.750	05/24/2019	78,500.00	.750	266
3130A92Y6	227851	1010	FHLB DEBENTURE 1.030 5-28-	08/30/2016	10,000,000.00	1.030	05/28/2019	10,000,000.00	1.030	270
3137EADG1	224014	1010	FHLMC DEBENTURE	09/16/2015	10,125,900.00	1.750	05/30/2019	10,000,000.00	1.400	272
EC1702066	231571	3030	SARA CLARK	05/30/2017	35,000.00	.750	05/30/2019	35,000.00	.750	272
EC1702074	231572	3030	WILLIAM BARWINSKI	05/30/2017	175,007.00	.750	05/30/2019	175,007.00	.750	272
EC1702082	231573	3030	THOMAS GREENE	05/30/2017	75,000.00	.750	05/30/2019	75,000.00	.750	272
EC1702090	231574	3030	ANDY LEE	05/30/2017	115,400.00	.750	05/30/2019	115,400.00	.750	272
EC1702108	231575	3030	REED RICHMOND	05/30/2017	75,000.00	.750	05/30/2019	75,000.00	.750	272
EC1702116	231576	3030	MARK PAVUK	05/30/2017	181,986.42	.750	05/30/2019	181,986.42	.750	272
LD1700516	231604	3050	WING IT NORTH LLC	05/30/2017	400,000.00	.750	05/30/2019	400,000.00	.750	272
912828WLO	223852	1020	US TREASURY NOTE	08/26/2015	25,261,718.75	1.500	05/31/2019	25,000,000.00	1.214	273
LD1700524	231625	3050	ONLINE ENGINEERING CORP.	06/02/2017	201,639.50	.750	05/31/2019	201,639.50	.750	273
46513G4K0	217934	1010	ISRAEL BOND	06/01/2014	15,000,000.00	3.060	06/01/2019	15,000,000.00	3.060	274
594918AC8	222587	1030	MICROSOFT CORP	05/19/2015	13,697,869.63	4.200	06/01/2019	12,413,000.00	1.543	274
LD1700532	231643	3050	J. MCCOY LUMBER CO. LTD	06/05/2017	380,903.71	.750	06/05/2019	380,903.71	.750	278
3136G3AQ8	225597	1010	FNMA DEBENTURE	03/07/2016	15,000,000.00	1.320	06/07/2019	15,000,000.00	1.320	280
88579YAG6	223087	1030	3 M CO	06/25/2015	4,979,900.00	1.625	06/15/2019	5,000,000.00	1.730	288
912828R85	227896	1020	US TREASURY NOTE .875 6-15	08/30/2016	14,978,320.31	.875	06/15/2019	15,000,000.00	.927	288
3135G0ZE6	221582	1010	FNMA DEBENTURE	04/08/2015	10,196,100.00	1.750	06/20/2019	10,000,000.00	1.269	293
3135G0ZE6	223764	1010	FNMA DEBENTURE	08/18/2015	10,129,900.00	1.750	06/20/2019	10,000,000.00	1.401	293
LD1700540	231848	3050	EVERYDAY HOMECARE	06/23/2017	201,301.03	1.000	06/21/2019	201,301.03	1.000	294
EC1702124	231884	3030	ERIC SCOTT	06/27/2017	113,510.00	1.000	06/27/2019	113,510.00	1.000	300
EC1702132	231885	3030	STEPHEN LO	06/27/2017	67,695.00	1.000	06/27/2019	67,695.00	1.000	300
EC1702140	231886	3030	ARNOLD ADLER II	06/27/2017	67,880.00	1.000	06/27/2019	67,880.00	1.000	300



Run Date: 9/4/2018 1:27:29 PM

Investments Outstanding As Of Date: 8/31/2018

INVENTORY BY MATURITY REPORT

CUSIP	Investment #	Fund	Issuer	Purchase Date	Current Book	Current Rate	Maturity Date	Current Par	YTM	Days to Maturity
EC1702157	231887	3030	ZACHARY SWISHER	06/27/2017	329,000.00	1.000	06/27/2019	329,000.00	1.000	300
EC1702165	231888	3030	JEREMY BIZJAK	06/27/2017	83,750.00	1.000	06/27/2019	83,750.00	1.000	300
LD1700557	231889	3050	TOP OF THE VIADUCT RESTA	06/27/2017	50,000.00	1.000	06/27/2019	50,000.00	1.000	300
EC1702173	231890	3030	PELAYO MONTOTO	06/27/2017	53,300.00	1.000	06/27/2019	53,300.00	1.000	300
EC1702181	231891	3030	JOHN STORK	06/27/2017	30,000.00	1.000	06/27/2019	30,000.00	1.000	300
EC1702199	231892	3030	NEIL SHARROW	06/27/2017	69,000.00	1.000	06/27/2019	69,000.00	1.000	300
EC1702207	231893	3030	JOHN MARUNA	06/27/2017	315,000.00	1.000	06/27/2019	315,000.00	1.000	300
EC1702215	231895	3030	MARGARETHA IZZO	06/27/2017	111,390.00	1.000	06/27/2019	111,390.00	1.000	300
EC1702223	231897	3030	MATT WEDEL	06/27/2017	166,135.00	1.000	06/27/2019	166,135.00	1.000	300
EC1702231	231922	3030	MICHAEL HENRY	06/29/2017	136,385.80	1.000	06/28/2019	136,385.80	1.000	301
EC1702249	231923	3030	JESSICA RUSSELL	06/29/2017	14,640.00	1.000	06/28/2019	14,640.00	1.000	301
EC1702256	231924	3030	JILL TALLEY	06/29/2017	30,500.00	1.000	06/28/2019	30,500.00	1.000	301
EC1702264	231927	3030	MICHAEL PAMPANINI	06/29/2017	96,125.00	1.000	06/28/2019	96,125.00	1.000	301
EC1702272	231928	3030	WILLIAM ELLIOTT	06/29/2017	50,000.00	1.000	06/28/2019	50,000.00	1.000	301
EC1702280	231929	3030	BETTY MCGLONE	06/29/2017	91,255.00	1.000	06/28/2019	91,255.00	1.000	301
EC1702298	231930	3030	TRACY INTIHAR	06/29/2017	350,000.00	1.000	06/28/2019	350,000.00	1.000	301
EC1702306	231931	3030	ADAM SMITH	06/29/2017	86,400.00	1.000	06/28/2019	86,400.00	1.000	301
EC1702314	231932	3030	JEFFREY DRAKE	06/29/2017	185,451.00	1.000	06/28/2019	185,451.00	1.000	301
912828WS5	218410	1020	US TREASURY NOTE	07/15/2014	24,942,382.81	1.625	06/30/2019	25,000,000.00	1.674	303
589331AN7	227611	1030	MERCK & CO INC 5.000 6-30-1	08/08/2016	14,429,965.80	5.000	06/30/2019	13,007,000.00	1.146	303
69353RDD7	223743	1030	PNC BANK NA	08/18/2015	10,038,000.00	2.250	07/02/2019	10,000,000.00	2.147	305
69353RDD7	223746	1030	PNC BANK NA	08/18/2015	5,018,800.00	2.250	07/02/2019	5,000,000.00	2.148	305
69353RDD7	230149	1030	PNC 2 1-4 07-02-19 BKNT	03/31/2017	3,156,429.60	2.250	07/02/2019	3,132,000.00	1.894	305
LD1800019	231947	3050	Liberty Lanes LLC	07/05/2017	17,861.12	1.000	07/05/2019	17,861.12	1.000	308
LD1800035	231961	3050	D A DECHELLIS DDS INC	07/11/2017	123,087.98	1.000	07/11/2019	123,087.98	1.000	314
EC1800019	231962	3030	MICHAEL STONE	07/11/2017	146,320.00	1.000	07/11/2019	146,320.00	1.000	314
LD1800027	231963	3050	DUBER AUTOMTIVE LLC	07/11/2017	98,484.00	1.000	07/11/2019	98,484.00	1.000	314
912828S43	227623	1020	US TREASURY NOTE .750 7-15	08/05/2016	14,994,726.56	.750	07/15/2019	15,000,000.00	.762	318
89236TBP9	224245	1030	TOYOTA MOTOR CREDIT COR	09/29/2015	5,029,100.00	2.125	07/18/2019	5,000,000.00	1.965	321
89236TBP9	227685	1030	TOYOTA MOTOR CRE 2.125 7-	08/12/2016	5,125,600.00	2.125	07/18/2019	5,000,000.00	1.250	321
EC1800043	231977	3030	ROBERT PUSHAY	07/24/2017	100,965.00	1.000	07/24/2019	100,965.00	1.000	327
EC1800050	231978	3030	CHERYL HITCHCOCK	07/24/2017	37,750.00	1.000	07/24/2019	37,750.00	1.000	327
EC1800068	231979	3030	MICHAEL SMUCKER	07/24/2017	228,851.00	1.000	07/24/2019	228,851.00	1.000	327



Run Date: 9/4/2018 1:27:29 PM

Investments Outstanding As Of Date: 8/31/2018

INVENTORY BY MATURITY REPORT

CUSIP	Investment #	Fund	Issuer	Purchase Date	Current Book	Current Rate	Maturity Date	Current Par	YTM	Days to Maturity
EC1800076	231980	3030	KEIR SCHLATTER	07/24/2017	69,920.00	1.000	07/24/2019	69,920.00	1.000	327
EC1800084	231981	3030	JENNIFER NELSON CARNEY	07/24/2017	303,674.00	1.000	07/24/2019	303,674.00	1.000	327
EC1800027	231982	3030	ABEL HITTINGER	07/24/2017	55,000.00	1.000	07/24/2019	55,000.00	1.000	327
EC1800035	231983	3030	BARBARA DIDRICHSEN	07/24/2017	65,000.00	1.000	07/24/2019	65,000.00	1.000	327
3136G3D51	227556	1010	FNMA DEBENTURE 1.250 7-26	07/29/2016	10,000,000.00	1.250	07/26/2019	10,000,000.00	1.250	329
EC1800092	231985	3030	GARY HUELSMAN	07/27/2017	15,900.00	1.000	07/26/2019	15,900.00	1.000	329
EC1800100	231986	3030	CANDEE MORRIS	07/27/2017	30,000.00	1.000	07/26/2019	30,000.00	1.000	329
EC1800118	231987	3030	DAVID GRUBER	07/27/2017	90,000.00	1.000	07/26/2019	90,000.00	1.000	329
EC1800126	231988	3030	MARCUS MOORE	07/27/2017	126,900.00	1.000	07/26/2019	126,900.00	1.000	329
EC1800134	231989	3030	APRIL QUEENER	07/27/2017	24,225.00	1.000	07/26/2019	24,225.00	1.000	329
EC1800142	231990	3030	LUTHER WIREMAN	07/27/2017	175,616.00	1.000	07/26/2019	175,616.00	1.000	329
EC1800159	231991	3030	JOHN TALLMADGE	07/27/2017	117,365.00	1.000	07/26/2019	117,365.00	1.000	329
912828TH3	222862	1020	US TREASURY NOTE	06/04/2015	14,633,203.13	.875	07/31/2019	15,000,000.00	1.484	334
LD1800043	232011	3050	BAVARIAN CATERING LTD	08/03/2017	56,643.41	1.000	08/02/2019	56,643.41	1.000	336
RE1800011	232016	3040	DEAN AND PEGGY JOLLY	08/04/2017	154,422.77	.150	08/02/2019	154,422.77	.150	336
36962G4D3	229190	1030	GE 6 8-7-19	01/20/2017	5,535,200.00	6.000	08/07/2019	5,000,000.00	1.689	341
594918BN3	227900	1030	MICROSOFT CORP 1.100 8-08-	09/01/2016	4,991,050.00	1.100	08/08/2019	5,000,000.00	1.162	342
EC1800167	232026	3030	SCOTT ALLMAN	08/10/2017	45,000.00	1.000	08/09/2019	45,000.00	1.000	343
EC1800175	232027	3030	PETER BRUGMANN	08/10/2017	121,459.80	1.000	08/09/2019	121,459.80	1.000	343
EC1800183	232030	3030	STEPHEN MARTINEZ	08/14/2017	280,000.00	1.000	08/14/2019	280,000.00	1.000	348
912833KW9	178331	2000	US TREASURY STRIP	10/04/2006	26,992.50	.000	08/15/2019	50,000.00	4.850	349
912833KW9	178585	2000	US TREASURY STRIP	10/26/2006	73,316.64	.000	08/15/2019	138,000.00	5.001	349
912833KW9	178995	2000	US TREASURY STRIP	11/28/2006	27,543.00	.000	08/15/2019	50,000.00	4.745	349
912833KW9	182219	2000	US TREASURY STRIP	08/28/2007	55,773.00	.000	08/15/2019	100,000.00	4.940	349
912803AR4	182550	2000	US TREASURY STRIP (P)	09/25/2007	55,420.00	.000	08/15/2019	100,000.00	5.027	349
912833KW9	182755	2000	US TREASURY STRIP	10/05/2007	56,708.00	.000	08/15/2019	100,000.00	4.840	349
912833KW9	188066	2000	US TREASURY STRIP	09/15/2008	32,225.00	.000	08/15/2019	50,000.00	4.065	349
912833KW9	188161	2010	US TREASURY STRIP	09/22/2008	375,626.88	.000	08/15/2019	576,000.00	3.962	349
912833KW9	193252	2000	US TREASURY STRIP	08/18/2009	66,893.25	.000	08/15/2019	100,000.00	4.065	349
912833KW9	199559	2000	US TREASURY STRIP	08/13/2010	38,597.50	.000	08/15/2019	50,000.00	2.895	349
912833KW9	200621	2000	US TREASURY STRIP	09/24/2010	78,302.00	.000	08/15/2019	100,000.00	2.770	349
912833KW9	207487	2000	US TREASURY STRIP	09/23/2011	43,840.00	.000	08/15/2019	50,000.00	1.672	349
912833KW9	207859	2000	US TREASURY STRIP	10/31/2011	86,085.00	.000	08/15/2019	100,000.00	1.933	349



Run Date: 9/4/2018 1:27:29 PM

Investments Outstanding As Of Date: 8/31/2018

INVENTORY BY MATURITY REPORT

CUSIP	Investment #	Fund	Issuer	Purchase Date	Current Book	Current Rate	Maturity Date	Current Par	YTM	Days to Maturity
912833KW9	207912	2000	US TREASURY STRIP	11/03/2011	43,124.00	.000	08/15/2019	50,000.00	1.910	349
912833KW9	211238	2000	US TREASURY STRIP	08/17/2012	45,999.00	.000	08/15/2019	50,000.00	1.196	349
912833KW9	211298	2000	US TREASURY STRIP	08/22/2012	91,321.00	.000	08/15/2019	100,000.00	1.305	349
912833KW9	215293	2000	US TREASURY STRIP	08/16/2013	44,772.00	.000	08/15/2019	50,000.00	1.850	349
912833KW9	215616	2000	US TREASURY STRIP	09/26/2013	44,972.50	.000	08/15/2019	50,000.00	1.809	349
912833KW9	215880	2000	US TREASURY STRIP	11/01/2013	91,215.00	.000	08/15/2019	100,000.00	1.595	349
912833KW9	218835	2000	US TREASURY STRIP	08/28/2014	367,032.00	.000	08/15/2019	400,000.00	1.740	349
912833KW9	219027	2000	US TREASURY STRIP	09/18/2014	91,400.00	.000	08/15/2019	100,000.00	1.841	349
912833KW9	219284	2000	US TREASURY STRIP	10/17/2014	37,233.20	.000	08/15/2019	40,000.00	1.490	349
0258M0DP1	222655	1030	AMERICAN EXPRESS CREDIT C	05/22/2015	10,108,900.00	2.250	08/15/2019	10,000,000.00	1.980	349
912833KW9	224319	2000	USTREASURYSTRI	10/08/2015	95,751.00	.000	08/15/2019	100,000.00	1.130	349
912833KW9	224480	2000	USTREASURYSTRI	10/22/2015	95,647.00	.000	08/15/2019	100,000.00	1.170	349
912833KW9	224550	2000	USTREASURYSTRI	10/29/2015	38,197.60	.000	08/15/2019	40,000.00	1.218	349
02665WAH4	227376	1030	AMERICAN HONDA F 2.250 8-	07/20/2016	5,145,300.00	2.250	08/15/2019	5,000,000.00	1.281	349
912833KW9	228087	2000	US TREASURY STRI ZERO-% 8	09/23/2016	48,675.50	.000	08/15/2019	50,000.00	.930	349
912833KW9	228283	2000	US TREASURY STRI ZERO-% 8	10/14/2016	242,682.50	.000	08/15/2019	250,000.00	1.050	349
912833KW9	234126	2000	S 0 08-15-19	10/26/2017	38,908.00	.000	08/15/2019	40,000.00	1.540	349
912833KW9	234150	2000	S 0 08-15-19	10/26/2017	48,635.00	.000	08/15/2019	50,000.00	1.540	349
912833KW9	234185	2000	S 0 08-15-19	10/27/2017	24,318.50	.000	08/15/2019	25,000.00	1.540	349
912833KW9	237888	2000	S 0 08-15-19	08/23/2018	117,198.00	.000	08/15/2019	120,000.00	2.430	349
912833KW9	237915	2000	S 0 08-15-19	08/23/2018	39,066.00	.000	08/15/2019	40,000.00	2.430	349
912833KW9	237928	2000	S 0 08-15-19	08/23/2018	244,130.00	.000	08/15/2019	250,000.00	2.444	349
LD1800050	232040	3050	MIKE BIASSELLA INSURANCE L	08/17/2017	214,416.53	1.000	08/16/2019	214,416.53	1.000	350
LD1800068	232043	3050	FOUNTAIN VALLEY ENTERPRI	08/21/2017	257,342.24	1.000	08/21/2019	257,342.24	1.000	355
3130A8ZX4	227771	1010	FHLB DEBENTURE 1.250 8-22-	08/22/2016	10,000,000.00	1.250	08/22/2019	10,000,000.00	1.250	356
3136G2ZR1	225479	1010	FNMA DEBENTURE	02/23/2016	15,000,000.00	1.200	08/23/2019	15,000,000.00	1.200	357
3135G0N90	227824	1010	FNMA DEBENTURE 1.150 8-23	08/23/2016	7,500,000.00	1.150	08/23/2019	7,500,000.00	1.150	357
3135G0N90	227993	1010	FNMA DEBENTURE 1.150 8-23	09/12/2016	9,995,000.00	1.150	08/23/2019	10,000,000.00	1.167	357
3136G2ZG5	225504	1010	FNMA DEBENTURE	02/26/2016	15,000,000.00	1.300	08/26/2019	15,000,000.00	1.300	360
EC1800191	232046	3030	SHARON BENNETT	08/28/2017	258,391.00	1.000	08/28/2019	258,391.00	1.000	362
EC1800209	232047	3030	EVAN FRANK	08/28/2017	71,030.00	1.000	08/28/2019	71,030.00	1.000	362
EC1800217	232048	3030	TIM SNIDER	08/28/2017	143,255.00	1.000	08/28/2019	143,255.00	1.000	362
EC1800225	232049	3030	MICHAEL HUGHES	08/28/2017	238,980.00	1.000	08/28/2019	238,980.00	1.000	362



Run Date: 9/4/2018 1:27:29 PM

Investments Outstanding As Of Date: 8/31/2018

INVENTORY BY MATURITY REPORT

CUSIP	Investment #	Fund	Issuer	Purchase Date	Current Book	Current Rate	Maturity Date	Current Par	YTM	Days to Maturity
EC1800233	232050	3030	NANCY PAHL	08/28/2017	124,000.00	1.000	08/28/2019	124,000.00	1.000	362
EC1800241	232051	3030	LINDA DANNDNBRING	08/28/2017	31,600.00	1.000	08/28/2019	31,600.00	1.000	362
EC1800258	232052	3030	KATHRYN FLINN	08/28/2017	60,705.00	1.000	08/28/2019	60,705.00	1.000	362
EC1800266	232053	3030	CHRISTOPHER KEENER	08/28/2017	65,295.00	1.000	08/28/2019	65,295.00	1.000	362
EC1800274	232054	3030	ANCREW OSBORNE	08/28/2017	54,000.00	1.000	08/28/2019	54,000.00	1.000	362
EC1800282	232055	3030	DOROTHY CARMAN	08/28/2017	58,740.00	1.000	08/28/2019	58,740.00	1.000	362
EC1800290	232056	3030	RICHARD NORRIS	08/28/2017	25,000.00	1.000	08/28/2019	25,000.00	1.000	362
EC1800308	232057	3030	MELANIE HUDSON	08/28/2017	176,036.00	1.000	08/28/2019	176,036.00	1.000	362
912828TN0	220723	1020	US TREASURY NOTE	02/03/2015	24,826,171.88	1.000	08/31/2019	25,000,000.00	1.157	365
EC1800316	233605	3030	WILLIAM E RITTERSHAUSEN	09/06/2017	114,630.00	1.000	09/06/2019	114,630.00	1.000	371
RE1800029	233653	3040	SEMPLE SERVICE CENTER LLC	09/11/2017	66,913.79	.150	09/11/2019	66,913.79	.150	376
3135G0ZG1	224262	1010	FNMA DEBENTURE	09/29/2015	10,174,700.00	1.750	09/12/2019	10,000,000.00	1.295	377
9128282G4	228602	1020	US TREASURY NOTE .875 9-15	11/10/2016	9,957,812.50	.875	09/15/2019	10,000,000.00	1.026	380
3130A6GD3	224003	1010	FHLB DEBENTURE	09/25/2015	11,250,000.00	1.500	09/25/2019	11,250,000.00	1.500	390
EC1800340	233780	3030	MELISSA BARTON	09/25/2017	118,675.00	1.000	09/25/2019	118,675.00	1.000	390
EC1800332	233781	3030	WILLIAM ANDERSON	09/25/2017	63,750.00	1.000	09/25/2019	63,750.00	1.000	390
EC1800324	233782	3030	SUSAN MOODY	09/25/2017	153,970.00	1.000	09/25/2019	153,970.00	1.000	390
EC1800399	233783	3030	THOMAS REITZ	09/25/2017	185,801.00	1.000	09/25/2019	185,801.00	1.000	390
EC1800381	233784	3030	NICOLE MARTIN	09/25/2017	27,723.30	1.000	09/25/2019	27,723.30	1.000	390
EC1800373	233785	3030	DAMIAN DOTTERWEICH	09/25/2017	82,210.00	1.000	09/25/2019	82,210.00	1.000	390
EC1800365	233786	3030	JESSICA PATRICH	09/25/2017	45,300.00	1.000	09/25/2019	45,300.00	1.000	390
EC1800357	233787	3030	MICHAEL HOLDREN	09/25/2017	182,000.00	1.000	09/25/2019	182,000.00	1.000	390
31771KAA5	178656	2000	FICO STRIP	10/27/2006	2,056,682.03	.000	09/26/2019	3,991,000.00	5.200	391
3133EGVJ1	228119	1010	FFCB DEBENTURE 1.160 9-26-	09/26/2016	9,992,500.00	1.160	09/26/2019	10,000,000.00	1.186	391
EC1800423	233827	3030	STEVEN WILSON	09/27/2017	308,854.00	1.000	09/27/2019	308,854.00	1.000	392
EC1800415	233828	3030	ANDREW REGRUT	09/27/2017	201,693.55	1.000	09/27/2019	201,693.55	1.000	392
EC1800407	233829	3030	ROMANS SKUJINS	09/27/2017	140,000.00	1.000	09/27/2019	140,000.00	1.000	392
EC1800456	233830	3030	TERRANCE SZABO	09/27/2017	315,000.00	1.000	09/27/2019	315,000.00	1.000	392
EC1800449	233831	3030	RANDALL HANNA	09/27/2017	79,785.00	1.000	09/27/2019	79,785.00	1.000	392
EC1800431	233832	3030	MICHAEL WEAVER	09/27/2017	126,550.00	1.000	09/27/2019	126,550.00	1.000	392
EC1800472	233833	3030	LAWRENCE BUCCILLI	09/27/2017	107,720.00	1.000	09/27/2019	107,720.00	1.000	392
EC1800464	233834	3030	ERIC BYROM	09/27/2017	36,300.00	1.000	09/27/2019	36,300.00	1.000	392
912828F39	219263	1020	US TREASURY NOTE	10/15/2014	25,359,375.00	1.750	09/30/2019	25,000,000.00	1.448	395



Run Date: 9/4/2018 1:27:29 PM

Investments Outstanding As Of Date: 8/31/2018

INVENTORY BY MATURITY REPORT

CUSIP	Investment #	Fund	Issuer	Purchase Date	Current Book	Current Rate	Maturity Date	Current Par	YTM	Days to Maturity
912828TR1	225716	1020	US TREASURY NOTE	03/15/2016	9,915,625.00	1.000	09/30/2019	10,000,000.00	1.244	395
3136G4CZ4	228181	1010	FNMA DEBENTURE 1.150 9-30	09/30/2016	10,000,000.00	1.150	09/30/2019	10,000,000.00	1.150	395
3130A6HC4	224228	1010	FHLB DEBENTURE	10/02/2015	10,000,000.00	1.450	10/02/2019	10,000,000.00	1.450	397
713448DJ4	233315	1030	PEP 1.35 10-04-19	08/11/2017	1,991,200.00	1.350	10/04/2019	2,000,000.00	1.559	399
3133EGJY2	227255	1010	FFCB DEBENTURE 1.140 10-07	07/08/2016	14,991,450.00	1.140	10/07/2019	15,000,000.00	1.158	402
313586RC5	3448	2000	FNMA STRIP	08/12/1996	290,220.00	.000	10/09/2019	1,500,000.00	7.220	404
313586RC5	104952	2000	FNMA STRIP	04/30/1999	713,225.00	.000	10/09/2019	2,500,000.00	6.231	404
3134G3P53	225530	1010	FHLMC MEDIUM TERM NOTE	02/22/2016	10,809,750.00	2.000	10/09/2019	10,500,000.00	1.168	404
912828T59	228562	1020	US TREASURY NOTE 1.000 10-	11/09/2016	10,004,687.50	1.000	10/15/2019	10,000,000.00	.984	410
EC1800555	234030	3030	MICHAEL BEZOLD	10/16/2017	93,740.00	1.000	10/16/2019	93,740.00	1.000	411
EC1800548	234031	3030	HELEN O CONNOR	10/16/2017	59,950.00	1.000	10/16/2019	59,950.00	1.000	411
EC1800522	234032	3030	JOHN WOODIN	10/16/2017	81,750.00	1.000	10/16/2019	81,750.00	1.000	411
EC1800530	234033	3030	NATHAN ZWILLING	10/16/2017	196,000.00	1.000	10/16/2019	196,000.00	1.000	411
EC1800514	234034	3030	DANIEL COTTRELL	10/16/2017	229,425.00	1.000	10/16/2019	229,425.00	1.000	411
EC1800506	234035	3030	BARRY MCDONALD	10/16/2017	331,800.00	1.000	10/16/2019	331,800.00	1.000	411
EC1800498	234036	3030	DUANE-LORETTA DALLMAN	10/16/2017	175,007.00	1.000	10/16/2019	175,007.00	1.000	411
EC1800480	234037	3030	BRIAN LIPOWSKI	10/16/2017	350,000.00	1.000	10/16/2019	350,000.00	1.000	411
EC1800563	234056	3030	CAROL MERCER	10/17/2017	100,000.00	1.000	10/16/2019	100,000.00	1.000	411
EC1800571	234057	3030	LINDA PHILLIPS	10/17/2017	63,475.00	1.000	10/16/2019	63,475.00	1.000	411
89236TDH5	228506	1030	TOYOTA MOTOR CRE 1.550 10	11/04/2016	9,630,197.20	1.550	10/18/2019	9,620,000.00	1.513	413
LD1800076	234075	3050	FRAZIE WEALTH MANAGEMEN	10/18/2017	224,000.00	1.000	10/18/2019	224,000.00	1.000	413
EC1800589	234090	3030	ALLEN AND LISA PEEPLES	10/19/2017	260,879.36	1.000	10/18/2019	260,879.36	1.000	413
EC1800597	234091	3030	JAMES R. MILLS	10/19/2017	274,735.51	1.000	10/18/2019	274,735.51	1.000	413
89236TDH5	235826	1030	TOYOTA 1.55 10-18-19 MTN	04/09/2018	2,952,180.00	1.550	10/18/2019	3,000,000.00	2.623	413
48127HAA7	222866	1030	JP MORGAN CHASE & CO	06/08/2015	4,963,350.00	2.200	10/22/2019	5,000,000.00	2.377	417
48127HAA7	235626	1030	JPM 2.2 10-22-19	03/15/2018	3,969,880.00	2.200	10/22/2019	4,000,000.00	2.682	417
LD1800084	234181	3050	CARDEN DOOR COMPANY	10/24/2017	197,368.08	1.000	10/24/2019	197,368.08	1.000	419
3130A7QP3	226037	1010	FHLB DEBENTURE 1.350 10-25	04/25/2016	4,997,850.00	1.350	10/25/2019	5,000,000.00	1.363	420
EC1800605	234221	3030	SHERRI RAMEY	10/25/2017	14,756.55	1.000	10/25/2019	14,756.55	1.000	420
EC1800613	234222	3030	JASON SMITH	10/25/2017	68,400.00	1.000	10/25/2019	68,400.00	1.000	420
3134G8YF0	226073	1010	FHLMC MEDIUM TER 1.200 10	04/28/2016	10,694,650.00	1.200	10/28/2019	10,700,000.00	1.215	423
3135G0J95	226557	1010	FNMA DEBENTURE 1.350 10-2	04/28/2016	4,989,500.00	1.350	10/28/2019	5,000,000.00	1.412	423
LD1800092	234247	3050	EASTLAND CRANE SERVICE IN	10/30/2017	85,390.83	1.000	10/30/2019	85,390.83	1.000	425



Run Date: 9/4/2018 1:27:29 PM

Investments Outstanding As Of Date: 8/31/2018

INVENTORY BY MATURITY REPORT

CUSIP	Investment #	Fund	Issuer	Purchase Date	Current Book	Current Rate	Maturity Date	Current Par	YTM	Days to Maturity
912828TV2	222616	1020	US TREASURY NOTE	05/19/2015	14,896,875.00	1.250	10/31/2019	15,000,000.00	1.410	426
88059EHC1	178665	2000	TVA STRIP	10/30/2006	184,487.23	.000	11/01/2019	367,000.00	5.359	427
LD1800100	234263	3050	A-DISPLAY SERVICE CORP	11/01/2017	37,218.14	1.000	11/01/2019	37,218.14	1.000	427
LD1800118	234291	3050	OHIO TILE AND MARBLE CO	11/06/2017	142,920.07	1.000	11/06/2019	142,920.07	1.000	432
LD1800126	234329	3050	FLEMING WISE SCHERER ORT	11/09/2017	190,909.33	1.000	11/08/2019	190,909.33	1.000	434
EC1800621	234346	3030	PATRICK OBRIEN	11/13/2017	100,000.00	1.000	11/13/2019	100,000.00	1.000	439
EC1800639	234347	3030	CHARLES KINSMAN	11/13/2017	184,425.00	1.000	11/13/2019	184,425.00	1.000	439
EC1800647	234348	3030	JEFFREY FRENCH	11/13/2017	28,388.00	1.000	11/13/2019	28,388.00	1.000	439
EC1800654	234349	3030	WITMER SYMMONDS	11/13/2017	162,400.00	1.000	11/13/2019	162,400.00	1.000	439
EC1800662	234350	3030	DANNY CARNAHAN	11/13/2017	177,941.40	1.000	11/13/2019	177,941.40	1.000	439
EC1800670	234351	3030	DOUGLAS WEARLY	11/13/2017	98,400.00	1.000	11/13/2019	98,400.00	1.000	439
EC1800688	234352	3030	NATHAN ATTERHOLT	11/13/2017	193,760.00	1.000	11/13/2019	193,760.00	1.000	439
31358C7S9	178663	2000	FNMA STRIP	10/30/2006	330,760.08	.000	11/15/2019	651,000.00	5.259	441
912833KX7	179293	2000	US TREASURY STRIP	12/18/2006	136,157.50	.000	11/15/2019	250,000.00	4.763	441
912833KX7	183729	2000	US TREASURY STRIP	12/05/2007	29,705.00	.000	11/15/2019	50,000.00	4.407	441
912833KX7	183936	2000	US TREASURY STRIP	12/19/2007	57,381.00	.000	11/15/2019	100,000.00	4.720	441
912833KX7	184226	2000	US TREASURY STRIP	01/10/2008	90,180.00	.000	11/15/2019	150,000.00	4.342	441
912833KX7	189213	2000	US TREASURY STRIP	11/21/2008	61,536.00	.000	11/15/2019	100,000.00	4.470	441
912833KX7	189259	2000	US TREASURY STRIP	11/21/2008	3,250.00	.000	11/15/2019	5,000.00	3.961	441
912833KX7	189958	2000	US TREASURY STRIP	01/12/2009	173,470.00	.000	11/15/2019	250,000.00	3.400	441
912833KX7	190246	2000	US TREASURY STRIP	02/04/2009	66,689.00	.000	11/15/2019	100,000.00	3.795	441
912833KX7	194192	2000	US TREASURY STRIP	11/24/2009	69,172.00	.000	11/15/2019	100,000.00	3.729	441
912833KX7	194725	2000	US TREASURY STRIP	01/28/2010	34,246.00	.000	11/15/2019	50,000.00	3.901	441
912833KX7	201928	2000	US TREASURY STRIP	11/17/2010	39,563.00	.000	11/15/2019	50,000.00	2.620	441
912833KX7	202146	2000	US TREASURY STRIP	11/24/2010	38,902.00	.000	11/15/2019	50,000.00	2.816	441
912833KX7	203386	2000	US TREASURY STRIP	01/31/2011	74,675.00	.000	11/15/2019	100,000.00	3.351	441
912833KX7	212187	2000	US TREASURY STRIP	11/30/2012	138,811.50	.000	11/15/2019	150,000.00	1.117	441
912833KX7	212318	2000	US TREASURY STRIP	12/13/2012	325,209.50	.000	11/15/2019	350,000.00	1.064	441
912833KX7	212647	2000	US TREASURY STRIP	01/17/2013	45,951.00	.000	11/15/2019	50,000.00	1.241	441
912833KX7	216067	2000	US TREASURY STRIP	11/21/2013	45,090.00	.000	11/15/2019	50,000.00	1.735	441
912833KX7	216412	2000	US TREASURY STRIP	01/09/2014	88,752.00	.000	11/15/2019	100,000.00	2.051	441
912833KX7	219689	2000	US TREASURY STRIP	11/20/2014	229,625.00	.000	11/15/2019	250,000.00	1.712	441
912833KX7	220242	2000	US TREASURY STRIP	01/09/2015	46,617.50	.000	11/15/2019	50,000.00	1.450	441



Run Date: 9/4/2018 1:27:29 PM

Investments Outstanding As Of Date: 8/31/2018

INVENTORY BY MATURITY REPORT

CUSIP	Investment #	Fund	Issuer	Purchase Date	Current Book	Current Rate	Maturity Date	Current Par	YTM	Days to Maturity
912833KX7	220344	2000	US TREASURY STRIP	01/20/2015	93,671.00	.000	11/15/2019	100,000.00	1.362	441
912833KX7	220430	2000	US TREASURY STRIP	01/26/2015	94,103.00	.000	11/15/2019	100,000.00	1.270	441
912833KX7	220451	2000	US TREASURY STRIP	01/26/2015	46,983.00	.000	11/15/2019	50,000.00	1.301	441
912833KX7	220470	2000	US TREASURY STRIP	01/26/2015	37,612.40	.000	11/15/2019	40,000.00	1.286	441
912833KX7	220499	2000	US TREASURY STRIP	01/27/2015	234,592.50	.000	11/15/2019	250,000.00	1.330	441
912833KX7	220603	2000	US TREASURY STRIP	01/29/2015	233,925.00	.000	11/15/2019	250,000.00	1.391	441
166764AN0	223851	1030	CHEVRON CORP	08/28/2015	8,408,595.63	2.193	11/15/2019	8,319,000.00	1.925	441
912833KX7	225018	2000	USTREASURYSTRIP	12/24/2015	235,415.00	.000	11/15/2019	250,000.00	1.550	441
912833KX7	225339	2000	USTREASURYSTRIP	02/04/2016	95,443.00	.000	11/15/2019	100,000.00	1.239	441
912833KX7	228568	2000	US TREASURY STRI ZERO-% 1	11/14/2016	17,442.72	.000	11/15/2019	18,000.00	1.050	441
912833KX7	229099	2000	S O 11-15-19	01/12/2017	19,185.20	.000	11/15/2019	20,000.00	1.470	441
912833KX7	229100	2000	S O 11-15-19	01/12/2017	19,185.20	.000	11/15/2019	20,000.00	1.470	441
912833KX7	229268	2000	S O 11-15-19	01/26/2017	240,152.50	.000	11/15/2019	250,000.00	1.440	441
912833KX7	229394	2000	S O 11-15-19	02/02/2017	38,413.60	.000	11/15/2019	40,000.00	1.460	441
912833KX7	234354	2000	S O 11-15-19	11/16/2017	96,791.00	.000	11/15/2019	100,000.00	1.640	441
LD1800134	234397	3050	MCFEELY LAWN CARE LLC	11/16/2017	18,753.40	1.000	11/15/2019	18,753.40	1.000	441
EC1800753	234398	3030	MARY HUTTEN	11/16/2017	104,362.95	1.000	11/15/2019	104,362.95	1.000	441
EC1800746	234399	3030	STEVEN ANDERSON	11/16/2017	202,125.00	1.000	11/15/2019	202,125.00	1.000	441
EC1800738	234400	3030	SHRIJAY DALAL	11/16/2017	105,125.00	1.000	11/15/2019	105,125.00	1.000	441
EC1800720	234401	3030	BRIAN FRANK	11/16/2017	141,420.00	1.000	11/15/2019	141,420.00	1.000	441
EC1800704	234402	3030	RONALD DOZIER	11/16/2017	120,095.00	1.000	11/15/2019	120,095.00	1.000	441
EC1800712	234403	3030	LINDA JULA	11/16/2017	140,065.00	1.000	11/15/2019	140,065.00	1.000	441
EC1800696	234404	3030	WHITNEY BEATTY	11/16/2017	88,750.00	1.000	11/15/2019	88,750.00	1.000	441
912833KX7	234927	2000	S O 11-15-19	01/25/2018	38,589.60	.000	11/15/2019	40,000.00	2.000	441
912833KX7	235052	2000	S O 11-15-19	02/02/2018	38,586.00	.000	11/15/2019	40,000.00	2.030	441
LD1800142	234418	3050	WALTZ ENTERPRISES LLC	11/20/2017	221,028.92	1.000	11/20/2019	221,028.92	1.000	446
EC1800761	234419	3030	TODD CUNNINGHAM	11/20/2017	238,700.00	1.000	11/20/2019	238,700.00	1.000	446
EC1800779	234420	3030	TRACY REDDING	11/20/2017	188,356.00	1.000	11/20/2019	188,356.00	1.000	446
EC1800787	234421	3030	JONATHAN DARA SHADE	11/20/2017	69,500.00	1.000	11/20/2019	69,500.00	1.000	446
EC1800795	234422	3030	MICHEAL SPARKS	11/20/2017	31,175.00	1.000	11/20/2019	31,175.00	1.000	446
EC1800803	234423	3030	RYAN WILHELM	11/20/2017	85,198.20	1.000	11/20/2019	85,198.20	1.000	446
LD1800159	234444	3050	SMITTYS CUSTOM AUTOMOTI	11/22/2017	290,000.00	1.000	11/22/2019	290,000.00	1.000	448
3136G2YA9	225431	1010	FNMA DEBENTURE	02/26/2016	10,000,000.00	1.400	11/26/2019	10,000,000.00	1.400	452



Run Date: 9/4/2018 1:27:29 PM

Investments Outstanding As Of Date: 8/31/2018

INVENTORY BY MATURITY REPORT

CUSIP	Investment #	Fund	Issuer	Purchase Date	Current Book	Current Rate	Maturity Date	Current Par	YTM	Days to Maturity
LD1800167	234464	3050	MITCHELL INVST INC DBA PAI	11/27/2017	363,228.10	1.000	11/27/2019	363,228.10	1.000	453
313400BV4	104953	2000	FHLMC STRIP	04/30/1999	762,469.40	.000	11/29/2019	2,695,000.00	6.230	455
313400BV4	178664	2000	FHLMC STRIP	10/30/2006	863,605.44	.000	11/29/2019	1,707,000.00	5.277	455
912828UB4	228234	1020	US TREASURY NOTE 1.000 11-	10/06/2016	15,006,445.31	1.000	11/30/2019	15,000,000.00	.986	456
3134A1HU7	93767	2000	FHLMC STRIP	01/13/1999	1,438,965.00	.000	12/02/2019	5,100,000.00	6.151	458
3134A1HU7	108426	2000	FHLMC STRIP	06/21/1999	258,860.00	.000	12/02/2019	1,000,000.00	6.720	458
3133EFRM1	224831	1010	FFCB DEBENTURE	12/02/2015	10,000,000.00	1.640	12/02/2019	10,000,000.00	1.640	458
478160BM5	223037	1030	JOHNSON & JOHNSON	06/22/2015	11,647,437.00	1.875	12/05/2019	11,650,000.00	1.880	461
LD1800175	234507	3050	MEGA PLASTICS CO	12/05/2017	147,860.92	1.000	12/05/2019	147,860.92	1.000	461
LD1800183	234521	3050	TOMATKI INC DBA IGA	12/06/2017	400,000.00	1.000	12/06/2019	400,000.00	1.000	462
36962G6P4	230173	1030	GE 2.1 12-11-19	04/03/2017	3,019,590.00	2.100	12/11/2019	3,000,000.00	1.850	467
EC1800886	234556	3030	NATHAN HAUKE	12/12/2017	77,607.35	1.000	12/12/2019	77,607.35	1.000	468
EC1800878	234557	3030	DOUGLAS MINK	12/12/2017	175,315.00	1.000	12/12/2019	175,315.00	1.000	468
EC1800860	234558	3030	KEVIN RAMIREZ	12/12/2017	85,500.00	1.000	12/12/2019	85,500.00	1.000	468
EC1800852	234559	3030	MARK FOSTER	12/12/2017	287,000.00	1.000	12/12/2019	287,000.00	1.000	468
EC1800845	234560	3030	TRAVIS FLING	12/12/2017	350,000.00	1.000	12/12/2019	350,000.00	1.000	468
EC1800837	234561	3030	DANIEL CHERAMIE	12/12/2017	120,000.00	1.000	12/12/2019	120,000.00	1.000	468
EC1800829	234562	3030	LESLIE BEYER HERMSEN	12/12/2017	341,005.00	1.000	12/12/2019	341,005.00	1.000	468
EC1800811	234563	3030	WILLIAM NEIDER	12/12/2017	105,000.00	1.000	12/12/2019	105,000.00	1.000	468
LD1800191	234568	3050	RAMCO ELECTRIC MOTORS	12/13/2017	400,000.00	1.000	12/13/2019	400,000.00	1.000	469
EC1800969	234576	3030	HOWARD ALLEN	12/14/2017	75,000.00	1.000	12/13/2019	75,000.00	1.000	469
EC1800944	234577	3030	EDWARD MOSER	12/14/2017	267,197.00	1.000	12/13/2019	267,197.00	1.000	469
EC1800951	234578	3030	LISA MIDDGAUGH TRAUD	12/14/2017	104,610.00	1.000	12/13/2019	104,610.00	1.000	469
EC1800936	234579	3030	MERYDETH TIPTON	12/14/2017	105,585.00	1.000	12/13/2019	105,585.00	1.000	469
EC1800910	234580	3030	CRAIG STRAUB	12/14/2017	50,000.00	1.000	12/13/2019	50,000.00	1.000	469
EC1800902	234581	3030	RONALD GARLAND	12/14/2017	350,000.00	1.000	12/13/2019	350,000.00	1.000	469
EC1800894	234582	3030	GARY DECKARD	12/14/2017	93,210.00	1.000	12/13/2019	93,210.00	1.000	469
EC1800928	234583	3030	JOHN AND NORTON ROBERTS	12/14/2017	196,511.00	1.000	12/13/2019	196,511.00	1.000	469
912828U73	228946	1020	T 1 3-8 12-15-19	12/22/2016	9,951,562.50	1.375	12/15/2019	10,000,000.00	1.542	471
LD1800209	234602	3050	ALLEN MILLER BUILDER	12/18/2017	223,094.41	1.000	12/18/2019	223,094.41	1.000	474
3133EEM49	222730	1010	FFCB DEBENTURE	05/27/2015	10,024,600.00	1.600	12/20/2019	10,000,000.00	1.544	476
LD1800217	234666	3050	A J MECHANICAL SERVICES IN	12/26/2017	72,816.32	1.250	12/26/2019	72,816.32	1.250	482
3136G3WU5	227157	1010	FNMA DEBENTURE 1.150 12-3	06/30/2016	6,750,000.00	1.150	12/30/2019	6,750,000.00	1.150	486



Run Date: 9/4/2018 1:27:29 PM

Investments Outstanding As Of Date: 8/31/2018

INVENTORY BY MATURITY REPORT

CUSIP	Investment #	Fund	Issuer	Purchase Date	Current Book	Current Rate	Maturity Date	Current Par	YTM	Days to Maturity
3136G4BE2	228054	1010	FNMA DEBENTURE 1.300 12-3	09/30/2016	15,000,000.00	1.300	12/30/2019	15,000,000.00	1.300	486
912828G95	220370	1020	US TREASURY NOTE	01/15/2015	40,656,250.00	1.625	12/31/2019	40,000,000.00	1.282	487
912828UF5	226533	1020	US TREASURY NOTE 1.125 12-	04/25/2016	9,990,625.00	1.125	12/31/2019	10,000,000.00	1.151	487
LD1800225	234725	3050	ENERGY POWER SERVICES	01/03/2018	400,000.00	1.250	01/03/2020	400,000.00	1.250	490
LD1800233	234778	3050	SHULTZ TRANSPORT INC	01/08/2018	144,000.00	1.250	01/08/2020	144,000.00	1.250	495
3136G3JJ5	225982	1010	FNMA DEBENTURE	04/14/2016	15,000,000.00	1.360	01/14/2020	15,000,000.00	1.360	501
31359YCF2	147427	2000	FNMA STRIP	03/07/2001	351,302.40	.000	01/15/2020	1,140,000.00	6.340	502
76116EFV7	165708	2000	REF CORP STRIP	04/26/2004	129,620.04	.000	01/15/2020	316,000.00	5.750	502
31359YCF2	173955	2000	FNMA STRIP	12/13/2005	151,508.14	.000	01/15/2020	314,000.00	5.240	502
88059EMW1	178655	2000	TVA STRIP	10/27/2006	3,047,060.40	.000	01/15/2020	6,099,000.00	5.320	502
76116EFV7	179699	2000	REF CORP STRIP	01/31/2007	76,833.00	.000	01/15/2020	150,000.00	5.231	502
912828V31	229213	1020	T 1 3-8 01-15-20	01/20/2017	19,914,062.50	1.375	01/15/2020	20,000,000.00	1.523	502
LD1800241	234828	3050	BOBCAT OF LIMA INC	01/16/2018	400,000.00	1.250	01/16/2020	400,000.00	1.250	503
3135G0A78	225329	1010	FNMA DEBENTURE	02/02/2016	20,261,600.00	1.625	01/21/2020	20,000,000.00	1.286	508
EC1801074	234914	3030	KENNETH HESS	01/22/2018	93,970.00	1.250	01/22/2020	93,970.00	1.250	509
EC1801066	234915	3030	VALERIE AND MICHAEL BEERB	01/22/2018	200,000.00	1.250	01/22/2020	200,000.00	1.250	509
EC1801041	234916	3030	STEVEN & CYNTHIA FRASER	01/22/2018	75,000.00	1.250	01/22/2020	75,000.00	1.250	509
EC1801058	234917	3030	MICHAEL DABBELT	01/22/2018	167,500.00	1.250	01/22/2020	167,500.00	1.250	509
EC1801033	234918	3030	TERRY LUANN BROWN	01/22/2018	71,750.00	1.250	01/22/2020	71,750.00	1.250	509
EC1801017	234919	3030	ALAN ACKROYD	01/22/2018	210,000.00	1.250	01/22/2020	210,000.00	1.250	509
EC1801025	234920	3030	MICHAEL WADKOWSKI	01/22/2018	70,000.00	1.250	01/22/2020	70,000.00	1.250	509
EC1801009	234921	3030	PHILIP LEPPLA	01/22/2018	113,055.00	1.250	01/22/2020	113,055.00	1.250	509
EC1800993	234922	3030	MEENAL SHARKEY	01/22/2018	252,000.00	1.250	01/22/2020	252,000.00	1.250	509
EC1800985	234923	3030	ROBIN THORNBURG	01/22/2018	96,875.00	1.250	01/22/2020	96,875.00	1.250	509
EC1800977	234924	3030	ANDREW DEMAINE	01/22/2018	108,750.00	1.250	01/22/2020	108,750.00	1.250	509
LD1800258	235033	3050	CLARKS GROCERY INC	01/26/2018	175,536.00	1.250	01/24/2020	175,536.00	1.250	511
LD1800266	235034	3050	ADVANCED BUILDING RESTOR	01/26/2018	32,400.00	1.250	01/24/2020	32,400.00	1.250	511
3136G2D20	220533	1010	FNMA DEBENTURE	01/30/2015	24,950,000.00	1.600	01/30/2020	25,000,000.00	1.642	517
912828H52	220722	1020	US TREASURY NOTE	02/03/2015	10,021,875.00	1.250	01/31/2020	10,000,000.00	1.205	518
912828H52	220739	1020	US TREASURY NOTE	02/04/2015	10,001,562.50	1.250	01/31/2020	10,000,000.00	1.247	518
RE1800037	235097	3040	ALPHA GROCERY COMPANY LL	02/01/2018	363,591.94	1.250	01/31/2020	363,591.94	1.250	518
LD1800274	235114	3050	H&H MACHINE SHOP OF RAVE	02/02/2018	283,360.00	1.250	01/31/2020	283,360.00	1.250	518
46513XL24	234994	1010	ISRAEL BOND 2-1-2020	02/01/2018	12,800,000.00	2.570	02/01/2020	12,800,000.00	2.570	519



Run Date: 9/4/2018 1:27:29 PM

Investments Outstanding As Of Date: 8/31/2018

INVENTORY BY MATURITY REPORT

CUSIP	Investment #	Fund	Issuer	Purchase Date	Current Book	Current Rate	Maturity Date	Current Par	YTM	Days to Maturity
46513X5R7	234995	1010	ISRAEL FLOATER 2-1-2020	02/01/2018	10,000,000.00	2.175	02/01/2020	10,000,000.00	2.175	519
EC1801082	235125	3030	RYAN LEEPER	02/05/2018	104,340.00	1.250	02/05/2020	104,340.00	1.250	523
LD1800282	235174	3050	TRIBUTE CONTRACTING &CO	02/09/2018	61,776.00	1.250	02/07/2020	61,776.00	1.250	525
693476BJ1	227793	1030	PNC BANK NA 5.125 2-08-2	08/22/2016	5,586,950.00	5.125	02/08/2020	5,000,000.00	1.623	526
58933YAS4	223546	1030	MERCK & CO INC	07/31/2015	6,969,690.00	1.850	02/10/2020	7,000,000.00	1.950	528
594918AY0	223430	1030	MICROSOFT CORP	07/24/2015	3,779,844.26	1.850	02/12/2020	3,782,000.00	1.863	530
594918AY0	227428	1030	MICROSOFT CORP 1.850 2-12-	07/25/2016	5,634,648.80	1.850	02/12/2020	5,522,000.00	1.260	530
594918AY0	227429	1030	MICROSOFT CORP 1.850 2-12-	07/25/2016	5,103,100.00	1.850	02/12/2020	5,000,000.00	1.254	530
EC1801140	235187	3030	JON VINCENT	02/12/2018	150,000.00	1.250	02/12/2020	150,000.00	1.250	530
EC1801132	235188	3030	ARLENE BAILEY-ENFIO	02/12/2018	35,375.00	1.250	02/12/2020	35,375.00	1.250	530
EC1801124	235189	3030	JOHN MEEK	02/12/2018	196,280.00	1.250	02/12/2020	196,280.00	1.250	530
EC1801116	235190	3030	BARBARA SLAVINSKI	02/12/2018	175,847.00	1.250	02/12/2020	175,847.00	1.250	530
EC1801108	235191	3030	WHITNEY BRANDHORST	02/12/2018	105,000.00	1.250	02/12/2020	105,000.00	1.250	530
EC1801090	235192	3030	NICOLE CEPIN	02/12/2018	106,800.00	1.250	02/12/2020	106,800.00	1.250	530
LD1800290	235276	3050	TAWA TREE MULCH DIVISION	02/16/2018	250,000.00	1.250	02/14/2020	250,000.00	1.250	532
LD1800308	235277	3050	TAWA TRUCKING LLC	02/16/2018	150,000.00	1.250	02/14/2020	150,000.00	1.250	532
912833KY5	180367	2000	US TREASURY STRIP	04/03/2007	26,782.00	.000	02/15/2020	50,000.00	4.910	533
912833KY5	180519	2000	US TREASURY STRIP	04/12/2007	52,828.00	.000	02/15/2020	100,000.00	5.030	533
912833KY5	180735	2000	US TREASURY STRIP	04/30/2007	53,960.00	.000	02/15/2020	100,000.00	4.880	533
912833KY5	184837	2000	US TREASURY STRIP	02/28/2008	5,871.79	.000	02/15/2020	10,000.00	4.500	533
912833KY5	185227	2000	US TREASURY STRIP	03/27/2008	6,090.00	.000	02/15/2020	10,000.00	4.216	533
912833KY5	185270	2000	US TREASURY STRIP	03/28/2008	30,227.00	.000	02/15/2020	50,000.00	4.280	533
912833KY5	185596	2000	US TREASURY STRIP	04/16/2008	30,753.50	.000	02/15/2020	50,000.00	4.150	533
912833KY5	185615	2000	US TREASURY STRIP	04/16/2008	6,132.00	.000	02/15/2020	10,000.00	4.176	533
912833KY5	185882	2000	US TREASURY STRIP	04/28/2008	14,838.75	.000	02/15/2020	25,000.00	4.470	533
912833KY5	190596	2000	US TREASURY STRIP	02/27/2009	33,416.00	.000	02/15/2020	50,000.00	3.709	533
912833KY5	190827	2000	US TREASURY STRIP	03/20/2009	33,250.00	.000	02/15/2020	50,000.00	3.775	533
912833KY5	190953	2000	US TREASURY STRIP	03/30/2009	68,408.00	.000	02/15/2020	100,000.00	3.520	533
912833KY5	191119	2000	US TREASURY STRIP	04/13/2009	3,500.00	.000	02/15/2020	5,000.00	3.317	533
912833KY5	191206	2000	US TREASURY STRIP	04/16/2009	33,907.50	.000	02/15/2020	50,000.00	3.617	533
912833KY5	191857	2000	US TREASURY STRIP	04/24/2009	34,140.00	.000	02/15/2020	50,000.00	3.560	533
912833KY5	194854	2000	US TREASURY STRIP	02/08/2010	66,917.00	.000	02/15/2020	100,000.00	4.050	533
912833KY5	195180	2000	US TREASURY STRIP	03/03/2010	33,727.00	.000	02/15/2020	50,000.00	3.994	533



Run Date: 9/4/2018 1:27:29 PM

Investments Outstanding As Of Date: 8/31/2018

INVENTORY BY MATURITY REPORT

CUSIP	Investment #	Fund	Issuer	Purchase Date	Current Book	Current Rate	Maturity Date	Current Par	YTM	Days to Maturity
912833KY5	195387	2000	US TREASURY STRIP	03/12/2010	67,152.00	.000	02/15/2020	100,000.00	4.050	533
912833KY5	195856	2000	US TREASURY STRIP	04/08/2010	33,037.00	.000	02/15/2020	50,000.00	4.249	533
912833KY5	196881	2000	US TREASURY STRIP	04/30/2010	33,954.50	.000	02/15/2020	50,000.00	3.990	533
912833KY5	203855	2000	US TREASURY STRIP	02/28/2011	36,599.00	.000	02/15/2020	50,000.00	3.511	533
912833KY5	204502	2000	US TREASURY STRIP	04/12/2011	73,094.00	.000	02/15/2020	100,000.00	3.575	533
912833KY5	205415	2000	US TREASURY STRIP	05/05/2011	75,074.00	.000	02/15/2020	100,000.00	3.291	533
912833KY5	208698	2000	US TREASURY STRIP	02/16/2012	43,860.00	.000	02/15/2020	50,000.00	1.645	533
912833KY5	208869	2000	US TREASURY STRIP	03/05/2012	87,726.00	.000	02/15/2020	100,000.00	1.654	533
912833KY5	209008	2000	US TREASURY STRIP	03/19/2012	42,684.50	.000	02/15/2020	50,000.00	2.010	533
912833KY5	209133	2000	US TREASURY STRIP	04/05/2012	43,143.00	.000	02/15/2020	50,000.00	1.885	533
912833KY5	209925	2000	US TREASURY STRIP	04/30/2012	43,881.00	.000	02/15/2020	50,000.00	1.682	533
912833KY5	213282	2000	US TREASURY STRIP	03/25/2013	45,726.50	.000	02/15/2020	50,000.00	1.300	533
912833KY5	213357	2000	US TREASURY STRIP	03/28/2013	91,619.00	.000	02/15/2020	100,000.00	1.275	533
912833KY5	213434	2000	US TREASURY STRIP	04/04/2013	46,100.00	.000	02/15/2020	50,000.00	1.186	533
912833KY5	213501	2000	US TREASURY STRIP	04/12/2013	92,646.00	.000	02/15/2020	100,000.00	1.119	533
912833KY5	214252	2000	US TREASURY STRIP	05/02/2013	92,948.00	.000	02/15/2020	100,000.00	1.080	533
912833KY5	216907	2000	US TREASURY STRIP	03/21/2014	223,320.00	.000	02/15/2020	250,000.00	1.920	533
912833KY5	220872	2000	US TREASURY STRIP	02/13/2015	37,034.40	.000	02/15/2020	40,000.00	1.545	533
912833KY5	222345	2000	US TREASURY STRIP	04/30/2015	37,474.00	.000	02/15/2020	40,000.00	1.365	533
912833KY5	225725	2000	USTREASURYSTRIP	03/17/2016	37,922.80	.000	02/15/2020	40,000.00	1.367	533
912833KY5	225754	2000	USTREASURYSTRIP	03/17/2016	17,293.33	.000	02/15/2020	18,250.00	1.380	533
912833KY5	229648	2000	S 0 02-15-20	02/24/2017	49,694.84	.000	02/15/2020	52,000.00	1.530	533
912833KY5	230014	2000	S 0 02-15-20	03/24/2017	382,268.00	.000	02/15/2020	400,000.00	1.571	533
912833KY5	230128	2000	S 0 02-15-20	03/30/2017	239,382.50	.000	02/15/2020	250,000.00	1.512	533
912833KY5	230232	2000	S 0 02-15-20	04/06/2017	47,988.50	.000	02/15/2020	50,000.00	1.440	533
912833KY5	230350	2000	S 0 02-15-20	04/17/2017	38,429.20	.000	02/15/2020	40,000.00	1.420	533
912833KY5	230985	2000	S 0 02-15-20	04/28/2017	240,217.50	.000	02/15/2020	250,000.00	1.430	533
912833KY5	235194	2000	S 0 02-15-20	02/15/2018	38,378.40	.000	02/15/2020	40,000.00	2.080	533
912833KY5	235363	2000	S 0 02-15-20	03/01/2018	38,327.20	.000	02/15/2020	40,000.00	2.190	533
912833KY5	235389	2000	S 0 02-15-20	03/01/2018	38,315.20	.000	02/15/2020	40,000.00	2.206	533
912833KY5	235448	2000	S 0 02-15-20	03/05/2018	191,460.00	.000	02/15/2020	200,000.00	2.250	533
912833KY5	235521	2000	S 0 02-15-20	03/08/2018	38,338.40	.000	02/15/2020	40,000.00	2.197	533
912833KY5	236303	2000	S 0 02-15-20	04/26/2018	38,285.20	.000	02/15/2020	40,000.00	2.440	533



Run Date: 9/4/2018 1:27:29 PM

Investments Outstanding As Of Date: 8/31/2018

INVENTORY BY MATURITY REPORT

CUSIP	Investment #	Fund	Issuer	Purchase Date	Current Book	Current Rate	Maturity Date	Current Par	YTM	Days to Maturity
3133EFZT7	225430	1010	FFCB DEBENTURE	02/24/2016	10,000,000.00	1.400	02/24/2020	10,000,000.00	1.400	542
912828J50	222941	1020	US TREASURY NOTE	06/10/2015	14,780,859.38	1.375	02/29/2020	15,000,000.00	1.698	547
912828UQ1	228667	1020	US TREASURY NOTE 1.250 2-2	11/18/2016	14,945,507.81	1.250	02/29/2020	15,000,000.00	1.363	547
166764AR1	223683	1030	CHEVRON CORP	08/13/2015	4,950,000.00	1.961	03/03/2020	5,000,000.00	2.193	550
LD1800324	235517	3050	CONCRETE CORING CO INC.	03/05/2018	39,108.38	1.250	03/05/2020	39,108.38	1.250	552
LD1800332	235518	3050	INDOOR ENVIRONMENTAL SP	03/05/2018	41,569.77	1.250	03/05/2020	41,569.77	1.250	552
LD1800316	235519	3050	MABAM ENTERPRISES INC.	03/05/2018	400,000.00	1.250	03/05/2020	400,000.00	1.250	552
30231GAG7	223765	1030	EXXON MOBIL CORPORATION	08/20/2015	4,969,300.00	1.912	03/06/2020	5,000,000.00	2.054	553
LD1800340	235557	3050	TAWA LANDSCAPE SUPPLY	03/06/2018	125,000.00	1.250	03/06/2020	125,000.00	1.250	553
LD1800357	235578	3050	QUALITY MASONRY COMPANY	03/07/2018	138,239.00	1.250	03/06/2020	138,239.00	1.250	553
LD1800365	235611	3050	JOES LANDSCAPING BEAVERC	03/09/2018	321,053.12	1.250	03/09/2020	321,053.12	1.250	556
24422ESW0	222732	1030	JOHN DEERE CAPITAL CORP	05/29/2015	10,040,600.00	2.050	03/10/2020	10,000,000.00	1.960	557
LD1800373	235635	3050	VON SOSSAN CONTRACTING I	03/14/2018	400,000.00	1.250	03/13/2020	400,000.00	1.250	560
912828W63	237203	1020	T 1 5-8 03-15-20	06/25/2018	24,617,187.50	1.625	03/15/2020	25,000,000.00	2.538	562
LD1800381	235660	3050	VIVO BROTHERS	03/20/2018	225,655.26	1.250	03/20/2020	225,655.26	1.250	567
LD1800399	235675	3050	CEDAR HILL LEASING	03/21/2018	116,538.13	1.250	03/20/2020	116,538.13	1.250	567
EC1801231	235676	3030	PAMELA FLETCHER	03/21/2018	69,490.00	1.250	03/20/2020	69,490.00	1.250	567
EC1801223	235677	3030	GERALD SZELAGOWSKI SR	03/21/2018	228,578.00	1.250	03/20/2020	228,578.00	1.250	567
EC1801215	235678	3030	GARY AND CONSTANCE BARR	03/21/2018	91,967.70	1.250	03/20/2020	91,967.70	1.250	567
EC1801207	235679	3030	RANDY RUCHOTZKE	03/21/2018	87,470.00	1.250	03/20/2020	87,470.00	1.250	567
EC1801199	235680	3030	CRAIG JONES	03/21/2018	56,275.00	1.250	03/20/2020	56,275.00	1.250	567
EC1801181	235681	3030	MARLIN AND LAURA BOYD	03/21/2018	301,322.00	1.250	03/20/2020	301,322.00	1.250	567
EC1801173	235682	3030	SETH JONES	03/21/2018	175,000.00	1.250	03/20/2020	175,000.00	1.250	567
EC1801165	235683	3030	LEON JOSEPH	03/21/2018	24,200.00	1.250	03/20/2020	24,200.00	1.250	567
EC1801157	235684	3030	WILLIAM AND BEVERLY MITTE	03/21/2018	179,200.00	1.250	03/20/2020	179,200.00	1.250	567
3133EFR25	225793	1010	FFCB DEBENTURE	03/23/2016	9,227,376.00	1.590	03/23/2020	9,220,000.00	1.569	570
3133EFR25	231855	1010	FFCB 1.59 03-23-20	06/26/2017	4,997,950.00	1.590	03/23/2020	5,000,000.00	1.605	570
LD1800407	235776	3050	VANOVER TRUCKING LLC	03/29/2018	62,468.93	1.500	03/27/2020	62,468.93	1.500	574
3134G8RP6	225810	1010	FHLMC MEDIUM TERM NOTE	03/30/2016	6,212,446.00	1.500	03/30/2020	6,205,000.00	1.469	577
3134G8TY5	225877	1010	FHLMC MEDIUM TERM NOTE	03/30/2016	10,000,000.00	1.420	03/30/2020	10,000,000.00	1.420	577
912828J84	222428	1020	US TREASURY NOTE	05/04/2015	9,959,375.00	1.375	03/31/2020	10,000,000.00	1.461	578
912828UV0	226633	1020	US TREASURY NOTE 1.125 3-3	05/02/2016	9,993,750.00	1.125	03/31/2020	10,000,000.00	1.141	578
912828J84	228845	1020	T 1 3-8 03-31-20	12/12/2016	9,967,968.75	1.375	03/31/2020	10,000,000.00	1.475	578



Run Date: 9/4/2018 1:27:29 PM

Investments Outstanding As Of Date: 8/31/2018

INVENTORY BY MATURITY REPORT

CUSIP	Investment #	Fund	Issuer	Purchase Date	Current Book	Current Rate	Maturity Date	Current Par	YTM	Days to Maturity
46513XGF1	230151	1010	ISRAEL BOND	04/03/2017	7,500,000.00	2.860	04/01/2020	7,500,000.00	2.860	579
46513XHFO	230152	1010	ISRAEL FLOATING RATE BOND	04/03/2017	7,500,000.00	2.488	04/01/2020	7,500,000.00	2.488	579
46513XBF6	230153	1010	ISRAEL BOND	04/03/2017	10,000,000.00	2.460	04/01/2020	10,000,000.00	2.460	579
3133EGXN0	228180	1010	FFCB DEBENTURE 1.240 4-06-	10/06/2016	9,998,000.00	1.240	04/06/2020	10,000,000.00	1.246	584
EC1801249	235835	3030	CARL GRANT	04/06/2018	25,000.00	1.500	04/06/2020	25,000.00	1.500	584
LD1800415	235836	3050	BARNES ROCKS LLC	04/06/2018	30,000.00	1.500	04/06/2020	30,000.00	1.500	584
EC1801256	235846	3030	WILLIAM MACEK	04/09/2018	112,760.00	1.500	04/09/2020	112,760.00	1.500	587
LD1800423	235879	3050	D&E MACHINE COMPANY	04/12/2018	32,695.00	1.500	04/10/2020	32,695.00	1.500	588
3133EF2L0	226074	1010	FFCB DEBENTURE 1.400 4-13-	04/20/2016	9,992,000.00	1.400	04/13/2020	10,000,000.00	1.421	591
76116EGT1	179056	2000	REF CORP STRIP	11/28/2006	36,688.40	.000	04/15/2020	70,000.00	4.887	593
3130A8RW5	227410	1010	FHLB DEBENTURE 1.300 4-21-	07/21/2016	8,993,250.00	1.300	04/21/2020	9,000,000.00	1.321	599
3133EGNF8	227686	1010	FFCB DEBENTURE 1.300 4-21-	08/10/2016	10,997,800.00	1.300	04/21/2020	11,000,000.00	1.306	599
RE1800045	236449	3040	CHAPMAN DISTRIB STACK & G	04/24/2018	202,000.00	1.500	04/24/2020	202,000.00	1.500	602
LD1800431	236471	3050	SELECT MACHINE INC.	04/25/2018	150,000.00	1.500	04/24/2020	150,000.00	1.500	602
LD1800449	236500	3050	JUDDS TRANSPORT LLC	04/26/2018	145,000.00	1.500	04/24/2020	145,000.00	1.500	602
EC1801322	236501	3030	MARIAN DEL VECHIO	04/26/2018	312,140.92	1.500	04/24/2020	312,140.92	1.500	602
EC1801314	236502	3030	NICHOLAS WOHLFARTH	04/26/2018	250,000.00	1.500	04/24/2020	250,000.00	1.500	602
EC1801306	236503	3030	MARK AGRICOLA	04/26/2018	322,875.00	1.500	04/24/2020	322,875.00	1.500	602
EC1801298	236504	3030	CAMERON THOMPSON	04/26/2018	350,000.00	1.500	04/24/2020	350,000.00	1.500	602
EC1801280	236505	3030	JEANNETTE DIESMAN	04/26/2018	175,700.00	1.500	04/24/2020	175,700.00	1.500	602
EC1801272	236506	3030	JENNIFER & MATTHEW PLUM	04/26/2018	104,600.00	1.500	04/24/2020	104,600.00	1.500	602
EC1801264	236507	3030	JERRY MCCREERY	04/26/2018	122,956.25	1.500	04/24/2020	122,956.25	1.500	602
3136G2GR2	221724	1010	FNMA DEBENTURE	04/28/2015	10,000,000.00	1.500	04/28/2020	10,000,000.00	1.500	606
912828K58	222389	1020	US TREASURY NOTE	04/30/2015	4,985,546.88	1.375	04/30/2020	5,000,000.00	1.435	608
912828K58	222390	1020	US TREASURY NOTE	04/30/2015	4,993,750.00	1.375	04/30/2020	5,000,000.00	1.401	608
912828VA5	223419	1020	US TREASURY NOTE	07/21/2015	9,742,968.75	1.125	04/30/2020	10,000,000.00	1.687	608
912828VA5	226850	1020	US TREASURY NOTE 1.125 4-3	05/19/2016	9,953,125.00	1.125	04/30/2020	10,000,000.00	1.247	608
713448CS5	227946	1030	PEPSICO INC 1.850 4-30-20	09/08/2016	5,107,197.44	1.850	04/30/2020	5,024,000.00	1.382	608
9128284J6	236701	1020	T 2 3-8 04-30-20	05/04/2018	9,981,250.00	2.375	04/30/2020	10,000,000.00	2.472	608
36962G2T0	222865	1030	GENERAL ELECTRIC CAPITAL	06/08/2015	5,754,900.00	5.550	05/04/2020	5,000,000.00	2.279	612
RE1800052	236722	3040	THE JAMES L GROSS LUMBER	05/07/2018	116,846.00	1.500	05/07/2020	116,846.00	1.500	615
LD1800456	236749	3050	BENEFACOR GROUP	05/09/2018	62,000.00	1.500	05/08/2020	62,000.00	1.500	616
912833KZ2	181166	2000	US TREASURY STRIP	05/31/2007	25,897.50	.000	05/15/2020	50,000.00	5.143	623



Run Date: 9/4/2018 1:27:29 PM

Investments Outstanding As Of Date: 8/31/2018

INVENTORY BY MATURITY REPORT

CUSIP	Investment #	Fund	Issuer	Purchase Date	Current Book	Current Rate	Maturity Date	Current Par	YTM	Days to Maturity
912833KZ2	181414	2000	US TREASURY STRIP	06/26/2007	25,164.00	.000	05/15/2020	50,000.00	5.400	623
912833KZ2	181555	2000	US TREASURY STRIP	07/06/2007	25,600.00	.000	05/15/2020	50,000.00	5.274	623
912833KZ2	181861	2000	US TREASURY STRIP	07/30/2007	52,047.00	.000	05/15/2020	100,000.00	5.170	623
912833KZ2	182551	2000	US TREASURY STRIP	09/25/2007	52,950.00	.000	05/15/2020	100,000.00	5.095	623
912833KZ2	186333	2010	US TREASURY STRIP	05/22/2008	4,403,774.98	.000	05/15/2020	7,538,000.00	4.537	623
912833KZ2	186418	2000	US TREASURY STRIP	05/27/2008	29,458.00	.000	05/15/2020	50,000.00	4.470	623
912833KZ2	186664	2000	US TREASURY STRIP	06/09/2008	14,547.00	.000	05/15/2020	25,000.00	4.590	623
912833KZ2	187227	2000	US TREASURY STRIP	07/11/2008	5,904.40	.000	05/15/2020	10,000.00	4.498	623
912833KZ2	192215	2000	US TREASURY STRIP	05/13/2009	95,820.00	.000	05/15/2020	150,000.00	4.114	623
912833KZ2	193234	2000	US TREASURY STRIP	08/18/2009	31,469.72	.000	05/15/2020	50,000.00	4.357	623
912833KZ2	197099	2000	US TREASURY STRIP	05/11/2010	207,171.79	.000	05/15/2020	306,000.00	3.934	623
912833KZ2	197192	2000	US TREASURY STRIP	05/14/2010	16,931.75	.000	05/15/2020	25,000.00	3.934	623
912833KZ2	198374	2000	US TREASURY STRIP	06/30/2010	36,040.00	.000	05/15/2020	50,000.00	3.343	623
912833KZ2	198700	2000	US TREASURY STRIP	07/13/2010	71,733.00	.000	05/15/2020	100,000.00	3.405	623
912833KZ2	205474	2000	US TREASURY STRIP	05/09/2011	74,378.00	.000	05/15/2020	100,000.00	3.310	623
912833KZ2	206119	2000	US TREASURY STRIP	06/13/2011	76,671.00	.000	05/15/2020	100,000.00	3.000	623
912833KZ2	206335	2000	US TREASURY STRIP	06/23/2011	38,333.00	.000	05/15/2020	50,000.00	3.010	623
912833KZ2	206371	2000	US TREASURY STRIP	06/27/2011	38,303.50	.000	05/15/2020	50,000.00	3.022	623
912833KZ2	210178	2000	US TREASURY STRIP	05/16/2012	44,118.50	.000	05/15/2020	50,000.00	1.571	623
912833KZ2	210393	2000	US TREASURY STRIP	06/06/2012	45,436.50	.000	05/15/2020	50,000.00	1.209	623
912833KZ2	210599	2000	US TREASURY STRIP	06/25/2012	44,824.50	.000	05/15/2020	50,000.00	1.390	623
912833KZ2	214702	2000	US TREASURY STRIP	06/17/2013	44,663.50	.000	05/15/2020	50,000.00	1.640	623
912833KZ2	218182	2000	US TREASURY STRIP	06/26/2014	44,421.50	.000	05/15/2020	50,000.00	2.020	623
912833KZ2	218208	2000	US TREASURY STRIP	06/27/2014	44,369.50	.000	05/15/2020	50,000.00	2.041	623
912833KZ2	218578	2000	US TREASURY STRIP	07/31/2014	44,634.50	.000	05/15/2020	50,000.00	1.970	623
912833KZ2	222622	2000	US TREASURY STRIP	05/21/2015	230,715.00	.000	05/15/2020	250,000.00	1.617	623
459200HM6	224871	1030	IBM CORP	12/07/2015	4,924,250.00	1.625	05/15/2020	5,000,000.00	1.983	623
313382ZC0	225389	1010	FHLB DEBENTURE	02/04/2016	4,997,900.00	1.500	05/15/2020	5,000,000.00	1.510	623
912833KZ2	226885	2000	US TREASURY STRI ZERO-% 5	05/26/2016	113,976.00	.000	05/15/2020	120,000.00	1.302	623
459200HM6	227256	1030	IBM CORP 1.625 5-15-20	07/12/2016	7,114,870.00	1.625	05/15/2020	7,000,000.00	1.187	623
912833KZ2	227311	2000	US TREASURY STRI ZERO-% 5	07/15/2016	48,206.50	.000	05/15/2020	50,000.00	.955	623
912833KZ2	227496	2000	US TREASURY STRI ZERO-% 5	07/29/2016	38,448.40	.000	05/15/2020	40,000.00	1.045	623
912833KZ2	227667	2000	US TREASURY STRI ZERO-% 5	08/12/2016	96,249.00	.000	05/15/2020	100,000.00	1.020	623



Run Date: 9/4/2018 1:27:29 PM

Investments Outstanding As Of Date: 8/31/2018

INVENTORY BY MATURITY REPORT

CUSIP	Investment #	Fund	Issuer	Purchase Date	Current Book	Current Rate	Maturity Date	Current Par	YTM	Days to Maturity
912833KZ2	231302	2000	S O 05-15-20	05/11/2017	38,153.20	.000	05/15/2020	40,000.00	1.576	623
912833KZ2	231582	2000	S O 05-15-20	06/02/2017	38,291.20	.000	05/15/2020	40,000.00	1.485	623
EC1801371	236821	3030	ROBERT-DEBORAHJ FRANKAR	05/17/2018	234,325.00	1.500	05/15/2020	234,325.00	1.500	623
EC1801363	236822	3030	FRANKLIN & SUSAN BROWN	05/17/2018	270,606.00	1.500	05/15/2020	270,606.00	1.500	623
EC1801355	236823	3030	TED KIENZLE	05/17/2018	55,797.16	1.500	05/15/2020	55,797.16	1.500	623
EC1801348	236824	3030	THOMAS HANLEY	05/17/2018	239,040.00	1.500	05/15/2020	239,040.00	1.500	623
EC1801330	236825	3030	BAHRAM AND JODIE MIRFEND	05/17/2018	151,749.80	1.500	05/15/2020	151,749.80	1.500	623
912833KZ2	237029	2000	S O 05-15-20	06/14/2018	38,145.20	.000	05/15/2020	40,000.00	2.490	623
912833KZ2	237314	2000	S O 05-15-20	07/06/2018	38,194.00	.000	05/15/2020	40,000.00	2.501	623
912833KZ2	237414	2000	S O 05-15-20	07/12/2018	38,184.40	.000	05/15/2020	40,000.00	2.537	623
LD1800464	236837	3050	CLEMENT CONSTRUCTION IN	05/18/2018	50,000.00	1.500	05/18/2020	50,000.00	1.500	626
LD1800472	236850	3050	NAVE & SONS LAWNCARE	05/21/2018	20,757.36	1.500	05/21/2020	20,757.36	1.500	629
0258MODT3	222940	1030	AMERICAN EXPRESS CREDIT C	06/12/2015	9,932,800.00	2.375	05/26/2020	10,000,000.00	2.520	634
EC1801389	236924	3030	TIMOTHY HALL	05/30/2018	350,000.00	1.500	05/29/2020	350,000.00	1.500	637
912828XE5	222828	1020	US TREASURY NOTE	06/03/2015	9,953,906.25	1.500	05/31/2020	10,000,000.00	1.596	639
912828XE5	223219	1020	US TREASURY NOTE	07/02/2015	9,918,750.00	1.500	05/31/2020	10,000,000.00	1.673	639
912828VF4	228681	1020	US TREASURY NOTE	11/21/2016	14,946,679.69	1.375	05/31/2020	15,000,000.00	1.479	639
9128284Q0	236991	1020	T 2 1-2 05-31-20	06/08/2018	14,995,312.50	2.500	05/31/2020	15,000,000.00	2.516	639
69353REP9	222790	1030	PNC FIN SERV GROUP	06/03/2015	10,016,700.00	2.300	06/01/2020	10,000,000.00	2.264	640
EC1801405	237014	3030	ANITA LILLIBRIDGE	06/11/2018	122,500.00	1.500	06/11/2020	122,500.00	1.500	650
EC1801397	237015	3030	WILLIAM DOKKO	06/11/2018	339,360.00	1.500	06/11/2020	339,360.00	1.500	650
313383HU8	225520	1010	FHLB DEBENTURE	02/19/2016	10,592,920.00	1.750	06/12/2020	10,400,000.00	1.306	651
3136G3CU7	225588	1010	FNMA DEBENTURE	03/15/2016	15,000,000.00	1.550	06/15/2020	15,000,000.00	1.550	654
3136G3DE2	225612	1010	FNMA DEBENTURE	03/15/2016	15,000,000.00	1.550	06/15/2020	15,000,000.00	1.550	654
LD1800480	237100	3050	TRIBUTE CONTRACTING CON	06/15/2018	67,699.97	1.500	06/15/2020	67,699.97	1.500	654
LD1800498	237119	3050	EXTREME CLEAN OF OHIO LT	06/18/2018	209,500.65	1.500	06/18/2020	209,500.65	1.500	657
LD1800506	237150	3050	COLBURN PATTERSON LLC	06/19/2018	177,072.61	1.500	06/19/2020	177,072.61	1.500	658
3135G0D75	223822	1010	FNMA DEBENTURE	08/21/2015	9,952,600.00	1.500	06/22/2020	10,000,000.00	1.602	661
3135G0D75	224627	1010	FNMA DEBENTURE	11/03/2015	7,474,875.00	1.500	06/22/2020	7,500,000.00	1.575	661
EC1801488	237217	3030	JON AND SANDRA BURKHOLD	06/22/2018	311,307.92	1.750	06/22/2020	311,307.92	1.750	661
EC1801470	237218	3030	ERIC SISCO	06/22/2018	75,000.00	1.750	06/22/2020	75,000.00	1.750	661
EC1801462	237219	3030	ANNE & GREGORY KRABACHE	06/22/2018	185,842.58	1.750	06/22/2020	185,842.58	1.750	661
EC1801454	237220	3030	RYAN HAMMOCK	06/22/2018	24,162.85	1.750	06/22/2020	24,162.85	1.750	661



Run Date: 9/4/2018 1:27:29 PM

Investments Outstanding As Of Date: 8/31/2018

INVENTORY BY MATURITY REPORT

CUSIP	Investment #	Fund	Issuer	Purchase Date	Current Book	Current Rate	Maturity Date	Current Par	YTM	Days to Maturity
EC1801447	237221	3030	SALLY ARMSTRONG	06/22/2018	115,000.00	1.750	06/22/2020	115,000.00	1.750	661
EC1801439	237222	3030	MARCUS PATTERSON	06/22/2018	31,310.00	1.750	06/22/2020	31,310.00	1.750	661
EC1801421	237223	3030	ANTHONY FENICE	06/22/2018	100,000.00	1.750	06/22/2020	100,000.00	1.750	661
EC1801413	237224	3030	MARY HALDEMAN	06/22/2018	243,950.00	1.750	06/22/2020	243,950.00	1.750	661
46625HLW8	227358	1030	JP MORGAN CHASE 2.750 6-23	07/19/2016	10,306,900.00	2.750	06/23/2020	10,000,000.00	1.935	662
3133EJSS9	237148	1010	FFCB 2.63 06-25-20	06/25/2018	10,000,000.00	2.630	06/25/2020	10,000,000.00	2.630	664
LD1800514	237256	3050	M & M WINE CELLAR	06/26/2018	400,000.00	1.750	06/26/2020	400,000.00	1.750	665
EC1801504	237257	3030	STEPHANIE MURRAY	06/26/2018	54,389.60	1.750	06/26/2020	54,389.60	1.750	665
EC1801496	237258	3030	ERIN AND AMY KEEGAN	06/26/2018	90,000.00	1.750	06/26/2020	90,000.00	1.750	665
EC1801512	237259	3030	RYAN HOISINGTON	06/26/2018	198,875.00	1.750	06/26/2020	198,875.00	1.750	665
EC1801538	237260	3030	CLINTON BOLEY	06/26/2018	125,000.00	1.750	06/26/2020	125,000.00	1.750	665
EC1801520	237261	3030	DOUGLAS CAVIN	06/26/2018	109,425.00	1.750	06/26/2020	109,425.00	1.750	665
EC1801561	237262	3030	DOUGLAS WARNER	06/26/2018	110,819.10	1.750	06/26/2020	110,819.10	1.750	665
EC1801553	237263	3030	JERRY MCCREERY	06/26/2018	126,415.00	1.750	06/26/2020	126,415.00	1.750	665
EC1801546	237264	3030	BILL SLACK	06/26/2018	63,957.80	1.750	06/26/2020	63,957.80	1.750	665
912828VJ6	223953	1020	US TREASURY NOTE	09/09/2015	25,416,015.63	1.875	06/30/2020	25,000,000.00	1.515	669
912828XH8	229237	1020	T 1 5-8 06-30-20	01/23/2017	9,985,156.25	1.625	06/30/2020	10,000,000.00	1.670	669
LD1900017	237364	3050	ROXANNA CLEARING & DEMO	07/05/2018	19,400.00	1.750	07/03/2020	19,400.00	1.750	672
931142CU5	224975	1030	WAL-MART STORES	12/21/2015	9,809,257.50	3.625	07/08/2020	9,150,000.00	1.961	677
3133EGLF0	227464	1010	FFCB DEBENTURE 1.290 7-13-	07/25/2016	8,429,799.00	1.290	07/13/2020	8,445,000.00	1.337	682
LD1900025	237482	3050	ANGEL ANIMAL HOSPITAL INC	07/13/2018	176,945.00	1.750	07/13/2020	176,945.00	1.750	682
31359YCG0	147428	2000	FNMA STRIP	03/07/2001	340,506.60	.000	07/15/2020	1,140,000.00	6.340	684
31359YCG0	178426	2000	FNMA STRIP	10/06/2006	2,925,051.42	.000	07/15/2020	5,919,000.00	5.183	684
LD1900033	237511	3050	STEFANO-NICHOLAS MGT CO	07/17/2018	355,000.00	1.750	07/17/2020	355,000.00	1.750	686
EC1900017	237512	3030	BENJAMIN HAUCK	07/17/2018	294,843.85	1.750	07/17/2020	294,843.85	1.750	686
EC1900025	237532	3030	MAYNARD MILLER	07/18/2018	72,600.00	1.750	07/17/2020	72,600.00	1.750	686
LD1900041	237533	3050	PERFORMANCE R & D LLC	07/18/2018	177,779.38	1.750	07/17/2020	177,779.38	1.750	686
EC1900033	237560	3030	JEFFREY CICHELLA	07/20/2018	140,000.00	1.750	07/20/2020	140,000.00	1.750	689
94974BGM6	224275	1030	WELLS FARGO & CO	10/02/2015	5,066,500.00	2.600	07/22/2020	5,000,000.00	2.306	691
46625HHS2	224283	1030	JP MORGAN CHASE & CO	10/05/2015	5,414,600.00	4.400	07/22/2020	5,000,000.00	2.552	691
3136G3H73	227463	1010	FNMA DEBENTURE 1.375 7-27	07/27/2016	7,065,000.00	1.375	07/27/2020	7,065,000.00	1.375	696
EC1900041	237637	3030	RICHARD WILSON	07/27/2018	111,500.00	1.750	07/27/2020	111,500.00	1.750	696
EC1900058	237638	3030	MICHAEL NOONE	07/27/2018	181,500.00	1.750	07/27/2020	181,500.00	1.750	696



Run Date: 9/4/2018 1:27:29 PM

Investments Outstanding As Of Date: 8/31/2018

INVENTORY BY MATURITY REPORT

CUSIP	Investment #	Fund	Issuer	Purchase Date	Current Book	Current Rate	Maturity Date	Current Par	YTM	Days to Maturity
EC1900074	237639	3030	MICHAEL STANDOHAR	07/27/2018	81,500.00	1.750	07/27/2020	81,500.00	1.750	696
EC1900066	237640	3030	JOHN AND LIESEL SERYAK	07/27/2018	205,499.77	1.750	07/27/2020	205,499.77	1.750	696
EC1900082	237641	3030	ANTHONY AND CYNTHIA SUC	07/27/2018	336,000.00	1.750	07/27/2020	336,000.00	1.750	696
EC1900090	237642	3030	JOSEPH AND MARSHAKAE CLA	07/27/2018	267,782.27	1.750	07/27/2020	267,782.27	1.750	696
EC1900108	237643	3030	JOHN AND MELISSA RUFFNER	07/27/2018	80,000.00	1.750	07/27/2020	80,000.00	1.750	696
EC1900116	237644	3030	RICHARD LINDNER III	07/27/2018	311,213.00	1.750	07/27/2020	311,213.00	1.750	696
EC1900140	237645	3030	JEFFREY COOLEY	07/27/2018	76,400.00	1.750	07/27/2020	76,400.00	1.750	696
EC1900132	237646	3030	JEREMY CARRLE	07/27/2018	200,000.00	1.750	07/27/2020	200,000.00	1.750	696
EC1900124	237647	3030	BOZENA KNEZEVIC	07/27/2018	193,125.45	1.750	07/27/2020	193,125.45	1.750	696
458140AQ3	223496	1030	INTEL CORP	07/29/2015	10,038,900.00	2.450	07/29/2020	10,000,000.00	2.367	698
912828VP2	224615	1020	US TREASURY NOTE	11/02/2015	15,328,125.00	2.000	07/31/2020	15,000,000.00	1.520	700
912828VP2	224950	1020	US TREASURY NOTE	12/16/2015	5,070,872.90	2.000	07/31/2020	5,000,000.00	1.680	700
912828XM7	229845	1020	T 1 5-8 07-31-20	03/08/2017	9,960,156.25	1.625	07/31/2020	10,000,000.00	1.746	700
LD1900058	237673	3050	BAKERS COLLISION REPAIR S	07/31/2018	40,534.71	1.750	07/31/2020	40,534.71	1.750	700
EC1900157	237687	3030	ROBERT EDWARDS	08/01/2018	225,000.00	1.750	07/31/2020	225,000.00	1.750	700
88579YAQ4	231238	1030	MMM 2 08-07-20 MTN	05/08/2017	5,040,950.00	2.000	08/07/2020	5,000,000.00	1.739	707
88579YAQ4	231673	1030	MMM 2 08-07-20 MTN	06/13/2017	11,769,953.80	2.000	08/07/2020	11,660,000.00	1.691	707
3136G4NZ2	233451	1010	FNMA 1.7 08-10-20	08/23/2017	10,012,500.00	1.700	08/10/2020	10,000,000.00	1.657	710
EC1900165	237831	3030	RICHARD ROHR	08/14/2018	223,349.00	1.750	08/14/2020	223,349.00	1.750	714
912833LA6	178332	2000	US TREASURY STRIP	10/04/2006	25,556.00	.000	08/15/2020	50,000.00	4.900	715
912833LA6	178586	2000	US TREASURY STRIP	10/26/2006	69,324.30	.000	08/15/2020	138,000.00	5.050	715
912833LA6	178996	2000	US TREASURY STRIP	11/28/2006	26,106.00	.000	08/15/2020	50,000.00	4.795	715
912833LA6	182220	2000	US TREASURY STRIP	08/28/2007	52,849.00	.000	08/15/2020	100,000.00	4.980	715
912833LA6	182756	2000	US TREASURY STRIP	10/05/2007	53,520.00	.000	08/15/2020	100,000.00	4.920	715
912833LA6	188067	2000	US TREASURY STRIP	09/15/2008	30,425.00	.000	08/15/2020	50,000.00	4.213	715
912833LA6	188162	2010	US TREASURY STRIP	09/22/2008	356,158.08	.000	08/15/2020	576,000.00	4.082	715
912833LA6	193253	2000	US TREASURY STRIP	08/18/2009	62,346.25	.000	08/15/2020	100,000.00	4.345	715
912833LA6	199560	2000	US TREASURY STRIP	08/13/2010	36,519.00	.000	08/15/2020	50,000.00	3.165	715
912833LA6	200623	2000	US TREASURY STRIP	09/24/2010	74,633.00	.000	08/15/2020	100,000.00	2.980	715
912833LA6	207490	2000	US TREASURY STRIP	09/23/2011	42,107.50	.000	08/15/2020	50,000.00	1.941	715
912833LA6	207860	2000	US TREASURY STRIP	10/31/2011	82,610.00	.000	08/15/2020	100,000.00	2.185	715
912833LA6	207913	2000	US TREASURY STRIP	11/03/2011	41,309.00	.000	08/15/2020	50,000.00	2.186	715
912833LA6	211239	2000	US TREASURY STRIP	08/17/2012	44,737.50	.000	08/15/2020	50,000.00	1.396	715



Run Date: 9/4/2018 1:27:29 PM

Investments Outstanding As Of Date: 8/31/2018

INVENTORY BY MATURITY REPORT

CUSIP	Investment #	Fund	Issuer	Purchase Date	Current Book	Current Rate	Maturity Date	Current Par	YTM	Days to Maturity
912833LA6	211299	2000	US TREASURY STRIP	08/22/2012	88,707.00	.000	08/15/2020	100,000.00	1.507	715
912833LA6	215294	2000	US TREASURY STRIP	08/16/2013	43,021.00	.000	08/15/2020	50,000.00	2.160	715
912833LA6	215617	2000	US TREASURY STRIP	09/26/2013	43,264.00	.000	08/15/2020	50,000.00	2.113	715
912833LA6	215881	2000	US TREASURY STRIP	11/01/2013	87,983.00	.000	08/15/2020	100,000.00	1.895	715
912833LA6	218836	2000	US TREASURY STRIP	08/28/2014	355,648.00	.000	08/15/2020	400,000.00	1.980	715
912833LA6	219028	2000	US TREASURY STRIP	09/18/2014	88,300.00	.000	08/15/2020	100,000.00	2.117	715
912833LA6	219286	2000	US TREASURY STRIP	10/17/2014	36,105.60	.000	08/15/2020	40,000.00	1.765	715
912833LA6	224320	2000	USTREASURYSTRIP	10/08/2015	93,566.00	.000	08/15/2020	100,000.00	1.375	715
912833LA6	224481	2000	USTREASURYSTRIP	10/22/2015	93,391.00	.000	08/15/2020	100,000.00	1.425	715
912833LA6	224551	2000	USTREASURYSTRIP	10/29/2015	37,294.80	.000	08/15/2020	40,000.00	1.465	715
912833LA6	228088	2000	US TREASURY STRI ZERO-% 8	09/23/2016	47,937.00	.000	08/15/2020	50,000.00	1.085	715
912833LA6	228284	2000	US TREASURY STRI ZERO-% 8	10/14/2016	238,875.00	.000	08/15/2020	250,000.00	1.190	715
912833LA6	234127	2000	S 0 08-15-20	10/26/2017	38,177.20	.000	08/15/2020	40,000.00	1.670	715
912833LA6	234151	2000	S 0 08-15-20	10/26/2017	47,735.00	.000	08/15/2020	50,000.00	1.660	715
912833LA6	234186	2000	S 0 08-15-20	10/27/2017	23,868.50	.000	08/15/2020	25,000.00	1.660	715
912833LA6	237889	2000	S 0 08-15-20	08/23/2018	113,998.80	.000	08/15/2020	120,000.00	2.610	715
912833LA6	237916	2000	S 0 08-15-20	08/23/2018	37,999.60	.000	08/15/2020	40,000.00	2.610	715
912833LA6	237929	2000	S 0 08-15-20	08/23/2018	237,467.50	.000	08/15/2020	250,000.00	2.617	715
3136G2Y27	225385	1010	FNMA DEBENTURE	02/24/2016	10,000,000.00	1.450	08/24/2020	10,000,000.00	1.450	724
3135G0N66	227961	1010	FNMA DEBENTURE 1.400 8-24	09/07/2016	12,496,250.00	1.400	08/24/2020	12,500,000.00	1.408	724
EC1900173	238047	3030	KYLA SHOPE	08/27/2018	136,200.00	1.750	08/27/2020	136,200.00	1.750	727
RE1900019	238060	3040	PATENTED ACQUISITION COR	08/28/2018	436,584.00	1.750	08/28/2020	436,584.00	1.750	728
LD1900066	238082	3050	TOOL TECH LLC	08/29/2018	269,591.67	1.750	08/28/2020	269,591.67	1.750	728
EC1900249	238100	3030	GEOFFREY & GINA FOOTE	08/30/2018	279,729.87	1.750	08/28/2020	279,729.87	1.750	728
EC1900231	238101	3030	BRIAN AND PAMELA SHIVAK	08/30/2018	207,200.00	1.750	08/28/2020	207,200.00	1.750	728
EC1900223	238102	3030	PATRICK AND DIANA HERAK	08/30/2018	349,300.00	1.750	08/28/2020	349,300.00	1.750	728
EC1900207	238103	3030	JEFFREY AND ELIZABETH HOR	08/30/2018	250,000.00	1.750	08/28/2020	250,000.00	1.750	728
EC1900215	238104	3030	DONA AND SHARON LAYMAN	08/30/2018	274,610.00	1.750	08/28/2020	274,610.00	1.750	728
EC1900199	238105	3030	JOHN ROTTENBORN	08/30/2018	75,000.00	1.750	08/28/2020	75,000.00	1.750	728
EC1900181	238106	3030	DUSTIN BOLEY	08/30/2018	85,410.00	1.750	08/28/2020	85,410.00	1.750	728
912828VV9	224593	1020	US TREASURY NOTE	10/29/2015	10,342,968.75	2.125	08/31/2020	10,000,000.00	1.389	731
912828VV9	224679	1020	US TREASURY NOTE	11/06/2015	10,217,187.50	2.125	08/31/2020	10,000,000.00	1.654	731
912828L32	228468	1020	US TREASURY NOTE 1.375 8-3	10/31/2016	15,080,859.38	1.375	08/31/2020	15,000,000.00	1.230	731



Run Date: 9/4/2018 1:27:29 PM

Investments Outstanding As Of Date: 8/31/2018

INVENTORY BY MATURITY REPORT

CUSIP	Investment #	Fund	Issuer	Purchase Date	Current Book	Current Rate	Maturity Date	Current Par	YTM	Days to Maturity
912828VV9	237422	1020	T 2 1-8 08-31-20	07/11/2018	24,757,812.50	2.125	08/31/2020	25,000,000.00	2.593	731
EC1900256	238113	3030	JEROME LEWIS	08/31/2018	111,625.00	1.750	08/31/2020	111,625.00	1.750	731
EC1900264	238114	3030	KEVIN FITZGERALD	08/31/2018	150,000.00	1.750	08/31/2020	150,000.00	1.750	731
EC1900272	238115	3030	KEVIN AND SHARON ONEIL	08/31/2018	350,000.00	1.750	08/31/2020	350,000.00	1.750	731
EC1900280	238116	3030	MARK COBB	08/31/2018	100,000.00	1.750	08/31/2020	100,000.00	1.750	731
EC1900298	238117	3030	JOHN M MITCHELL	08/31/2018	297,500.00	1.750	08/31/2020	297,500.00	1.750	731
3133EHWO2	233539	1010	FFCB 1.68 09-01-20	09/01/2017	5,100,000.00	1.680	09/01/2020	5,100,000.00	1.680	732
3133EGTM7	227994	1010	FFCB DEBENTURE 1.375 9-08-	09/12/2016	12,495,625.00	1.375	09/08/2020	12,500,000.00	1.384	739
3133XD4P3	227128	1010	FHLB DEBENTURE 4.625 9-11-	06/24/2016	5,719,103.25	4.625	09/11/2020	5,025,000.00	1.249	742
3134A4BS2	178674	2000	FHLMC STRIP	10/31/2006	555,718.32	.000	09/15/2020	1,146,000.00	5.286	746
3134A4BS2	178684	2000	FHLMC STRIP	10/31/2006	2,164,041.21	.000	09/15/2020	4,423,000.00	5.220	746
02665WAZ4	224192	1030	AMERICAN HONDA FINANCE C	09/25/2015	5,013,400.00	2.450	09/24/2020	5,000,000.00	2.393	755
02665WAZ4	231480	1030	HNDA 2.45 09-24-20 MTN	05/25/2017	5,073,850.00	2.450	09/24/2020	5,000,000.00	1.989	755
3136G4AU7	228020	1010	FNMA DEBENTURE 1.430 9-29	09/29/2016	15,000,000.00	1.430	09/29/2020	15,000,000.00	1.430	760
912828L65	224642	1020	US TREASURY NOTE	11/04/2015	14,862,890.62	1.375	09/30/2020	15,000,000.00	1.569	761
912828L65	224696	1020	US TREASURY NOTE	11/09/2015	9,828,125.00	1.375	09/30/2020	10,000,000.00	1.743	761
3130A7JB2	225680	1010	FHLB DEBENTURE	03/30/2016	8,666,325.00	1.450	09/30/2020	8,675,000.00	1.473	761
3134G9E78	227171	1010	FHLMC MEDIUM TER 1.280 9-	06/30/2016	10,000,000.00	1.280	09/30/2020	10,000,000.00	1.280	761
912828L65	229601	1020	T 1 3-8 09-30-20	02/17/2017	9,878,906.25	1.375	09/30/2020	10,000,000.00	1.722	761
594918AH7	224263	1030	MICROSOFT CORP	10/01/2015	7,899,075.00	3.000	10/01/2020	7,500,000.00	1.880	762
3133EGXX8	228237	1010	FFCB DEBENTURE 1.340 10-13	10/13/2016	9,984,000.00	1.340	10/13/2020	10,000,000.00	1.381	774
713448DC9	224435	1030	PEPSICO INC	10/19/2015	5,037,200.00	2.150	10/14/2020	5,000,000.00	1.992	775
713448DC9	224695	1030	PEPSICO INC	11/12/2015	9,955,900.00	2.150	10/14/2020	10,000,000.00	2.245	775
76116FAE7	74345	2000	REF CORP STRIP	09/28/1998	663,205.00	.000	10/15/2020	2,300,000.00	5.721	776
3133EGMM4	227351	1010	FFCB DEBENTURE 1.375 10-19	07/19/2016	10,000,000.00	1.375	10/19/2020	10,000,000.00	1.375	780
3133EGZD0	228345	1010	FFCB DEBENTURE 1.330 10-20	10/20/2016	10,000,000.00	1.330	10/20/2020	10,000,000.00	1.330	781
931142CZ4	228626	1030	WAL-MART STORES 3.250 10-	11/17/2016	7,900,500.00	3.250	10/25/2020	7,500,000.00	1.838	786
3130A7RQ0	226036	1010	FHLB DEBENTURE 1.550 10-26	04/26/2016	5,211,349.50	1.550	10/26/2020	5,215,000.00	1.566	787
191216BT6	224919	1030	COCA COLA COMPANY	12/14/2015	5,790,295.02	1.875	10/27/2020	5,809,000.00	1.944	788
3130A9UH2	228505	1010	FHLB 1 10-27-20	11/02/2016	5,750,000.00	1.250	10/27/2020	5,750,000.00	1.250	788
191216BT6	233868	1030	KO 1 7-8 10-27-20	10/04/2017	4,053,523.50	1.875	10/27/2020	4,050,000.00	1.846	788
3136G3KV6	226536	1010	FNMA DEBENTURE 1.600 10-2	04/28/2016	8,570,712.50	1.600	10/28/2020	8,575,000.00	1.612	789
912828L99	225587	1020	US TREASURY NOTE	02/29/2016	15,089,062.50	1.375	10/31/2020	15,000,000.00	1.244	792



Run Date: 9/4/2018 1:27:29 PM

Investments Outstanding As Of Date: 8/31/2018

INVENTORY BY MATURITY REPORT

CUSIP	Investment #	Fund	Issuer	Purchase Date	Current Book	Current Rate	Maturity Date	Current Par	YTM	Days to Maturity
912828L99	229602	1020	T 1 3-8 10-31-20	02/17/2017	9,870,703.13	1.375	10/31/2020	10,000,000.00	1.737	792
19416QDR8	230220	1030	CL 2.95 11-01-20	04/06/2017	3,341,067.75	2.950	11/01/2020	3,225,000.00	1.902	793
3133EGC29	228534	1010	FFCB DEBENTURE 1.350 11-02	11/04/2016	9,996,500.00	1.350	11/02/2020	10,000,000.00	1.359	794
3133EGQS7	227794	1010	FFCB DEBENTURE 1.400 11-10	08/18/2016	4,695,000.00	1.400	11/10/2020	4,695,000.00	1.400	802
31358C7U4	178740	2000	FNMA STRIP	11/06/2006	3,285,074.73	.000	11/15/2020	6,783,000.00	5.237	807
912833LB4	179294	2000	US TREASURY STRIP	12/18/2006	129,142.50	.000	11/15/2020	250,000.00	4.806	807
912833LB4	183730	2000	US TREASURY STRIP	12/05/2007	28,195.00	.000	11/15/2020	50,000.00	4.475	807
912833LB4	183937	2000	US TREASURY STRIP	12/19/2007	54,147.00	.000	11/15/2020	100,000.00	4.810	807
912833LB4	184227	2000	US TREASURY STRIP	01/10/2008	85,065.00	.000	11/15/2020	150,000.00	4.465	807
912833LB4	189214	2000	US TREASURY STRIP	11/21/2008	57,578.00	.000	11/15/2020	100,000.00	4.660	807
912833LB4	189260	2000	US TREASURY STRIP	11/21/2008	3,050.00	.000	11/15/2020	5,000.00	4.168	807
912833LB4	189959	2000	US TREASURY STRIP	01/12/2009	163,860.00	.000	11/15/2020	250,000.00	3.600	807
912833LB4	190247	2000	US TREASURY STRIP	02/04/2009	62,834.00	.000	11/15/2020	100,000.00	3.985	807
912833LB4	194193	2000	US TREASURY STRIP	11/24/2009	65,206.00	.000	11/15/2020	100,000.00	3.934	807
912833LB4	194726	2000	US TREASURY STRIP	01/28/2010	32,388.00	.000	11/15/2020	50,000.00	4.063	807
912833LB4	201930	2000	US TREASURY STRIP	11/17/2010	37,497.00	.000	11/15/2020	50,000.00	2.900	807
912833LB4	202147	2000	US TREASURY STRIP	11/24/2010	36,668.50	.000	11/15/2020	50,000.00	3.133	807
912833LB4	203387	2000	US TREASURY STRIP	01/31/2011	70,436.00	.000	11/15/2020	100,000.00	3.613	807
912833LB4	212189	2000	US TREASURY STRIP	11/30/2012	135,129.00	.000	11/15/2020	150,000.00	1.316	807
912833LB4	212319	2000	US TREASURY STRIP	12/13/2012	316,526.00	.000	11/15/2020	350,000.00	1.273	807
912833LB4	212648	2000	US TREASURY STRIP	01/17/2013	44,592.00	.000	11/15/2020	50,000.00	1.468	807
912833LB4	216068	2000	US TREASURY STRIP	11/21/2013	43,347.50	.000	11/15/2020	50,000.00	2.055	807
912833LB4	216413	2000	US TREASURY STRIP	01/09/2014	84,991.00	.000	11/15/2020	100,000.00	2.389	807
912833LB4	219690	2000	US TREASURY STRIP	11/20/2014	222,632.50	.000	11/15/2020	250,000.00	1.946	807
912833LB4	220243	2000	US TREASURY STRIP	01/09/2015	45,392.50	.000	11/15/2020	50,000.00	1.660	807
912833LB4	220345	2000	US TREASURY STRIP	01/20/2015	91,323.00	.000	11/15/2020	100,000.00	1.566	807
912833LB4	220431	2000	US TREASURY STRIP	01/26/2015	91,907.00	.000	11/15/2020	100,000.00	1.460	807
912833LB4	220452	2000	US TREASURY STRIP	01/26/2015	45,875.50	.000	11/15/2020	50,000.00	1.490	807
912833LB4	220471	2000	US TREASURY STRIP	01/26/2015	36,724.80	.000	11/15/2020	40,000.00	1.478	807
912833LB4	220500	2000	US TREASURY STRIP	01/27/2015	229,117.50	.000	11/15/2020	250,000.00	1.510	807
912833LB4	220604	2000	US TREASURY STRIP	01/29/2015	228,420.00	.000	11/15/2020	250,000.00	1.564	807
912833LB4	225019	2000	USTREASURYSTRIP	12/24/2015	229,770.00	.000	11/15/2020	250,000.00	1.732	807
912833LB4	225340	2000	USTREASURYSTRIP	02/04/2016	93,537.00	.000	11/15/2020	100,000.00	1.403	807



Run Date: 9/4/2018 1:27:29 PM

Investments Outstanding As Of Date: 8/31/2018

INVENTORY BY MATURITY REPORT

CUSIP	Investment #	Fund	Issuer	Purchase Date	Current Book	Current Rate	Maturity Date	Current Par	YTM	Days to Maturity
912820WZ6	228569	2000	US TREASURY STRI ZERO-% 1	11/14/2016	17,137.80	.000	11/15/2020	18,000.00	1.230	807
912833LB4	229102	2000	S 0 11-15-20	01/12/2017	18,716.40	.000	11/15/2020	20,000.00	1.735	807
912833LB4	229104	2000	S 0 11-15-20	01/12/2017	18,716.40	.000	11/15/2020	20,000.00	1.735	807
912833LB4	229269	2000	S 0 11-15-20	01/26/2017	234,242.50	.000	11/15/2020	250,000.00	1.720	807
912833LB4	229395	2000	S 0 11-15-20	02/02/2017	37,477.20	.000	11/15/2020	40,000.00	1.730	807
912833LB4	234355	2000	S 0 11-15-20	11/16/2017	94,799.00	.000	11/15/2020	100,000.00	1.790	807
912833LB4	234928	2000	S 0 11-15-20	01/25/2018	37,620.00	.000	11/15/2020	40,000.00	2.200	807
912833LB4	235053	2000	S 0 11-15-20	02/02/2018	37,596.80	.000	11/15/2020	40,000.00	2.240	807
166764AY6	230085	1030	CVX 2.419 11-17-20	03/29/2017	5,462,385.72	2.419	11/17/2020	5,412,000.00	2.151	809
3136G3Y82	227770	1010	FNMA DEBENTURE 1.200 11-2	08/24/2016	9,972,500.00	1.200	11/24/2020	10,000,000.00	1.267	816
912828A42	225691	1020	US TREASURY NOTE	03/11/2016	15,397,851.56	2.000	11/30/2020	15,000,000.00	1.417	822
912828M98	227462	1020	US TREASURY NOTE 1.625 11-	07/25/2016	20,478,125.00	1.625	11/30/2020	20,000,000.00	1.061	822
3130A3UQ5	228261	1010	FHLB DEBENTURE 1.875 12-11	10/11/2016	11,214,114.00	1.875	12/11/2020	10,950,000.00	1.279	833
3134G9E52	227173	1010	FHLMC MEDIUM TER 1.330 12	06/30/2016	15,000,000.00	1.330	12/30/2020	15,000,000.00	1.330	852
912828N48	225774	1020	US TREASURY NOTE	03/16/2016	15,171,900.00	1.750	12/31/2020	15,000,000.00	1.501	853
912828N48	226848	1020	US TREASURY NOTE 1.750 12-	05/19/2016	15,273,600.00	1.750	12/31/2020	15,000,000.00	1.341	853
912828N48	231781	1020	T 1 3-4 12-31-20	06/21/2017	10,039,843.75	1.750	12/31/2020	10,000,000.00	1.633	853
24422ETF6	225253	1030	JOHN DEERE CAPITAL CORP	01/26/2016	5,070,800.00	2.550	01/08/2021	5,000,000.00	2.246	861
76116FAG2	179053	2000	REF CORP STRIP	11/28/2006	245,380.20	.000	01/15/2021	489,000.00	4.940	868
76116EFX3	179700	2000	REF CORP STRIP	01/31/2007	72,754.50	.000	01/15/2021	150,000.00	5.252	868
3133EF3R6	226506	1010	FFCB DEBENTURE 1.600 1-19-	04/22/2016	9,977,400.00	1.600	01/19/2021	10,000,000.00	1.650	872
91159HHL7	228644	1030	US BANCORP 2.350 1-29-21	11/18/2016	10,105,100.00	2.350	01/29/2021	10,000,000.00	2.087	882
91159HHL7	228775	1030	USB 2.35 01-29-21 MTN	12/05/2016	2,734,592.00	2.350	01/29/2021	2,725,000.00	2.260	882
912828N89	225452	1020	US TREASURY NOTE	02/12/2016	10,165,161.80	1.375	01/31/2021	10,000,000.00	1.033	884
912828N89	233006	1020	T 1 3-8 01-31-21	07/05/2017	9,880,468.75	1.375	01/31/2021	10,000,000.00	1.721	884
912828N89	234651	1020	T 1.375	12/26/2017	9,804,296.88	1.375	01/31/2021	10,000,000.00	2.030	884
46513YBC1	235140	1010	ISRAEL BOND	02/15/2018	15,000,000.00	3.150	02/01/2021	15,000,000.00	3.150	885
742718EN5	233801	1030	PG 1.85 02-02-21	09/28/2017	3,671,278.40	1.850	02/02/2021	3,680,000.00	1.923	886
3133EG6N0	229583	1010	FFCB 1.94 02-09-21	02/16/2017	9,975,000.00	1.940	02/09/2021	10,000,000.00	2.006	893
912833LC2	180368	2000	US TREASURY STRIP	04/03/2007	25,342.00	.000	02/15/2021	50,000.00	4.960	899
912833LC2	180520	2000	US TREASURY STRIP	04/12/2007	50,081.00	.000	02/15/2021	100,000.00	5.058	899
912833LC2	180736	2000	US TREASURY STRIP	04/30/2007	50,938.00	.000	02/15/2021	100,000.00	4.950	899
912833LC2	184838	2000	US TREASURY STRIP	02/28/2008	5,510.45	.000	02/15/2021	10,000.00	4.650	899



Run Date: 9/4/2018 1:27:29 PM

Investments Outstanding As Of Date: 8/31/2018

INVENTORY BY MATURITY REPORT

CUSIP	Investment #	Fund	Issuer	Purchase Date	Current Book	Current Rate	Maturity Date	Current Par	YTM	Days to Maturity
912833LC2	185228	2000	US TREASURY STRIP	03/27/2008	5,780.00	.000	02/15/2021	10,000.00	4.299	899
912833LC2	185271	2000	US TREASURY STRIP	03/28/2008	28,610.50	.000	02/15/2021	50,000.00	4.380	899
912833LC2	185597	2000	US TREASURY STRIP	04/16/2008	29,111.00	.000	02/15/2021	50,000.00	4.260	899
912833LC2	185616	2000	US TREASURY STRIP	04/16/2008	5,820.00	.000	02/15/2021	10,000.00	4.263	899
912833LC2	185883	2000	US TREASURY STRIP	04/28/2008	13,968.00	.000	02/15/2021	25,000.00	4.600	899
912833LC2	190597	2000	US TREASURY STRIP	02/27/2009	31,722.00	.000	02/15/2021	50,000.00	3.839	899
912833LC2	190828	2000	US TREASURY STRIP	03/20/2009	31,565.00	.000	02/15/2021	50,000.00	3.900	899
912833LC2	190954	2000	US TREASURY STRIP	03/30/2009	64,312.00	.000	02/15/2021	100,000.00	3.750	899
912833LC2	191120	2000	US TREASURY STRIP	04/13/2009	3,300.00	.000	02/15/2021	5,000.00	3.540	899
912833LC2	191207	2000	US TREASURY STRIP	04/16/2009	31,873.50	.000	02/15/2021	50,000.00	3.841	899
912833LC2	191858	2000	US TREASURY STRIP	04/24/2009	32,170.00	.000	02/15/2021	50,000.00	3.768	899
912833LC2	194855	2000	US TREASURY STRIP	02/08/2010	63,118.00	.000	02/15/2021	100,000.00	4.220	899
912833LC2	195181	2000	US TREASURY STRIP	03/03/2010	31,812.50	.000	02/15/2021	50,000.00	4.170	899
912833LC2	195388	2000	US TREASURY STRIP	03/12/2010	63,368.00	.000	02/15/2021	100,000.00	4.217	899
912833LC2	195857	2000	US TREASURY STRIP	04/08/2010	31,662.00	.000	02/15/2021	50,000.00	4.253	899
912833LC2	196882	2000	US TREASURY STRIP	04/30/2010	32,074.50	.000	02/15/2021	50,000.00	4.155	899
912833LC2	203856	2000	US TREASURY STRIP	02/28/2011	34,580.50	.000	02/15/2021	50,000.00	3.735	899
912833LC2	204503	2000	US TREASURY STRIP	04/12/2011	68,998.00	.000	02/15/2021	100,000.00	3.805	899
912833LC2	205416	2000	US TREASURY STRIP	05/05/2011	70,839.00	.000	02/15/2021	100,000.00	3.556	899
912833LC2	208699	2000	US TREASURY STRIP	02/16/2012	42,196.00	.000	02/15/2021	50,000.00	1.895	899
912833LC2	208870	2000	US TREASURY STRIP	03/05/2012	84,535.00	.000	02/15/2021	100,000.00	1.886	899
912833LC2	209009	2000	US TREASURY STRIP	03/19/2012	41,036.00	.000	02/15/2021	50,000.00	2.230	899
912833LC2	209134	2000	US TREASURY STRIP	04/05/2012	41,463.00	.000	02/15/2021	50,000.00	2.124	899
912833LC2	209926	2000	US TREASURY STRIP	04/30/2012	42,358.00	.000	02/15/2021	50,000.00	1.895	899
912833LC2	213283	2000	US TREASURY STRIP	03/25/2013	44,158.00	.000	02/15/2021	50,000.00	1.580	899
912833LC2	213358	2000	US TREASURY STRIP	03/28/2013	88,417.00	.000	02/15/2021	100,000.00	1.567	899
912833LC2	213435	2000	US TREASURY STRIP	04/04/2013	44,537.00	.000	02/15/2021	50,000.00	1.476	899
912833LC2	213502	2000	US TREASURY STRIP	04/12/2013	89,674.00	.000	02/15/2021	100,000.00	1.394	899
912833LC2	214253	2000	US TREASURY STRIP	05/02/2013	90,189.00	.000	02/15/2021	100,000.00	1.330	899
912833LC2	216908	2000	US TREASURY STRIP	03/21/2014	214,645.00	.000	02/15/2021	250,000.00	2.220	899
912833LC2	220873	2000	US TREASURY STRIP	02/13/2015	36,047.60	.000	02/15/2021	40,000.00	1.740	899
912833LC2	222347	2000	US TREASURY STRIP	04/30/2015	36,513.20	.000	02/15/2021	40,000.00	1.580	899
880591EL2	225521	1010	TVA DEBENTURE	02/19/2016	16,757,550.00	3.875	02/15/2021	15,000,000.00	1.433	899



Run Date: 9/4/2018 1:27:29 PM

Investments Outstanding As Of Date: 8/31/2018

INVENTORY BY MATURITY REPORT

CUSIP	Investment #	Fund	Issuer	Purchase Date	Current Book	Current Rate	Maturity Date	Current Par	YTM	Days to Maturity
912833LC2	225727	2000	USTREASURYSTRIP	03/17/2016	37,035.60	.000	02/15/2021	40,000.00	1.573	899
912833LC2	225755	2000	USTREASURYSTRIP	03/17/2016	16,891.65	.000	02/15/2021	18,250.00	1.580	899
912833LC2	229649	2000	S 0 02-15-21	02/24/2017	48,386.52	.000	02/15/2021	52,000.00	1.820	899
912833LC2	230015	2000	S 0 02-15-21	03/24/2017	371,992.00	.000	02/15/2021	400,000.00	1.871	899
912833LC2	230129	2000	S 0 02-15-21	03/30/2017	233,080.00	.000	02/15/2021	250,000.00	1.814	899
912833LC2	230233	2000	S 0 02-15-21	04/06/2017	46,728.50	.000	02/15/2021	50,000.00	1.760	899
912833LC2	230351	2000	S 0 02-15-21	04/17/2017	37,473.60	.000	02/15/2021	40,000.00	1.710	899
912833LC2	230986	2000	S 0 02-15-21	04/28/2017	234,420.00	.000	02/15/2021	250,000.00	1.700	899
912833LC2	235195	2000	S 0 02-15-21	02/15/2018	37,403.20	.000	02/15/2021	40,000.00	2.250	899
912833LC2	235364	2000	S 0 02-15-21	03/01/2018	37,348.00	.000	02/15/2021	40,000.00	2.330	899
912833LC2	235390	2000	S 0 02-15-21	03/01/2018	37,331.20	.000	02/15/2021	40,000.00	2.345	899
912833LC2	235449	2000	S 0 02-15-21	03/05/2018	186,406.00	.000	02/15/2021	200,000.00	2.400	899
912833LC2	235522	2000	S 0 02-15-21	03/08/2018	37,359.60	.000	02/15/2021	40,000.00	2.335	899
912833LC2	236304	2000	S 0 02-15-21	04/26/2018	37,223.20	.000	02/15/2021	40,000.00	2.580	899
3130A7CV5	225798	1010	FHLB DEBENTURE	03/18/2016	9,945,200.00	1.375	02/18/2021	10,000,000.00	1.491	902
3130A7CV5	226542	1010	FHLB DEBENTURE 1.375 2-18-	04/25/2016	9,973,500.00	1.375	02/18/2021	10,000,000.00	1.432	902
459200JF9	230171	1030	IBM 2 1-4 02-19-21	04/03/2017	5,026,250.00	2.250	02/19/2021	5,000,000.00	2.108	903
037833BS8	228867	1030	AAPL 2 1-4 02-23-21	12/16/2016	10,006,900.00	2.250	02/23/2021	10,000,000.00	2.232	907
3136G2YP6	225423	1010	FNMA DEBENTURE	02/26/2016	15,326,250.00	1.875	02/26/2021	15,000,000.00	1.423	910
912828P87	226912	1020	US TREASURY NOTE 1.125 2-2	05/25/2016	14,813,671.88	1.125	02/28/2021	15,000,000.00	1.395	912
912828P87	228850	1020	T 1 1-8 02-28-21	12/12/2016	14,619,140.63	1.125	02/28/2021	15,000,000.00	1.752	912
30231GAV4	225840	1030	EXXON MOBIL CORPORATION	03/28/2016	5,066,000.00	2.222	03/01/2021	5,000,000.00	1.940	913
478160BS2	226025	1030	JOHNSON & JOHNSO 1.650 3-	04/18/2016	1,502,329.44	1.650	03/01/2021	1,488,000.00	1.444	913
30231GAV4	229912	1030	XOM 2.222 03-01-21	03/15/2017	4,975,000.00	2.222	03/01/2021	5,000,000.00	2.355	913
313382K69	226556	1010	FHLB DEBENTURE 1.750 3-12-	04/27/2016	7,089,180.00	1.750	03/12/2021	7,000,000.00	1.478	924
3134A4BT0	178680	2000	FHLMC STRIP	10/31/2006	1,565,318.96	.000	03/15/2021	3,286,000.00	5.227	927
31364DNW2	128968	2000	FNMA STRIP	02/07/2000	918,760.00	.000	03/23/2021	4,000,000.00	7.087	935
3133EFR82	226793	1010	FFCB DEBENTURE 1.850 3-23-	05/13/2016	10,050,000.00	1.850	03/23/2021	10,000,000.00	1.742	935
3136G4AZ6	228043	1010	FNMA DEBENTURE 1.480 3-29	09/29/2016	10,000,000.00	1.480	03/29/2021	10,000,000.00	1.480	941
3136G37H2	227991	1010	FNMA DEBENTURE 1.500 3-30	09/30/2016	10,000,000.00	1.500	03/30/2021	10,000,000.00	1.500	942
912828Q37	225905	1020	US TREASURY NOTE	04/01/2016	14,995,312.50	1.250	03/31/2021	15,000,000.00	1.256	943
912828Q37	226846	1020	US TREASURY NOTE 1.250 3-3	05/19/2016	9,960,937.50	1.250	03/31/2021	10,000,000.00	1.333	943
912828Q37	228301	1020	US TREASURY NOTE 1.250 3-3	10/13/2016	14,961,914.06	1.250	03/31/2021	15,000,000.00	1.309	943



Run Date: 9/4/2018 1:27:29 PM

Investments Outstanding As Of Date: 8/31/2018

INVENTORY BY MATURITY REPORT

CUSIP	Investment #	Fund	Issuer	Purchase Date	Current Book	Current Rate	Maturity Date	Current Par	YTM	Days to Maturity
46513CSU1	225998	1010	ISRAEL BOND	04/15/2016	7,500,000.00	2.690	04/01/2021	7,500,000.00	2.690	944
46513CTU0	225999	1010	ISRAEL FLOATER	04/15/2016	7,500,000.00	2.788	04/01/2021	7,500,000.00	2.788	944
3133EHC68	233845	1010	FFCB 1.88 04-05-21	10/05/2017	15,000,000.00	1.880	04/05/2021	15,000,000.00	1.880	948
713448DX3	234880	1030	PEP 2 04-15-21	01/23/2018	8,312,302.80	2.000	04/15/2021	8,440,000.00	2.490	958
9128284G2	236445	1020	T 2 3-8 04-15-21	04/25/2018	9,923,437.50	2.375	04/15/2021	10,000,000.00	2.644	958
3133EF4D6	226381	1010	FFCB DEBENTURE 1.620 4-20-	04/21/2016	12,487,500.00	1.620	04/20/2021	12,500,000.00	1.641	963
912828Q78	226800	1020	US TREASURY NOTE 1.375 4-3	05/16/2016	15,089,062.50	1.375	04/30/2021	15,000,000.00	1.251	973
912828Q78	234894	1020	T 1 3-8 04-30-21	01/23/2018	9,723,437.50	1.375	04/30/2021	10,000,000.00	2.257	973
3133EGC78	228449	1010	FFCB DEBENTURE 1.490 5-03-	11/03/2016	9,987,500.00	1.490	05/03/2021	10,000,000.00	1.519	976
3133EGC78	229056	1010	FFCB 1.49 05-03-21	01/05/2017	10,075,839.20	1.490	05/03/2021	10,280,000.00	1.971	976
3133EGC78	233709	1010	FFCB 1.49 05-03-21	09/19/2017	4,952,500.00	1.490	05/03/2021	5,000,000.00	1.762	976
037833AR1	228776	1030	AAPL 2.85 05-06-21	12/05/2016	3,171,018.30	2.850	05/06/2021	3,097,000.00	2.278	979
3135GOK69	228799	1010	FNMA 1 1-4 05-06-21	12/05/2016	9,762,300.00	1.250	05/06/2021	10,000,000.00	1.812	979
31358C7V2	178652	2000	FNMA STRIP	10/27/2006	2,283,419.60	.000	05/15/2021	4,895,000.00	5.309	988
912833LDO	181167	2000	US TREASURY STRIP	05/31/2007	24,490.50	.000	05/15/2021	50,000.00	5.180	988
912833LDO	181415	2000	US TREASURY STRIP	06/26/2007	23,777.50	.000	05/15/2021	50,000.00	5.425	988
912833LDO	181556	2000	US TREASURY STRIP	07/06/2007	24,218.50	.000	05/15/2021	50,000.00	5.300	988
912833LDO	181862	2000	US TREASURY STRIP	07/30/2007	49,258.00	.000	05/15/2021	100,000.00	5.200	988
912833LDO	182552	2000	US TREASURY STRIP	09/25/2007	50,030.00	.000	05/15/2021	100,000.00	5.143	988
912833LDO	186334	2010	US TREASURY STRIP	05/22/2008	4,162,709.74	.000	05/15/2021	7,538,000.00	4.627	988
912833LDO	186420	2000	US TREASURY STRIP	05/27/2008	27,829.00	.000	05/15/2021	50,000.00	4.570	988
912833LDO	186665	2000	US TREASURY STRIP	06/09/2008	13,735.75	.000	05/15/2021	25,000.00	4.685	988
912833LDO	187228	2000	US TREASURY STRIP	07/11/2008	5,596.70	.000	05/15/2021	10,000.00	4.570	988
912833LDO	192216	2000	US TREASURY STRIP	05/13/2009	90,420.00	.000	05/15/2021	150,000.00	4.261	988
912833LDO	193235	2000	US TREASURY STRIP	08/18/2009	29,674.86	.000	05/15/2021	50,000.00	4.493	988
912833LDO	197100	2000	US TREASURY STRIP	05/11/2010	196,327.15	.000	05/15/2021	306,000.00	4.071	988
912833LDO	197195	2000	US TREASURY STRIP	05/14/2010	16,078.75	.000	05/15/2021	25,000.00	4.052	988
912833LDO	198375	2000	US TREASURY STRIP	06/30/2010	34,237.00	.000	05/15/2021	50,000.00	3.513	988
912833LDO	198701	2000	US TREASURY STRIP	07/13/2010	68,000.00	.000	05/15/2021	100,000.00	3.590	988
912833LDO	205475	2000	US TREASURY STRIP	05/09/2011	70,191.00	.000	05/15/2021	100,000.00	3.565	988
912833LDO	206120	2000	US TREASURY STRIP	06/13/2011	72,981.00	.000	05/15/2021	100,000.00	3.200	988
912833LDO	206334	2000	US TREASURY STRIP	06/23/2011	36,345.00	.000	05/15/2021	50,000.00	3.250	988
912833LDO	206372	2000	US TREASURY STRIP	06/27/2011	36,334.50	.000	05/15/2021	50,000.00	3.257	988



Run Date: 9/4/2018 1:27:29 PM

Investments Outstanding As Of Date: 8/31/2018

INVENTORY BY MATURITY REPORT

CUSIP	Investment #	Fund	Issuer	Purchase Date	Current Book	Current Rate	Maturity Date	Current Par	YTM	Days to Maturity
912833LDO	210179	2000	US TREASURY STRIP	05/16/2012	42,577.50	.000	05/15/2021	50,000.00	1.794	988
912833LDO	210394	2000	US TREASURY STRIP	06/06/2012	44,089.50	.000	05/15/2021	50,000.00	1.412	988
912833LDO	210600	2000	US TREASURY STRIP	06/25/2012	43,385.50	.000	05/15/2021	50,000.00	1.603	988
912833LDO	214704	2000	US TREASURY STRIP	06/17/2013	43,053.00	.000	05/15/2021	50,000.00	1.900	988
912833LDO	218183	2000	US TREASURY STRIP	06/26/2014	42,831.50	.000	05/15/2021	50,000.00	2.260	988
912833LDO	218209	2000	US TREASURY STRIP	06/27/2014	42,770.00	.000	05/15/2021	50,000.00	2.282	988
912833LDO	218579	2000	US TREASURY STRIP	07/31/2014	43,111.00	.000	05/15/2021	50,000.00	2.195	988
912833LDO	222623	2000	US TREASURY STRIP	05/21/2015	223,615.00	.000	05/15/2021	250,000.00	1.873	988
912833LDO	226886	2000	US TREASURY STRI ZERO-% 5	05/26/2016	111,685.20	.000	05/15/2021	120,000.00	1.450	988
912833LDO	227313	2000	US TREASURY STRI ZERO-% 5	07/15/2016	47,474.50	.000	05/15/2021	50,000.00	1.075	988
912833LDO	227497	2000	US TREASURY STRI ZERO-% 5	07/29/2016	37,859.60	.000	05/15/2021	40,000.00	1.150	988
912833LDO	227668	2000	US TREASURY STRI ZERO-% 5	08/12/2016	94,623.00	.000	05/15/2021	100,000.00	1.165	988
912833LDO	231303	2000	S 0 05-15-21	05/11/2017	37,187.60	.000	05/15/2021	40,000.00	1.826	988
912833LDO	231585	2000	S 0 05-15-21	06/02/2017	37,412.00	.000	05/15/2021	40,000.00	1.700	988
9128284P2	236992	1020	T 2 5-8 05-15-21	06/08/2018	14,987,109.38	2.625	05/15/2021	15,000,000.00	2.655	988
912833LDO	237030	2000	S 0 05-15-21	06/14/2018	37,020.40	.000	05/15/2021	40,000.00	2.670	988
912833LDO	237315	2000	S 0 05-15-21	07/06/2018	37,113.20	.000	05/15/2021	40,000.00	2.638	988
912833LDO	237408	2000	S 0 05-15-21	07/12/2018	37,084.40	.000	05/15/2021	40,000.00	2.680	988
166764BG4	229491	1030	CVX 2.1 05-16-21	02/09/2017	12,151,448.20	2.100	05/16/2021	12,245,000.00	2.288	989
3133EGAH8	229188	1010	FFCB 1.55 05-17-21	01/18/2017	9,875,000.00	1.550	05/17/2021	10,000,000.00	1.852	990
3130A9X48	228462	1010	FHLB MULTI STEP 2.000 5-18-	11/18/2016	14,996,250.00	2.000	05/18/2021	15,000,000.00	2.009	991
458140AW0	226807	1030	INTEL CORP 1.700 5-19-21	05/19/2016	9,988,500.00	1.700	05/19/2021	10,000,000.00	1.724	992
91159HHA1	230386	1030	USB 4 1-8 05-24-21 MTN	04/19/2017	10,746,700.00	4.125	05/24/2021	10,000,000.00	2.208	997
912828R77	227129	1020	US TREASURY NOTE 1.375 5-3	06/24/2016	15,112,500.00	1.375	05/31/2021	15,000,000.00	1.218	1004
912828R77	229027	1020	T 1 3-8 05-31-21	12/30/2016	14,671,875.00	1.375	05/31/2021	15,000,000.00	1.893	1004
912828S27	227261	1020	US TREASURY NOTE 1.125 6-3	07/08/2016	15,123,046.88	1.125	06/30/2021	15,000,000.00	.956	1034
912828S27	228259	1020	US TREASURY NOTE 1.125 6-3	10/11/2016	14,886,328.13	1.125	06/30/2021	15,000,000.00	1.291	1034
912828S27	233562	1020	T 1 1-8 06-30-21	09/01/2017	14,748,046.88	1.125	06/30/2021	15,000,000.00	1.579	1034
02665WBF7	227542	1030	AMERICAN HONDA F 1.650 7-	08/01/2016	8,493,051.75	1.650	07/12/2021	8,475,000.00	1.605	1046
912828Y20	237686	1020	T 2 5-8 07-15-21	08/02/2018	9,955,859.38	2.625	07/15/2021	10,000,000.00	2.782	1049
3136G3D93	227329	1010	FNMA MULTI STEP .625 7-20-	07/20/2016	15,000,000.00	1.600	07/20/2021	15,000,000.00	1.600	1054
3136G3D77	227330	1010	FNMA MULTI STEP 1.625 7-20	07/20/2016	15,000,000.00	1.625	07/20/2021	15,000,000.00	1.625	1054
949746SA0	227443	1030	WELLS FARGO & CO 2.100 7-2	07/26/2016	5,005,000.00	2.100	07/26/2021	5,000,000.00	2.079	1060



Run Date: 9/4/2018 1:27:29 PM

Investments Outstanding As Of Date: 8/31/2018

INVENTORY BY MATURITY REPORT

CUSIP	Investment #	Fund	Issuer	Purchase Date	Current Book	Current Rate	Maturity Date	Current Par	YTM	Days to Maturity
3136G3XZ3	227239	1010	FNMA DEBENTURE 1.500 7-28	07/28/2016	15,000,000.00	1.500	07/28/2021	15,000,000.00	1.500	1062
3134GSSL0	237483	1010	FHLMC 2 1-2 07-30-21 0000	07/30/2018	15,000,000.00	2.500	07/30/2021	15,000,000.00	2.500	1064
912828S76	227654	1020	US TREASURY NOTE 1.125 7-3	08/09/2016	14,995,898.44	1.125	07/31/2021	15,000,000.00	1.131	1065
912828S76	229079	1020	T 1 1-8 07-31-21	01/09/2017	19,359,375.00	1.125	07/31/2021	20,000,000.00	1.861	1065
594918BP8	227710	1030	MICROSOFT CORP 1.550 8-08-	08/16/2016	10,022,000.00	1.550	08/08/2021	10,000,000.00	1.504	1073
3134G94E4	227529	1010	FHLMC DEBENTURE 1.500 8-1	08/10/2016	10,000,000.00	1.500	08/10/2021	10,000,000.00	1.500	1075
912833LE8	178333	2000	US TREASURY STRIP	10/04/2006	24,277.50	.000	08/15/2021	50,000.00	4.920	1080
912833LE8	178587	2000	US TREASURY STRIP	10/26/2006	65,704.56	.000	08/15/2021	138,000.00	5.076	1080
912833LE8	178997	2000	US TREASURY STRIP	11/28/2006	24,808.50	.000	08/15/2021	50,000.00	4.820	1080
912833LE8	182221	2000	US TREASURY STRIP	08/28/2007	49,631.00	.000	08/15/2021	100,000.00	5.080	1080
912833LE8	182757	2000	US TREASURY STRIP	10/05/2007	50,705.00	.000	08/15/2021	100,000.00	4.960	1080
912833LE8	188068	2000	US TREASURY STRIP	09/15/2008	29,050.00	.000	08/15/2021	50,000.00	4.249	1080
912833LE8	188163	2010	US TREASURY STRIP	09/22/2008	339,684.48	.000	08/15/2021	576,000.00	4.137	1080
912833LE8	193254	2000	US TREASURY STRIP	08/18/2009	58,879.25	.000	08/15/2021	100,000.00	4.466	1080
912833LE8	199561	2000	US TREASURY STRIP	08/13/2010	34,594.00	.000	08/15/2021	50,000.00	3.375	1080
912833LE8	200624	2000	US TREASURY STRIP	09/24/2010	71,034.00	.000	08/15/2021	100,000.00	3.165	1080
912833LE8	207491	2000	US TREASURY STRIP	09/23/2011	40,528.50	.000	08/15/2021	50,000.00	2.134	1080
912833LE8	207861	2000	US TREASURY STRIP	10/31/2011	79,323.00	.000	08/15/2021	100,000.00	2.380	1080
912833LE8	207914	2000	US TREASURY STRIP	11/03/2011	39,611.50	.000	08/15/2021	50,000.00	2.395	1080
912833LE8	211240	2000	US TREASURY STRIP	08/17/2012	43,207.00	.000	08/15/2021	50,000.00	1.630	1080
912833LE8	211300	2000	US TREASURY STRIP	08/22/2012	85,578.00	.000	08/15/2021	100,000.00	1.742	1080
912833LE8	215295	2000	US TREASURY STRIP	08/16/2013	41,120.00	.000	08/15/2021	50,000.00	2.460	1080
912833LE8	215618	2000	US TREASURY STRIP	09/26/2013	41,365.50	.000	08/15/2021	50,000.00	2.419	1080
912833LE8	215882	2000	US TREASURY STRIP	11/01/2013	84,203.00	.000	08/15/2021	100,000.00	2.220	1080
912833LE8	218837	2000	US TREASURY STRIP	08/28/2014	344,292.00	.000	08/15/2021	400,000.00	2.165	1080
912833LE8	219029	2000	US TREASURY STRIP	09/18/2014	85,300.00	.000	08/15/2021	100,000.00	2.315	1080
912833LE8	219289	2000	US TREASURY STRIP	10/17/2014	35,012.00	.000	08/15/2021	40,000.00	1.960	1080
912833LE8	224321	2000	USTREASURYSTRIP	10/08/2015	90,856.00	.000	08/15/2021	100,000.00	1.645	1080
912833LE8	224483	2000	USTREASURYSTRIP	10/22/2015	90,730.00	.000	08/15/2021	100,000.00	1.680	1080
912833LE8	224552	2000	USTREASURYSTRIP	10/29/2015	36,226.00	.000	08/15/2021	40,000.00	1.717	1080
912833LE8	228089	2000	US TREASURY STRI ZERO-% 8	09/23/2016	47,019.00	.000	08/15/2021	50,000.00	1.260	1080
912833LE8	228285	2000	US TREASURY STRI ZERO-% 8	10/14/2016	234,192.50	.000	08/15/2021	250,000.00	1.355	1080
46623EKG3	228712	1030	JP MORGAN CHASE & CO	11/28/2016	7,971,163.20	2.295	08/15/2021	8,085,000.00	2.614	1080



Run Date: 9/4/2018 1:27:29 PM

Investments Outstanding As Of Date: 8/31/2018

INVENTORY BY MATURITY REPORT

CUSIP	Investment #	Fund	Issuer	Purchase Date	Current Book	Current Rate	Maturity Date	Current Par	YTM	Days to Maturity
912833LE8	234128	2000	S 0 08-15-21	10/26/2017	37,293.60	.000	08/15/2021	40,000.00	1.850	1080
912833LE8	234152	2000	S 0 08-15-21	10/26/2017	46,634.50	.000	08/15/2021	50,000.00	1.840	1080
912833LE8	234187	2000	S 0 08-15-21	10/27/2017	23,309.75	.000	08/15/2021	25,000.00	1.850	1080
912833LE8	237890	2000	S 0 08-15-21	08/23/2018	110,886.00	.000	08/15/2021	120,000.00	2.670	1080
912833LE8	237917	2000	S 0 08-15-21	08/23/2018	36,972.80	.000	08/15/2021	40,000.00	2.660	1080
912833LE8	237930	2000	S 0 08-15-21	08/23/2018	231,005.00	.000	08/15/2021	250,000.00	2.671	1080
3134GACC6	227687	1010	FHLMC MULTI STEP .600 8-23-	08/23/2016	15,000,000.00	1.770	08/23/2021	15,000,000.00	1.770	1088
3130A9B34	227877	1010	FHLB MULTI STEP .750 8-24-2	09/08/2016	15,000,000.00	1.620	08/24/2021	15,000,000.00	1.620	1089
9128282F6	227998	1020	US TREASURY NOTE 1.125 8-3	09/13/2016	14,932,031.25	1.125	08/31/2021	15,000,000.00	1.219	1096
9128282F6	233563	1020	T 1 1-8 08-31-21	09/01/2017	14,724,609.38	1.125	08/31/2021	15,000,000.00	1.601	1096
191216BY5	227911	1030	COCA COLA COMPAN 1.550 9-	09/02/2016	5,005,500.00	1.550	09/01/2021	5,000,000.00	1.527	1097
02665WBG5	227974	1030	AMERICAN HONDA F 1.700 9-	09/12/2016	10,001,400.00	1.700	09/09/2021	10,000,000.00	1.697	1105
3130ACF33	234123	1010	FHLB 1 7-8 09-13-21	10/24/2017	9,946,000.00	1.875	09/13/2021	10,000,000.00	2.020	1109
3134A4BU7	178679	2000	FHLMC STRIP	10/31/2006	3,050,379.20	.000	09/15/2021	6,590,000.00	5.247	1111
3134A4BU7	178682	2000	FHLMC STRIP	10/31/2006	192,822.21	.000	09/15/2021	421,000.00	5.320	1111
88579YAU5	228041	1030	3 M CO 1.625 9-19-21	09/20/2016	7,035,700.00	1.625	09/19/2021	7,000,000.00	1.519	1115
3130A9H61	228005	1010	FHLB MULTI STEP 2.000 9-29-	09/29/2016	15,000,000.00	2.000	09/29/2021	15,000,000.00	2.000	1125
912828T34	228217	1020	US TREASURY NOTE 1.125 9-3	10/05/2016	14,950,781.25	1.125	09/30/2021	15,000,000.00	1.193	1126
912828T34	228247	1020	US TREASURY NOTE 1.125 9-3	10/07/2016	9,933,593.75	1.125	09/30/2021	10,000,000.00	1.263	1126
458140AJ9	228372	1030	INTEL CORP 3.300 10-01-21	10/24/2016	5,681,004.16	3.300	10/01/2021	5,288,000.00	1.723	1127
3133EHQM8	233458	1010	FFCB 1.95 10-05-21	08/23/2017	10,000,000.00	1.950	10/05/2021	10,000,000.00	1.950	1131
713448DL9	228221	1030	PEPSICO INC 1.700 10-06-21	10/07/2016	9,992,400.00	1.700	10/06/2021	10,000,000.00	1.716	1132
713448DL9	229858	1030	PEP 1.7 10-06-21	03/10/2017	6,796,230.00	1.700	10/06/2021	7,000,000.00	2.375	1132
3135GOQ89	228353	1010	FNMA DEBENTURE 1.375 10-0	10/19/2016	9,979,000.00	1.375	10/07/2021	10,000,000.00	1.419	1133
3135GOQ89	228730	1010	FNMA DEBENTURE	11/25/2016	4,869,375.00	1.375	10/07/2021	5,000,000.00	1.940	1133
3134GBQ70	233959	1010	FHLMC 2 10-12-21 0000	10/12/2017	4,998,600.00	2.000	10/12/2021	5,000,000.00	2.007	1138
36962G5J9	231787	1030	GE 4.65 10-17-21 MTN	06/23/2017	11,069,500.00	4.650	10/17/2021	10,000,000.00	2.048	1143
3130ACLN2	233941	1010	FHLB 2 10-26-21 0002	10/26/2017	5,000,000.00	2.000	10/26/2021	5,000,000.00	2.000	1152
912828T67	228446	1020	US TREASURY NOTE 1.250 10-	10/31/2016	9,967,968.75	1.250	10/31/2021	10,000,000.00	1.316	1157
912828T67	228604	1020	US TREASURY NOTE 1.250 10-	11/10/2016	9,888,671.88	1.250	10/31/2021	10,000,000.00	1.483	1157
912828T67	228898	1020	T 1 1-4 10-31-21	12/19/2016	9,622,656.25	1.250	10/31/2021	10,000,000.00	2.069	1157
459200HA2	231391	1030	IBM 2.9 11-01-21	05/18/2017	5,146,600.00	2.900	11/01/2021	5,000,000.00	2.205	1158
3133EHN58	234246	1010	FFCB 2.14 11-01-21	11/01/2017	5,000,000.00	2.140	11/01/2021	5,000,000.00	2.140	1158



Run Date: 9/4/2018 1:27:29 PM

Investments Outstanding As Of Date: 8/31/2018

INVENTORY BY MATURITY REPORT

CUSIP	Investment #	Fund	Issuer	Purchase Date	Current Book	Current Rate	Maturity Date	Current Par	YTM	Days to Maturity
742718EQ8	228540	1030	PROCTER & GAMBLE 1.700 11	11/08/2016	5,015,250.00	1.700	11/03/2021	5,000,000.00	1.636	1160
742718EQ8	228769	1030	PG 1.7 11-03-21	12/02/2016	1,509,939.20	1.700	11/03/2021	1,532,000.00	2.009	1160
3134GBJV5	231215	1010	FHLMC 1 1-4 11-10-21	05/10/2017	4,996,000.00	2.350	11/10/2021	5,000,000.00	2.374	1167
912833LF5	179295	2000	US TREASURY STRIP	12/18/2006	122,757.50	.000	11/15/2021	250,000.00	4.828	1172
912833LF5	179701	2000	US TREASURY STRIP	01/31/2007	70,956.00	.000	11/15/2021	150,000.00	5.127	1172
912833LF5	183731	2000	US TREASURY STRIP	12/05/2007	26,815.00	.000	11/15/2021	50,000.00	4.518	1172
912833LF5	183938	2000	US TREASURY STRIP	12/19/2007	51,285.00	.000	11/15/2021	100,000.00	4.860	1172
912833LF5	184228	2000	US TREASURY STRIP	01/10/2008	80,970.00	.000	11/15/2021	150,000.00	4.503	1172
912833LF5	189215	2000	US TREASURY STRIP	11/21/2008	54,777.00	.000	11/15/2021	100,000.00	4.690	1172
912833LF5	189261	2000	US TREASURY STRIP	11/21/2008	2,900.00	.000	11/15/2021	5,000.00	4.240	1172
912833LF5	189960	2000	US TREASURY STRIP	01/12/2009	156,332.50	.000	11/15/2021	250,000.00	3.690	1172
912833LF5	190248	2000	US TREASURY STRIP	02/04/2009	59,801.00	.000	11/15/2021	100,000.00	4.065	1172
912833LF5	194194	2000	US TREASURY STRIP	11/24/2009	61,591.00	.000	11/15/2021	100,000.00	4.088	1172
912833LF5	194727	2000	US TREASURY STRIP	01/28/2010	30,544.50	.000	11/15/2021	50,000.00	4.222	1172
912833LF5	201933	2000	US TREASURY STRIP	11/17/2010	35,344.50	.000	11/15/2021	50,000.00	3.180	1172
912833LF5	202148	2000	US TREASURY STRIP	11/24/2010	34,551.00	.000	11/15/2021	50,000.00	3.396	1172
912833LF5	203388	2000	US TREASURY STRIP	01/31/2011	66,261.00	.000	11/15/2021	100,000.00	3.852	1172
912833LF5	212190	2000	US TREASURY STRIP	11/30/2012	130,705.50	.000	11/15/2021	150,000.00	1.543	1172
912833LF5	212320	2000	US TREASURY STRIP	12/13/2012	306,099.50	.000	11/15/2021	350,000.00	1.508	1172
912833LF5	212649	2000	US TREASURY STRIP	01/17/2013	42,963.00	.000	11/15/2021	50,000.00	1.726	1172
912833LF5	216069	2000	US TREASURY STRIP	11/21/2013	41,378.00	.000	11/15/2021	50,000.00	2.385	1172
912833LF5	216414	2000	US TREASURY STRIP	01/09/2014	80,998.00	.000	11/15/2021	100,000.00	2.703	1172
912833LF5	219691	2000	US TREASURY STRIP	11/20/2014	215,610.00	.000	11/15/2021	250,000.00	2.130	1172
912833LF5	220244	2000	US TREASURY STRIP	01/09/2015	44,316.00	.000	11/15/2021	50,000.00	1.770	1172
912833LF5	220346	2000	US TREASURY STRIP	01/20/2015	89,074.00	.000	11/15/2021	100,000.00	1.704	1172
912833LF5	220432	2000	US TREASURY STRIP	01/26/2015	89,728.00	.000	11/15/2021	100,000.00	1.600	1172
912833LF5	220453	2000	US TREASURY STRIP	01/26/2015	44,760.00	.000	11/15/2021	50,000.00	1.634	1172
912833LF5	220472	2000	US TREASURY STRIP	01/26/2015	35,842.80	.000	11/15/2021	40,000.00	1.620	1172
912833LF5	220501	2000	US TREASURY STRIP	01/27/2015	223,725.00	.000	11/15/2021	250,000.00	1.640	1172
912833LF5	220605	2000	US TREASURY STRIP	01/29/2015	222,852.50	.000	11/15/2021	250,000.00	1.699	1172
912833LF5	225020	2000	USTREASURYSTRIP	12/24/2015	222,765.00	.000	11/15/2021	250,000.00	1.967	1172
912833LF5	225341	2000	USTREASURYSTRIP	02/04/2016	91,102.00	.000	11/15/2021	100,000.00	1.620	1172
912833LF5	228570	2000	US TREASURY STRI ZERO-% 1	11/14/2016	16,781.58	.000	11/15/2021	18,000.00	1.406	1172



Run Date: 9/4/2018 1:27:29 PM

Investments Outstanding As Of Date: 8/31/2018

INVENTORY BY MATURITY REPORT

CUSIP	Investment #	Fund	Issuer	Purchase Date	Current Book	Current Rate	Maturity Date	Current Par	YTM	Days to Maturity
912833LF5	229105	2000	S 0 11-15-21	01/12/2017	18,194.00	.000	11/15/2021	20,000.00	1.965	1172
912833LF5	229107	2000	S 0 11-15-21	01/12/2017	18,194.00	.000	11/15/2021	20,000.00	1.965	1172
912833LF5	229270	2000	S 0 11-15-21	01/26/2017	227,652.50	.000	11/15/2021	250,000.00	1.960	1172
912833LF5	229396	2000	S 0 11-15-21	02/02/2017	36,386.40	.000	11/15/2021	40,000.00	1.990	1172
912833LF5	234356	2000	S 0 11-15-21	11/16/2017	92,573.00	.000	11/15/2021	100,000.00	1.940	1172
912833LF5	234929	2000	S 0 11-15-21	01/25/2018	36,612.40	.000	11/15/2021	40,000.00	2.340	1172
912833LF5	235054	2000	S 0 11-15-21	02/02/2018	36,590.00	.000	11/15/2021	40,000.00	2.370	1172
3130A9Y21	228535	1010	FHLB MULTI STEP COUPON B	11/30/2016	10,000,000.00	1.500	11/26/2021	10,000,000.00	1.500	1183
3130AABG2	228783	1010	FHLB 1 7-8 11-29-21	12/02/2016	4,967,300.00	1.875	11/29/2021	5,000,000.00	2.013	1186
912828U65	228720	1020	US TREASURY NOTE	11/30/2016	9,977,734.38	1.750	11/30/2021	10,000,000.00	1.797	1187
912828U65	228782	1020	T 1 3-4 11-30-21	12/02/2016	9,935,937.50	1.750	11/30/2021	10,000,000.00	1.885	1187
912828U65	233867	1020	T 1 3-4 11-30-21	10/03/2017	14,945,507.81	1.750	11/30/2021	15,000,000.00	1.841	1187
3133EHXM0	233586	1010	FFCB 1.93 12-06-21	09/06/2017	10,000,000.00	1.930	12/06/2021	10,000,000.00	1.930	1193
69353REY0	229228	1030	PNC 2.55 12-09-21 BKNT	01/24/2017	9,941,700.00	2.550	12/09/2021	10,000,000.00	2.678	1196
3130ACW59	234465	1010	FHLB 2.2 12-15-21	12/15/2017	10,000,000.00	2.200	12/15/2021	10,000,000.00	2.200	1202
3130AACT3	231392	1010	FHLB 1 1-2 12-28-21 0003	05/16/2017	5,000,000.00	1.500	12/28/2021	5,000,000.00	1.500	1215
3130AAET1	231687	1010	FHLB 2.05 12-29-21	06/13/2017	8,400,000.00	2.050	12/29/2021	8,400,000.00	2.050	1216
3134GBK68	233687	1010	FHLMC 2 12-29-21 0004	09/29/2017	10,000,000.00	2.000	12/29/2021	10,000,000.00	2.000	1216
912828U81	229026	1020	T 2 12-31-21	01/03/2017	10,011,718.75	2.000	12/31/2021	10,000,000.00	1.975	1218
912828U81	233008	1020	T 2 12-31-21	07/05/2017	15,080,859.38	2.000	12/31/2021	15,000,000.00	1.874	1218
31359YCK1	173956	2000	FNMA STRIP	12/13/2005	138,142.38	.000	01/15/2022	318,000.00	5.250	1233
3134A4MY7	178666	2000	FHLMC STRIP	10/30/2006	2,561,364.96	.000	01/15/2022	5,619,000.00	5.233	1233
91159HHP8	229284	1030	USB 2 5-8 01-24-22	01/26/2017	5,027,150.00	2.625	01/24/2022	5,000,000.00	2.509	1242
91159HHP8	229865	1030	USB 2 5-8 01-24-22	03/13/2017	4,984,300.00	2.625	01/24/2022	5,000,000.00	2.694	1242
3133EHGM9	230953	1010	FFCB 2.05 01-24-22	04/25/2017	6,793,948.00	2.050	01/24/2022	6,800,000.00	2.070	1242
3134GSRX5	237423	1010	FHLMC 3 01-26-22 0000	07/26/2018	10,000,000.00	3.000	01/26/2022	10,000,000.00	3.000	1244
459200JQ5	229351	1030	IBM 2 1-2 01-27-22	01/31/2017	9,995,300.00	2.500	01/27/2022	10,000,000.00	2.510	1245
912828H86	229805	1020	T 1 1-2 01-31-22	03/06/2017	9,740,625.00	1.500	01/31/2022	10,000,000.00	2.058	1249
084670BF4	230356	1030	BRK 3.4 01-31-22	04/17/2017	5,487,336.32	3.400	01/31/2022	5,216,000.00	2.247	1249
912828V72	233023	1020	T 1 7-8 01-31-22	07/06/2017	14,996,484.38	1.875	01/31/2022	15,000,000.00	1.880	1249
742718DY2	237500	1030	PG 2.3 02-06-22	07/18/2018	4,882,900.00	2.300	02/06/2022	5,000,000.00	3.000	1255
037833CM0	229502	1030	AAPL 2 1-2 02-09-22	02/10/2017	15,071,400.00	2.500	02/09/2022	15,000,000.00	2.398	1258
3130ABVN3	233153	1010	FHLB 2 02-09-22	08/09/2017	15,000,000.00	2.000	02/09/2022	15,000,000.00	2.000	1258



Run Date: 9/4/2018 1:27:29 PM

Investments Outstanding As Of Date: 8/31/2018

INVENTORY BY MATURITY REPORT

CUSIP	Investment #	Fund	Issuer	Purchase Date	Current Book	Current Rate	Maturity Date	Current Par	YTM	Days to Maturity
3133EHJF1	231881	1010	FFCB 2.14 02-11-22	06/28/2017	9,800,000.00	2.140	02/11/2022	9,800,000.00	2.140	1260
912833LG3	180369	2000	US TREASURY STRIP	04/03/2007	24,060.00	.000	02/15/2022	50,000.00	4.980	1264
912833LG3	180521	2000	US TREASURY STRIP	04/12/2007	47,349.00	.000	02/15/2022	100,000.00	5.100	1264
912833LG3	180737	2000	US TREASURY STRIP	04/30/2007	48,332.00	.000	02/15/2022	100,000.00	4.975	1264
912833LG3	184839	2000	US TREASURY STRIP	02/28/2008	5,212.86	.000	02/15/2022	10,000.00	4.720	1264
912833LG3	185229	2000	US TREASURY STRIP	03/27/2008	5,465.00	.000	02/15/2022	10,000.00	4.399	1264
912833LG3	185272	2000	US TREASURY STRIP	03/28/2008	27,138.00	.000	02/15/2022	50,000.00	4.450	1264
912833LG3	185598	2000	US TREASURY STRIP	04/16/2008	27,571.00	.000	02/15/2022	50,000.00	4.350	1264
912833LG3	185617	2000	US TREASURY STRIP	04/16/2008	5,510.00	.000	02/15/2022	10,000.00	4.356	1264
912833LG3	185884	2000	US TREASURY STRIP	04/28/2008	13,221.50	.000	02/15/2022	25,000.00	4.670	1264
912833LG3	190598	2000	US TREASURY STRIP	02/27/2009	30,269.00	.000	02/15/2022	50,000.00	3.908	1264
912833LG3	190829	2000	US TREASURY STRIP	03/20/2009	30,215.50	.000	02/15/2022	50,000.00	3.940	1264
912833LG3	190955	2000	US TREASURY STRIP	03/30/2009	61,343.00	.000	02/15/2022	100,000.00	3.830	1264
912833LG3	191121	2000	US TREASURY STRIP	04/13/2009	3,150.00	.000	02/15/2022	5,000.00	3.630	1264
912833LG3	191209	2000	US TREASURY STRIP	04/16/2009	30,285.00	.000	02/15/2022	50,000.00	3.945	1264
912833LG3	191859	2000	US TREASURY STRIP	04/24/2009	30,550.00	.000	02/15/2022	50,000.00	3.882	1264
912833LG3	194856	2000	US TREASURY STRIP	02/08/2010	59,477.00	.000	02/15/2022	100,000.00	4.370	1264
912833LG3	195182	2000	US TREASURY STRIP	03/03/2010	29,884.50	.000	02/15/2022	50,000.00	4.352	1264
912833LG3	195389	2000	US TREASURY STRIP	03/12/2010	59,529.00	.000	02/15/2022	100,000.00	4.395	1264
912833LG3	195858	2000	US TREASURY STRIP	04/08/2010	29,343.00	.000	02/15/2022	50,000.00	4.546	1264
912833LG3	196883	2000	US TREASURY STRIP	04/30/2010	30,279.50	.000	02/15/2022	50,000.00	4.298	1264
912833LG3	203857	2000	US TREASURY STRIP	02/28/2011	32,524.00	.000	02/15/2022	50,000.00	3.961	1264
912833LG3	204504	2000	US TREASURY STRIP	04/12/2011	64,668.00	.000	02/15/2022	100,000.00	4.060	1264
912833LG3	205417	2000	US TREASURY STRIP	05/05/2011	66,786.00	.000	02/15/2022	100,000.00	3.779	1264
912833LG3	208700	2000	US TREASURY STRIP	02/16/2012	40,576.00	.000	02/15/2022	50,000.00	2.100	1264
912833LG3	208871	2000	US TREASURY STRIP	03/05/2012	81,320.00	.000	02/15/2022	100,000.00	2.089	1264
912833LG3	209010	2000	US TREASURY STRIP	03/19/2012	39,357.00	.000	02/15/2022	50,000.00	2.430	1264
912833LG3	209135	2000	US TREASURY STRIP	04/05/2012	39,816.50	.000	02/15/2022	50,000.00	2.323	1264
912833LG3	209927	2000	US TREASURY STRIP	04/30/2012	40,591.00	.000	02/15/2022	50,000.00	2.140	1264
912833LG3	213284	2000	US TREASURY STRIP	03/25/2013	42,445.50	.000	02/15/2022	50,000.00	1.850	1264
912833LG3	213359	2000	US TREASURY STRIP	03/28/2013	85,091.00	.000	02/15/2022	100,000.00	1.825	1264
912833LG3	213436	2000	US TREASURY STRIP	04/04/2013	42,901.50	.000	02/15/2022	50,000.00	1.734	1264
912833LG3	213503	2000	US TREASURY STRIP	04/12/2013	86,609.00	.000	02/15/2022	100,000.00	1.632	1264



Run Date: 9/4/2018 1:27:29 PM

Investments Outstanding As Of Date: 8/31/2018

INVENTORY BY MATURITY REPORT

CUSIP	Investment #	Fund	Issuer	Purchase Date	Current Book	Current Rate	Maturity Date	Current Par	YTM	Days to Maturity
912833LG3	214254	2000	US TREASURY STRIP	05/02/2013	87,156.00	.000	02/15/2022	100,000.00	1.570	1264
912833LG3	216909	2000	US TREASURY STRIP	03/21/2014	205,575.00	.000	02/15/2022	250,000.00	2.490	1264
912833LG3	220874	2000	US TREASURY STRIP	02/13/2015	35,134.40	.000	02/15/2022	40,000.00	1.860	1264
912833LG3	222348	2000	US TREASURY STRIP	04/30/2015	35,533.60	.000	02/15/2022	40,000.00	1.750	1264
912833LG3	225730	2000	USTREASURYSTRI	03/17/2016	36,140.00	.000	02/15/2022	40,000.00	1.723	1264
912833LG3	225757	2000	USTREASURYSTRI	03/17/2016	16,491.79	.000	02/15/2022	18,250.00	1.720	1264
912833LG3	229650	2000	S 0 02-15-22	02/24/2017	46,982.52	.000	02/15/2022	52,000.00	2.050	1264
912833LG3	230016	2000	S 0 02-15-22	03/24/2017	361,420.00	.000	02/15/2022	400,000.00	2.082	1264
912833LG3	230130	2000	S 0 02-15-22	03/30/2017	226,605.00	.000	02/15/2022	250,000.00	2.023	1264
912833LG3	230235	2000	S 0 02-15-22	04/06/2017	45,476.50	.000	02/15/2022	50,000.00	1.960	1264
912833LG3	230352	2000	S 0 02-15-22	04/17/2017	36,463.60	.000	02/15/2022	40,000.00	1.925	1264
912833LG3	230987	2000	S 0 02-15-22	04/28/2017	228,192.50	.000	02/15/2022	250,000.00	1.910	1264
912833LG3	235196	2000	S 0 02-15-22	02/15/2018	36,244.40	.000	02/15/2022	40,000.00	2.480	1264
912833LG3	235365	2000	S 0 02-15-22	03/01/2018	36,222.40	.000	02/15/2022	40,000.00	2.520	1264
912833LG3	235386	2000	S 0 02-15-22	03/01/2018	36,188.80	.000	02/15/2022	40,000.00	2.544	1264
912833LG3	235450	2000	S 0 02-15-22	03/05/2018	180,598.00	.000	02/15/2022	200,000.00	2.600	1264
912833LG3	235523	2000	S 0 02-15-22	03/08/2018	36,214.80	.000	02/15/2022	40,000.00	2.538	1264
912833LG3	236305	2000	S 0 02-15-22	04/26/2018	36,036.40	.000	02/15/2022	40,000.00	2.760	1264
3130ABVW3	233278	1010	FHLB 2 02-16-22	08/16/2017	7,020,000.00	2.000	02/16/2022	7,020,000.00	2.000	1265
912828J43	229757	1020	T 1 3-4 02-28-22	03/02/2017	9,872,330.00	1.750	02/28/2022	10,000,000.00	2.020	1277
3134GBD74	233523	1010	FHLMC 2 02-28-22 0005	08/29/2017	7,000,000.00	2.000	02/28/2022	7,000,000.00	2.000	1277
3136G4LR2	233568	1010	FNMA 2.06 02-28-22	09/01/2017	10,035,100.00	2.060	02/28/2022	10,000,000.00	1.978	1277
3133EJEA3	235309	1010	FFCB 2.8 02-28-22	02/28/2018	5,000,000.00	2.800	02/28/2022	5,000,000.00	2.800	1277
478160CD4	229772	1030	JNJ 2 1-4 03-03-22	03/06/2017	9,974,600.00	2.250	03/03/2022	10,000,000.00	2.304	1280
3133EHYQ0	233615	1010	FFCB 1.95 03-14-22	09/14/2017	10,000,000.00	1.950	03/14/2022	10,000,000.00	1.950	1291
3133EHYQ0	234696	1010	FFCB 1.95 03-14-22	12/29/2017	4,931,250.00	1.950	03/14/2022	5,000,000.00	2.294	1291
3134A4BV5	178685	2000	FHLMC STRIP	10/31/2006	2,080,702.26	.000	03/15/2022	4,602,000.00	5.231	1292
3134GBJ45	233700	1010	FHLMC 2 03-29-22 0003	09/29/2017	9,998,000.00	2.000	03/29/2022	10,000,000.00	2.005	1306
912828W89	231009	1020	T 1 7-8 03-31-22	04/27/2017	10,007,031.25	1.875	03/31/2022	10,000,000.00	1.860	1308
912828W89	231248	1020	T 1 7-8 03-31-22	05/05/2017	10,000,000.00	1.875	03/31/2022	10,000,000.00	1.875	1308
912828J76	233314	1020	T 1 3-4 03-31-22	08/09/2017	19,959,375.00	1.750	03/31/2022	20,000,000.00	1.796	1308
46513XGT1	230154	1010	ISRAEL BOND	04/03/2017	7,500,000.00	3.500	04/01/2022	7,500,000.00	3.500	1309
46513XHT0	230155	1010	ISRAEL FLOATING RATE BOND	04/03/2017	7,500,000.00	2.788	04/01/2022	7,500,000.00	2.788	1309



Run Date: 9/4/2018 1:27:29 PM

Investments Outstanding As Of Date: 8/31/2018

INVENTORY BY MATURITY REPORT

CUSIP	Investment #	Fund	Issuer	Purchase Date	Current Book	Current Rate	Maturity Date	Current Par	YTM	Days to Maturity
46513XBT6	230156	1010	ISRAEL BOND	04/03/2017	10,000,000.00	3.200	04/01/2022	10,000,000.00	3.200	1309
3135G0T45	234649	1010	FNMA 1 7-8 04-05-22	12/26/2017	9,858,300.00	1.875	04/05/2022	10,000,000.00	2.224	1313
912828WZ9	233221	1020	T 1 3-4 04-30-22	07/27/2017	14,922,656.25	1.750	04/30/2022	15,000,000.00	1.863	1338
88059EHH0	178620	2000	TVA STRIP	10/25/2006	652,987.44	.000	05/01/2022	1,512,000.00	5.484	1339
88059EHH0	179128	2000	TVA STRIP	12/04/2006	330,466.68	.000	05/01/2022	718,000.00	5.100	1339
037833CQ1	231272	1030	AAPL 2.3 05-11-22	05/11/2017	4,997,650.00	2.300	05/11/2022	5,000,000.00	2.310	1349
458140BB5	235810	1030	INTC 2.35 05-11-22	04/06/2018	6,078,233.92	2.350	05/11/2022	6,224,000.00	2.961	1349
912833LH1	181168	2000	US TREASURY STRIP	05/31/2007	23,210.00	.000	05/15/2022	50,000.00	5.198	1353
912833LH1	181416	2000	US TREASURY STRIP	06/26/2007	22,522.00	.000	05/15/2022	50,000.00	5.430	1353
912833LH1	181557	2000	US TREASURY STRIP	07/06/2007	22,978.50	.000	05/15/2022	50,000.00	5.301	1353
912833LH1	181863	2000	US TREASURY STRIP	07/30/2007	46,659.00	.000	05/15/2022	100,000.00	5.220	1353
912833LH1	186335	2010	US TREASURY STRIP	05/22/2008	3,945,766.10	.000	05/15/2022	7,538,000.00	4.684	1353
912833LH1	186421	2000	US TREASURY STRIP	05/27/2008	26,382.50	.000	05/15/2022	50,000.00	4.630	1353
912833LH1	186666	2000	US TREASURY STRIP	06/09/2008	14,231.00	.000	05/15/2022	25,000.00	4.085	1353
912833LH1	187229	2000	US TREASURY STRIP	07/11/2008	5,315.50	.000	05/15/2022	10,000.00	4.617	1353
912833LH1	192217	2000	US TREASURY STRIP	05/13/2009	85,515.00	.000	05/15/2022	150,000.00	4.368	1353
912833LH1	193236	2000	US TREASURY STRIP	08/18/2009	28,103.67	.000	05/15/2022	50,000.00	4.573	1353
912833LH1	197101	2000	US TREASURY STRIP	05/11/2010	186,893.17	.000	05/15/2022	306,000.00	4.147	1353
912833LH1	197196	2000	US TREASURY STRIP	05/14/2010	15,253.25	.000	05/15/2022	25,000.00	4.159	1353
912833LH1	198376	2000	US TREASURY STRIP	06/30/2010	32,457.50	.000	05/15/2022	50,000.00	3.672	1353
912833LH1	198702	2000	US TREASURY STRIP	07/13/2010	64,500.00	.000	05/15/2022	100,000.00	3.738	1353
912833LH1	205476	2000	US TREASURY STRIP	05/09/2011	66,326.00	.000	05/15/2022	100,000.00	3.762	1353
912833LH1	206121	2000	US TREASURY STRIP	06/13/2011	68,827.00	.000	05/15/2022	100,000.00	3.450	1353
912833LH1	206333	2000	US TREASURY STRIP	06/23/2011	34,390.50	.000	05/15/2022	50,000.00	3.465	1353
912833LH1	206373	2000	US TREASURY STRIP	06/27/2011	34,353.50	.000	05/15/2022	50,000.00	3.479	1353
912833LH1	210180	2000	US TREASURY STRIP	05/16/2012	41,028.50	.000	05/15/2022	50,000.00	1.988	1353
912833LH1	210395	2000	US TREASURY STRIP	06/06/2012	42,642.00	.000	05/15/2022	50,000.00	1.608	1353
912833LH1	210601	2000	US TREASURY STRIP	06/25/2012	41,952.50	.000	05/15/2022	50,000.00	1.783	1353
912833LH1	214705	2000	US TREASURY STRIP	06/17/2013	41,361.50	.000	05/15/2022	50,000.00	2.140	1353
912833LH1	218184	2000	US TREASURY STRIP	06/26/2014	41,232.00	.000	05/15/2022	50,000.00	2.460	1353
912833LH1	218210	2000	US TREASURY STRIP	06/27/2014	41,138.50	.000	05/15/2022	50,000.00	2.490	1353
912833LH1	218580	2000	US TREASURY STRIP	07/31/2014	41,615.50	.000	05/15/2022	50,000.00	2.370	1353
912833LH1	222624	2000	US TREASURY STRIP	05/21/2015	217,085.00	.000	05/15/2022	250,000.00	2.032	1353



Run Date: 9/4/2018 1:27:29 PM

Investments Outstanding As Of Date: 8/31/2018

INVENTORY BY MATURITY REPORT

CUSIP	Investment #	Fund	Issuer	Purchase Date	Current Book	Current Rate	Maturity Date	Current Par	YTM	Days to Maturity
912833LH1	226887	2000	US TREASURY STRI ZERO-% 5	05/26/2016	109,060.80	.000	05/15/2022	120,000.00	1.608	1353
912833LH1	227314	2000	US TREASURY STRI ZERO-% 5	07/15/2016	46,507.50	.000	05/15/2022	50,000.00	1.245	1353
912833LH1	227498	2000	US TREASURY STRI ZERO-% 5	07/29/2016	37,063.20	.000	05/15/2022	40,000.00	1.320	1353
912833LH1	227669	2000	US TREASURY STRI ZERO-% 5	08/12/2016	92,731.00	.000	05/15/2022	100,000.00	1.315	1353
912833LH1	231304	2000	S 0 05-15-22	05/11/2017	36,169.60	.000	05/15/2022	40,000.00	2.019	1353
912833LH1	231587	2000	S 0 05-15-22	06/02/2017	36,460.80	.000	05/15/2022	40,000.00	1.880	1353
912833LH1	237031	2000	S 0 05-15-22	06/14/2018	35,912.40	.000	05/15/2022	40,000.00	2.770	1353
912833LH1	237316	2000	S 0 05-15-22	07/06/2018	36,041.20	.000	05/15/2022	40,000.00	2.719	1353
912833LH1	237405	2000	S 0 05-15-22	07/12/2018	36,029.60	.000	05/15/2022	40,000.00	2.739	1353
3134GBNA6	231332	1010	FHLMC 2.05 05-25-22 0000	05/25/2017	9,982,500.00	2.050	05/25/2022	10,000,000.00	2.087	1363
3134GB3D2	234331	1010	FHLMC 2.2 05-25-22	11/29/2017	10,000,000.00	2.200	05/25/2022	10,000,000.00	2.200	1363
191216CF5	235310	1030	KO 2.2 05-25-22	02/23/2018	2,437,625.00	2.200	05/25/2022	2,500,000.00	2.826	1363
912828XR6	231877	1020	T 1 3-4 05-31-22	06/28/2017	9,979,687.50	1.750	05/31/2022	10,000,000.00	1.793	1369
912828XR6	234073	1020	T 1 3-4 05-31-22	10/19/2017	9,910,156.25	1.750	05/31/2022	10,000,000.00	1.954	1369
88579YAF8	234396	1030	MMM 2 06-26-22 MTN	11/20/2017	987,320.00	2.000	06/26/2022	1,000,000.00	2.292	1395
3133EH4T7	234627	1010	FFCB 2.44 06-27-22	12/27/2017	10,000,000.00	2.440	06/27/2022	10,000,000.00	2.440	1396
3134GSAG0	234603	1010	FHLMC 2.35 06-28-22	12/28/2017	4,550,000.00	2.350	06/28/2022	4,550,000.00	2.350	1397
3134GSQV0	237147	1010	FHLMC 3 06-28-22 0001	06/28/2018	10,000,000.00	3.000	06/28/2022	10,000,000.00	3.000	1397
3134GSQV0	237292	1010	FHLMC 3 06-28-22 0001	06/29/2018	2,125,000.00	3.000	06/28/2022	2,125,000.00	3.000	1397
3134GBTS1	231702	1010	FHLMC 2 1-8 06-29-22	06/29/2017	6,250,000.00	2.125	06/29/2022	6,250,000.00	2.125	1398
3134GBTS1	231829	1010	FHLMC 2 1-8 06-29-22	06/29/2017	10,000,000.00	2.125	06/29/2022	10,000,000.00	2.125	1398
912828XW5	231908	1020	T 1 3-4 06-30-22	06/30/2017	9,959,375.00	1.750	06/30/2022	10,000,000.00	1.835	1399
912828XW5	233003	1020	T 1 3-4 06-30-22	07/05/2017	9,930,468.75	1.750	06/30/2022	10,000,000.00	1.897	1399
912828XW5	234770	1020	T 1 3-4 06-30-22	01/08/2018	19,599,218.75	1.750	06/30/2022	20,000,000.00	2.223	1399
9128282P4	233835	1020	T 1 7-8 07-31-22	09/28/2017	9,985,156.25	1.875	07/31/2022	10,000,000.00	1.907	1430
9128282P4	234096	1020	T 1 7-8 07-31-22	10/23/2017	9,942,968.75	1.875	07/31/2022	10,000,000.00	2.001	1430
9128282P4	235438	1020	T 1 7-8 07-31-22	03/01/2018	14,527,148.44	1.875	07/31/2022	15,000,000.00	2.635	1430
3134GSS55	237510	1010	FHLMC 3 08-10-22	08/10/2018	10,000,000.00	3.000	08/10/2022	10,000,000.00	3.000	1440
742718EU9	233340	1030	PG 2.15 08-11-22	08/15/2017	10,015,100.00	2.150	08/11/2022	10,000,000.00	2.118	1441
742718EU9	234675	1030	PG 2.15 08-11-22	12/29/2017	7,990,654.42	2.150	08/11/2022	8,081,000.00	2.407	1441
912833LJ7	178334	2000	US TREASURY STRIP	10/04/2006	23,197.50	.000	08/15/2022	50,000.00	4.900	1445
912833LJ7	178588	2000	US TREASURY STRIP	10/26/2006	62,540.22	.000	08/15/2022	138,000.00	5.071	1445
912833LJ7	178998	2000	US TREASURY STRIP	11/28/2006	23,720.00	.000	08/15/2022	50,000.00	4.802	1445



Run Date: 9/4/2018 1:27:29 PM

Investments Outstanding As Of Date: 8/31/2018

INVENTORY BY MATURITY REPORT

CUSIP	Investment #	Fund	Issuer	Purchase Date	Current Book	Current Rate	Maturity Date	Current Par	YTM	Days to Maturity
912833LJ7	182222	2000	US TREASURY STRIP	08/28/2007	47,341.00	.000	08/15/2022	100,000.00	5.060	1445
912833LJ7	182553	2000	US TREASURY STRIP	09/25/2007	47,020.00	.000	08/15/2022	100,000.00	5.133	1445
912833LJ7	182758	2000	US TREASURY STRIP	10/05/2007	48,316.00	.000	08/15/2022	100,000.00	4.955	1445
912833LJ7	188069	2000	US TREASURY STRIP	09/15/2008	27,700.00	.000	08/15/2022	50,000.00	4.289	1445
912833LJ7	188164	2010	US TREASURY STRIP	09/22/2008	324,547.20	.000	08/15/2022	576,000.00	4.171	1445
912833LJ7	193255	2000	US TREASURY STRIP	08/18/2009	55,853.25	.000	08/15/2022	100,000.00	4.534	1445
912833LJ7	199562	2000	US TREASURY STRIP	08/13/2010	32,907.50	.000	08/15/2022	50,000.00	3.515	1445
912833LJ7	200625	2000	US TREASURY STRIP	09/24/2010	67,660.00	.000	08/15/2022	100,000.00	3.313	1445
912833LJ7	207492	2000	US TREASURY STRIP	09/23/2011	38,898.50	.000	08/15/2022	50,000.00	2.318	1445
912833LJ7	207862	2000	US TREASURY STRIP	10/31/2011	76,036.00	.000	08/15/2022	100,000.00	2.555	1445
912833LJ7	207915	2000	US TREASURY STRIP	11/03/2011	37,998.00	.000	08/15/2022	50,000.00	2.562	1445
912833LJ7	211241	2000	US TREASURY STRIP	08/17/2012	41,780.50	.000	08/15/2022	50,000.00	1.805	1445
912833LJ7	211301	2000	US TREASURY STRIP	08/22/2012	82,580.00	.000	08/15/2022	100,000.00	1.927	1445
912833LJ7	215296	2000	US TREASURY STRIP	08/16/2013	39,420.00	.000	08/15/2022	50,000.00	2.660	1445
912833LJ7	215619	2000	US TREASURY STRIP	09/26/2013	39,489.50	.000	08/15/2022	50,000.00	2.673	1445
912833LJ7	215883	2000	US TREASURY STRIP	11/01/2013	80,560.00	.000	08/15/2022	100,000.00	2.475	1445
912833LJ7	218838	2000	US TREASURY STRIP	08/28/2014	332,868.00	.000	08/15/2022	400,000.00	2.320	1445
912833LJ7	219030	2000	US TREASURY STRIP	09/18/2014	82,300.00	.000	08/15/2022	100,000.00	2.479	1445
912833LJ7	219291	2000	US TREASURY STRIP	10/17/2014	33,925.60	.000	08/15/2022	40,000.00	2.115	1445
912833LJ7	224330	2000	USTREASURYSTRIP	10/08/2015	88,473.00	.000	08/15/2022	100,000.00	1.795	1445
912833LJ7	224484	2000	USTREASURYSTRIP	10/22/2015	88,325.00	.000	08/15/2022	100,000.00	1.830	1445
912833LJ7	224553	2000	USTREASURYSTRIP	10/29/2015	35,230.00	.000	08/15/2022	40,000.00	1.877	1445
912833LJ7	228090	2000	US TREASURY STRI ZERO-% 8	09/23/2016	46,053.00	.000	08/15/2022	50,000.00	1.400	1445
912833LJ7	228286	2000	US TREASURY STRI ZERO-% 8	10/14/2016	229,382.50	.000	08/15/2022	250,000.00	1.480	1445
912833LJ7	234129	2000	S 0 08-15-22	10/26/2017	36,300.80	.000	08/15/2022	40,000.00	2.030	1445
912833LJ7	234153	2000	S 0 08-15-22	10/26/2017	45,376.00	.000	08/15/2022	50,000.00	2.030	1445
912833LJ7	234188	2000	S 0 08-15-22	10/27/2017	22,678.50	.000	08/15/2022	25,000.00	2.040	1445
912833LJ7	237891	2000	S 0 08-15-22	08/23/2018	107,770.80	.000	08/15/2022	120,000.00	2.720	1445
912833LJ7	237918	2000	S 0 08-15-22	08/23/2018	35,923.60	.000	08/15/2022	40,000.00	2.720	1445
912833LJ7	237931	2000	S 0 08-15-22	08/23/2018	224,560.00	.000	08/15/2022	250,000.00	2.716	1445
3130AE5P1	236711	1010	FHLB 3 08-17-22	05/17/2018	7,498,125.00	3.000	08/17/2022	7,500,000.00	3.007	1447
3130ACBU7	233457	1010	FHLB 1.3 08-26-22	08/30/2017	15,000,000.00	2.350	08/26/2022	15,000,000.00	2.350	1456
9128282S8	233680	1020	T 1 5-8 08-31-22	09/15/2017	9,925,000.00	1.625	08/31/2022	10,000,000.00	1.784	1461



Run Date: 9/4/2018 1:27:29 PM

Investments Outstanding As Of Date: 8/31/2018

INVENTORY BY MATURITY REPORT

CUSIP	Investment #	Fund	Issuer	Purchase Date	Current Book	Current Rate	Maturity Date	Current Par	YTM	Days to Maturity
3130ACC51	233538	1010	FHLB 2.05 09-01-22	09/01/2017	10,000,000.00	2.050	09/01/2022	10,000,000.00	2.050	1462
3130ACCA0	233478	1010	FHLB 1.3 09-07-22	09/07/2017	15,000,000.00	2.340	09/07/2022	15,000,000.00	2.340	1468
44932HAC7	233601	1030	IBM 2.2 09-08-22	09/08/2017	5,007,950.00	2.200	09/08/2022	5,000,000.00	2.166	1469
44932HAC7	234330	1030	IBM 2.2 09-08-22	11/13/2017	4,940,050.00	2.200	09/08/2022	5,000,000.00	2.465	1469
89236TEC5	237425	1030	TOYOTA 2.15 09-08-22 MTN	07/12/2018	2,324,400.65	2.150	09/08/2022	2,431,000.00	3.287	1469
3134A4BW3	178619	2000	FHLMC STRIP	10/25/2006	928,044.36	.000	09/15/2022	2,166,000.00	5.406	1476
3130ACCY8	233585	1010	FHLB 2 09-15-22	09/15/2017	10,000,000.00	2.000	09/15/2022	10,000,000.00	2.000	1476
589331AT4	233710	1030	MRK 2.4 09-15-22	09/20/2017	5,895,810.80	2.400	09/15/2022	5,819,000.00	2.120	1476
589331AT4	234427	1030	MRK 2.4 09-15-22	11/24/2017	4,992,000.00	2.400	09/15/2022	5,000,000.00	2.435	1476
46625HJE1	234372	1030	JP MORGAN CHASE 3.25 09-23	11/15/2017	2,562,325.00	3.250	09/23/2022	2,500,000.00	2.698	1484
3134GBK84	233701	1010	FHLMC 2 09-27-22 0000	09/27/2017	12,600,000.00	2.000	09/27/2022	12,600,000.00	2.000	1488
3130ACET7	233650	1010	FHLB 1.3 09-29-22	09/29/2017	15,000,000.00	2.300	09/29/2022	15,000,000.00	2.300	1490
9128282W9	233872	1020	T 1 7-8 09-30-22	10/04/2017	9,970,312.50	1.875	09/30/2022	10,000,000.00	1.938	1491
912828L57	234010	1020	T 1 3-4 09-30-22	10/13/2017	9,901,562.50	1.750	09/30/2022	10,000,000.00	1.959	1491
9128282W9	234850	1020	T 1 7-8 09-30-22	01/19/2018	9,769,531.25	1.875	09/30/2022	10,000,000.00	2.397	1491
369604BD4	234405	1030	GE 2.7 10-09-22	11/20/2017	1,295,418.88	2.700	10/09/2022	1,288,000.00	2.573	1500
3130ACGF5	233713	1010	FHLB 1.3 10-12-22	10/12/2017	15,000,000.00	2.350	10/12/2022	15,000,000.00	2.350	1503
3130ACKG8	233907	1010	FHLB 2.2 10-24-22	10/24/2017	10,000,000.00	2.200	10/24/2022	10,000,000.00	2.200	1515
3130ACLM4	233922	1010	FHLB 1.3 10-25-22	10/25/2017	15,000,000.00	2.375	10/25/2022	15,000,000.00	2.375	1516
3134GBR20	233958	1010	FHLMC 2 10-26-22	10/26/2017	5,000,000.00	2.000	10/26/2022	5,000,000.00	2.000	1517
3130ACQ64	234124	1010	FHLB 2 10-26-22	10/30/2017	10,000,000.00	2.000	10/26/2022	10,000,000.00	2.000	1517
3134GBV66	234204	1010	FHLMC 2 1-4 10-26-22	10/30/2017	8,930,000.00	2.250	10/26/2022	8,930,000.00	2.250	1517
9128283C2	234382	1020	T 2 10-31-22	11/15/2017	9,971,093.75	2.000	10/31/2022	10,000,000.00	2.062	1522
9128283C2	234417	1020	T 2 10-31-22	11/21/2017	9,966,406.25	2.000	10/31/2022	10,000,000.00	2.072	1522
88059EHJ6	50860	2000	TVA STRIP	04/13/1998	3,264,977.32	.000	11/01/2022	14,828,000.00	6.260	1523
3134GBU26	234104	1010	FHLMC 2.3 11-03-22	11/03/2017	10,000,000.00	2.300	11/03/2022	10,000,000.00	2.300	1525
912833LK4	179296	2000	US TREASURY STRIP	12/18/2006	117,020.00	.000	11/15/2022	250,000.00	4.829	1537
912833LK4	183732	2000	US TREASURY STRIP	12/05/2007	25,535.00	.000	11/15/2022	50,000.00	4.547	1537
912833LK4	183939	2000	US TREASURY STRIP	12/19/2007	48,809.00	.000	11/15/2022	100,000.00	4.870	1537
912833LK4	184229	2000	US TREASURY STRIP	01/10/2008	77,070.00	.000	11/15/2022	150,000.00	4.536	1537
912833LK4	189216	2000	US TREASURY STRIP	11/21/2008	52,153.00	.000	11/15/2022	100,000.00	4.710	1537
912833LK4	189262	2000	US TREASURY STRIP	11/21/2008	2,850.00	.000	11/15/2022	5,000.00	4.061	1537
912833LK4	189961	2000	US TREASURY STRIP	01/12/2009	149,395.00	.000	11/15/2022	250,000.00	3.755	1537



Run Date: 9/4/2018 1:27:29 PM

Investments Outstanding As Of Date: 8/31/2018

INVENTORY BY MATURITY REPORT

CUSIP	Investment #	Fund	Issuer	Purchase Date	Current Book	Current Rate	Maturity Date	Current Par	YTM	Days to Maturity
912833LK4	190249	2000	US TREASURY STRIP	02/04/2009	56,864.00	.000	11/15/2022	100,000.00	4.140	1537
912833LK4	194195	2000	US TREASURY STRIP	11/24/2009	58,187.00	.000	11/15/2022	100,000.00	4.217	1537
912833LK4	194728	2000	US TREASURY STRIP	01/28/2010	28,850.50	.000	11/15/2022	50,000.00	4.344	1537
912833LK4	201934	2000	US TREASURY STRIP	11/17/2010	33,330.00	.000	11/15/2022	50,000.00	3.410	1537
912833LK4	202149	2000	US TREASURY STRIP	11/24/2010	32,553.00	.000	11/15/2022	50,000.00	3.616	1537
912833LK4	203389	2000	US TREASURY STRIP	01/31/2011	62,330.00	.000	11/15/2022	100,000.00	4.051	1537
912833LK4	212191	2000	US TREASURY STRIP	11/30/2012	126,030.00	.000	11/15/2022	150,000.00	1.756	1537
912833LK4	212335	2000	US TREASURY STRIP	12/13/2012	295,326.50	.000	11/15/2022	350,000.00	1.719	1537
912833LK4	212650	2000	US TREASURY STRIP	01/17/2013	41,372.00	.000	11/15/2022	50,000.00	1.937	1537
912833LK4	216070	2000	US TREASURY STRIP	11/21/2013	39,487.00	.000	11/15/2022	50,000.00	2.645	1537
912833LK4	216415	2000	US TREASURY STRIP	01/09/2014	77,212.00	.000	11/15/2022	100,000.00	2.944	1537
912833LK4	219692	2000	US TREASURY STRIP	11/20/2014	208,682.50	.000	11/15/2022	250,000.00	2.275	1537
912833LK4	220245	2000	US TREASURY STRIP	01/09/2015	43,204.50	.000	11/15/2022	50,000.00	1.870	1537
912833LK4	220347	2000	US TREASURY STRIP	01/20/2015	86,821.00	.000	11/15/2022	100,000.00	1.816	1537
912833LK4	220433	2000	US TREASURY STRIP	01/26/2015	87,629.00	.000	11/15/2022	100,000.00	1.700	1537
912833LK4	220454	2000	US TREASURY STRIP	01/26/2015	43,755.00	.000	11/15/2022	50,000.00	1.718	1537
912833LK4	220473	2000	US TREASURY STRIP	01/26/2015	35,002.80	.000	11/15/2022	40,000.00	1.718	1537
912833LK4	220502	2000	US TREASURY STRIP	01/27/2015	218,745.00	.000	11/15/2022	250,000.00	1.720	1537
912833LK4	220606	2000	US TREASURY STRIP	01/29/2015	218,097.50	.000	11/15/2022	250,000.00	1.760	1537
912833LK4	225015	2000	USTREASURYSTRIP	12/24/2015	216,370.00	.000	11/15/2022	250,000.00	2.107	1537
912833LK4	225342	2000	USTREASURYSTRIP	02/04/2016	88,675.00	.000	11/15/2022	100,000.00	1.781	1537
912833LK4	228571	2000	US TREASURY STRI ZERO-% 1	11/14/2016	17,303.68	.000	11/15/2022	19,000.00	1.564	1537
912833LK4	229108	2000	S 0 11-15-22	01/12/2017	17,652.00	.000	11/15/2022	20,000.00	2.150	1537
912833LK4	229110	2000	S 0 11-15-22	01/12/2017	17,652.00	.000	11/15/2022	20,000.00	2.150	1537
912833LK4	229271	2000	S 0 11-15-22	01/26/2017	220,705.00	.000	11/15/2022	250,000.00	2.160	1537
912833LK4	229397	2000	S 0 11-15-22	02/02/2017	35,246.80	.000	11/15/2022	40,000.00	2.200	1537
912833LK4	234357	2000	S 0 11-15-22	11/16/2017	89,998.00	.000	11/15/2022	100,000.00	2.120	1537
912833LK4	234930	2000	S 0 11-15-22	01/25/2018	35,601.20	.000	11/15/2022	40,000.00	2.440	1537
912833LK4	235056	2000	S 0 11-15-22	02/02/2018	35,552.80	.000	11/15/2022	40,000.00	2.480	1537
19416OEO	237855	1030	CL 2 1-4 11-15-22 GMTN	08/20/2018	4,386,999.75	2.250	11/15/2022	4,515,000.00	2.967	1537
02665WCA7	237859	1030	HNDA 2.6 11-16-22 MTN	08/20/2018	1,785,005.28	2.600	11/16/2022	1,831,000.00	3.238	1538
02665WCA7	237868	1030	HNDA 2.6 11-16-22 MTN	08/21/2018	976,210.00	2.600	11/16/2022	1,000,000.00	3.204	1538
3130ACRA4	234255	1010	FHLB 1 1-2 11-22-22 0000	11/22/2017	15,000,000.00	2.625	11/22/2022	15,000,000.00	2.625	1544



Run Date: 9/4/2018 1:27:29 PM

Investments Outstanding As Of Date: 8/31/2018

INVENTORY BY MATURITY REPORT

CUSIP	Investment #	Fund	Issuer	Purchase Date	Current Book	Current Rate	Maturity Date	Current Par	YTM	Days to Maturity
3134GBY63	234261	1010	FHLMC 2.4 11-28-22	11/28/2017	5,000,000.00	2.400	11/28/2022	5,000,000.00	2.400	1550
14913Q2E8	235618	1030	CAT 2.55 11-29-22 MTN	03/14/2018	4,877,700.00	2.550	11/29/2022	5,000,000.00	3.112	1551
912828M80	234483	1020	T 2 11-30-22	12/01/2017	9,952,792.00	2.000	11/30/2022	10,000,000.00	2.100	1552
912828M80	234534	1020	T 2 11-30-22	12/11/2017	9,933,593.75	2.000	11/30/2022	10,000,000.00	2.142	1552
912828M80	234617	1020	T 2 11-30-22	12/20/2017	9,896,093.75	2.000	11/30/2022	10,000,000.00	2.223	1552
166764AB6	235349	1030	CVX 2.355 12-05-22	02/27/2018	4,867,050.00	2.355	12/05/2022	5,000,000.00	2.956	1557
166764AB6	235506	1030	CVX 2.355 12-05-22	03/07/2018	1,458,390.00	2.355	12/05/2022	1,500,000.00	2.986	1557
931142DU4	234520	1030	WMT 2.35 12-15-22	12/15/2017	4,986,200.00	2.350	12/15/2022	5,000,000.00	2.408	1567
458140AM2	234546	1030	INTC 2.7 12-15-22	12/15/2017	5,047,250.00	2.700	12/15/2022	5,000,000.00	2.498	1567
3134GB7M8	234522	1010	FHLMC 1.65 12-29-22	12/29/2017	15,000,000.00	2.770	12/29/2022	15,000,000.00	2.770	1581
3134GB7F3	234535	1010	FHLMC 2 1-2 12-29-22	12/29/2017	4,000,000.00	2.500	12/29/2022	4,000,000.00	2.500	1581
912828N30	234790	1020	T 2 1-8 12-31-22	01/10/2018	4,958,593.75	2.125	12/31/2022	5,000,000.00	2.302	1583
912828N30	234811	1020	T 2 1-8 12-31-22	01/16/2018	4,942,187.50	2.125	12/31/2022	5,000,000.00	2.374	1583
912828N30	234881	1020	T 2 1-8 12-31-22	01/22/2018	4,930,468.75	2.125	12/31/2022	5,000,000.00	2.425	1583
912828N30	236831	1020	T 2 1-8 12-31-22	05/18/2018	9,659,375.00	2.125	12/31/2022	10,000,000.00	2.918	1583
3134GSBJ3	234650	1010	FHLMC 1.65 1-12-23	01/12/2018	15,000,000.00	2.800	01/12/2023	15,000,000.00	2.800	1595
31359YCM7	173957	2000	FNMA STRIP	12/13/2005	130,752.99	.000	01/15/2023	317,000.00	5.250	1598
88059ENC4	179702	2000	TVA STRIP	01/31/2007	63,690.00	.000	01/15/2023	150,000.00	5.441	1598
3134GSCD5	234783	1010	FHLMC 2.55 01-30-23 0001	01/30/2018	10,000,000.00	2.550	01/30/2023	10,000,000.00	2.550	1613
3134GSRS6	237428	1010	FHLMC 3 01-30-23	07/30/2018	5,200,000.00	3.000	01/30/2023	5,200,000.00	3.000	1613
9128283U2	235035	1020	T 2 3-8 01-31-23	01/31/2018	4,978,125.00	2.375	01/31/2023	5,000,000.00	2.469	1614
9128283U2	235899	1020	T 2 3-8 01-31-23	04/17/2018	14,789,062.50	2.375	01/31/2023	15,000,000.00	2.689	1614
19416OEA4	235011	1030	CL 1.95 02-01-23 MTN	02/01/2018	9,647,400.00	1.950	02/01/2023	10,000,000.00	2.709	1615
46513YCC0	235139	1010	ISRAEL BOND	02/15/2018	10,000,000.00	3.640	02/01/2023	10,000,000.00	3.640	1615
46513YGQ5	235141	1010	ISRAEL BOND FLOATING RATE	02/15/2018	5,000,000.00	3.000	02/01/2023	5,000,000.00	3.000	1615
44932HAH6	235228	1030	IBM 3 02-06-23	02/15/2018	4,987,350.00	3.000	02/06/2023	5,000,000.00	3.055	1620
31358CZ90	143510	2000	FNMA STRIP	08/10/2000	471,386.65	.000	02/07/2023	2,135,000.00	6.830	1621
313490CK8	49399	2000	FED JUDICIARY	03/30/1998	716,040.00	.000	02/15/2023	3,400,000.00	6.362	1629
912833LL2	180370	2000	US TREASURY STRIP	04/03/2007	22,905.50	.000	02/15/2023	50,000.00	4.980	1629
912833LL2	180522	2000	US TREASURY STRIP	04/12/2007	45,059.00	.000	02/15/2023	100,000.00	5.095	1629
912833LL2	180738	2000	US TREASURY STRIP	04/30/2007	46,014.00	.000	02/15/2023	100,000.00	4.975	1629
912833LL2	184840	2000	US TREASURY STRIP	02/28/2008	4,939.02	.000	02/15/2023	10,000.00	4.770	1629
912833LL2	185230	2000	US TREASURY STRIP	03/27/2008	5,210.00	.000	02/15/2023	10,000.00	4.428	1629



Run Date: 9/4/2018 1:27:29 PM

Investments Outstanding As Of Date: 8/31/2018

INVENTORY BY MATURITY REPORT

CUSIP	Investment #	Fund	Issuer	Purchase Date	Current Book	Current Rate	Maturity Date	Current Par	YTM	Days to Maturity
912833LL2	185273	2000	US TREASURY STRIP	03/28/2008	25,818.50	.000	02/15/2023	50,000.00	4.490	1629
912833LL2	185599	2000	US TREASURY STRIP	04/16/2008	26,218.00	.000	02/15/2023	50,000.00	4.400	1629
912833LL2	185618	2000	US TREASURY STRIP	04/16/2008	5,260.00	.000	02/15/2023	10,000.00	4.379	1629
912833LL2	185885	2000	US TREASURY STRIP	04/28/2008	12,570.50	.000	02/15/2023	25,000.00	4.700	1629
912833LL2	190599	2000	US TREASURY STRIP	02/27/2009	28,794.50	.000	02/15/2023	50,000.00	3.990	1629
912833LL2	190830	2000	US TREASURY STRIP	03/20/2009	28,901.50	.000	02/15/2023	50,000.00	3.980	1629
912833LL2	190956	2000	US TREASURY STRIP	03/30/2009	59,081.00	.000	02/15/2023	100,000.00	3.827	1629
912833LL2	191122	2000	US TREASURY STRIP	04/13/2009	3,000.00	.000	02/15/2023	5,000.00	3.725	1629
912803BB8	191213	2000	US TREASURY STRIP (P)	04/16/2009	29,076.50	.000	02/15/2023	50,000.00	3.957	1629
912803BB8	191860	2000	US TREASURY STRIP (P)	04/24/2009	29,230.00	.000	02/15/2023	50,000.00	3.925	1629
912833LL2	194858	2000	US TREASURY STRIP	02/08/2010	56,026.00	.000	02/15/2023	100,000.00	4.500	1629
912833LL2	195183	2000	US TREASURY STRIP	03/03/2010	28,166.50	.000	02/15/2023	50,000.00	4.479	1629
912833LL2	195390	2000	US TREASURY STRIP	03/12/2010	56,065.00	.000	02/15/2023	100,000.00	4.525	1629
912833LL2	195859	2000	US TREASURY STRIP	04/08/2010	27,596.50	.000	02/15/2023	50,000.00	4.677	1629
912833LL2	196884	2000	US TREASURY STRIP	04/30/2010	28,595.50	.000	02/15/2023	50,000.00	4.415	1629
912833LL2	203858	2000	US TREASURY STRIP	02/28/2011	30,677.50	.000	02/15/2023	50,000.00	4.125	1629
912833LL2	204505	2000	US TREASURY STRIP	04/12/2011	60,977.00	.000	02/15/2023	100,000.00	4.220	1629
912833LL2	205418	2000	US TREASURY STRIP	05/05/2011	63,064.00	.000	02/15/2023	100,000.00	3.952	1629
912833LL2	208701	2000	US TREASURY STRIP	02/16/2012	38,882.00	.000	02/15/2023	50,000.00	2.300	1629
912833LL2	208872	2000	US TREASURY STRIP	03/05/2012	78,016.00	.000	02/15/2023	100,000.00	2.281	1629
912833LL2	209011	2000	US TREASURY STRIP	03/19/2012	37,599.00	.000	02/15/2023	50,000.00	2.630	1629
912833LL2	209136	2000	US TREASURY STRIP	04/05/2012	38,044.00	.000	02/15/2023	50,000.00	2.532	1629
912833LL2	209928	2000	US TREASURY STRIP	04/30/2012	39,096.50	.000	02/15/2023	50,000.00	2.292	1629
912833LL2	213288	2000	US TREASURY STRIP	03/25/2013	40,822.50	.000	02/15/2023	50,000.00	2.060	1629
912833LL2	213360	2000	US TREASURY STRIP	03/28/2013	81,786.00	.000	02/15/2023	100,000.00	2.044	1629
912833LL2	213437	2000	US TREASURY STRIP	04/04/2013	41,317.50	.000	02/15/2023	50,000.00	1.942	1629
912833LL2	213504	2000	US TREASURY STRIP	04/12/2013	83,508.00	.000	02/15/2023	100,000.00	1.839	1629
912833LL2	214255	2000	US TREASURY STRIP	05/02/2013	84,236.00	.000	02/15/2023	100,000.00	1.760	1629
912833LL2	216910	2000	US TREASURY STRIP	03/21/2014	197,055.00	.000	02/15/2023	250,000.00	2.690	1629
912833LL2	220875	2000	US TREASURY STRIP	02/13/2015	34,244.80	.000	02/15/2023	40,000.00	1.950	1629
912833LL2	222349	2000	US TREASURY STRIP	04/30/2015	34,650.80	.000	02/15/2023	40,000.00	1.850	1629
912833LL2	225732	2000	USTREASURYSTRIP	03/17/2016	35,260.80	.000	02/15/2023	40,000.00	1.832	1629
912833LL2	225759	2000	USTREASURYSTRIP	03/17/2016	16,089.93	.000	02/15/2023	18,250.00	1.830	1629



Run Date: 9/4/2018 1:27:29 PM

Investments Outstanding As Of Date: 8/31/2018

INVENTORY BY MATURITY REPORT

CUSIP	Investment #	Fund	Issuer	Purchase Date	Current Book	Current Rate	Maturity Date	Current Par	YTM	Days to Maturity
912833LL2	229651	2000	S 0 02-15-23	02/24/2017	45,627.40	.000	02/15/2023	52,000.00	2.200	1629
912833LL2	230017	2000	S 0 02-15-23	03/24/2017	350,920.00	.000	02/15/2023	400,000.00	2.232	1629
912833LL2	230131	2000	S 0 02-15-23	03/30/2017	220,037.50	.000	02/15/2023	250,000.00	2.183	1629
912833LL2	230237	2000	S 0 02-15-23	04/06/2017	44,186.00	.000	02/15/2023	50,000.00	2.120	1629
912833LL2	230353	2000	S 0 02-15-23	04/17/2017	35,463.20	.000	02/15/2023	40,000.00	2.075	1629
912833LL2	230988	2000	S 0 02-15-23	04/28/2017	221,975.00	.000	02/15/2023	250,000.00	2.060	1629
912833LL2	235197	2000	S 0 02-15-23	02/15/2018	35,170.80	.000	02/15/2023	40,000.00	2.590	1629
912833LL2	235366	2000	S 0 02-15-23	03/01/2018	35,136.80	.000	02/15/2023	40,000.00	2.630	1629
912833LL2	235391	2000	S 0 02-15-23	03/01/2018	35,097.20	.000	02/15/2023	40,000.00	2.653	1629
912833LL2	235451	2000	S 0 02-15-23	03/05/2018	175,084.00	.000	02/15/2023	200,000.00	2.706	1629
912833LL2	235524	2000	S 0 02-15-23	03/08/2018	35,117.60	.000	02/15/2023	40,000.00	2.652	1629
912833LL2	236306	2000	S 0 02-15-23	04/26/2018	34,912.80	.000	02/15/2023	40,000.00	2.850	1629
24422ETG4	236246	1030	DE 2.8 03-06-23 MTN	04/23/2018	4,886,500.00	2.800	03/06/2023	5,000,000.00	3.308	1648
3134GSEJ0	235166	1010	FHLMC 3 03-15-23	03/15/2018	5,000,000.00	3.000	03/15/2023	5,000,000.00	3.000	1657
084670BR8	235499	1030	BRK 2 3-4 03-15-23	03/15/2018	4,940,550.00	2.750	03/15/2023	5,000,000.00	3.008	1657
084670BR8	235908	1030	BRK 2 3-4 03-15-23	04/19/2018	4,904,850.00	2.750	03/15/2023	5,000,000.00	3.172	1657
3134GSEQ4	236984	1010	FHLMC 3 03-15-23 0000	06/07/2018	9,953,900.00	3.000	03/15/2023	10,000,000.00	3.104	1657
3130ADTX0	235627	1010	FHLB 2 1-2 03-29-23	03/29/2018	7,000,000.00	2.500	03/29/2023	7,000,000.00	2.500	1671
9128284D9	235878	1020	T 2 1-2 03-31-23	04/13/2018	9,931,250.00	2.500	03/31/2023	10,000,000.00	2.649	1673
9128284D9	235907	1020	T 2 1-2 03-31-23	04/18/2018	9,911,718.75	2.500	03/31/2023	10,000,000.00	2.691	1673
9128284D9	236242	1020	T 2 1-2 03-31-23	04/20/2018	9,884,375.00	2.500	03/31/2023	10,000,000.00	2.751	1673
9128284D9	236444	1020	T 2 1-2 03-31-23	04/25/2018	4,922,265.63	2.500	03/31/2023	5,000,000.00	2.840	1673
191216AZ3	236670	1030	KO 2 1-2 04-01-23	05/03/2018	4,846,250.00	2.500	04/01/2023	5,000,000.00	3.181	1674
931142DH3	235789	1030	WMT 2.55 04-11-23	04/11/2018	5,866,045.50	2.550	04/11/2023	6,018,000.00	3.099	1684
3134GSJB2	235808	1010	FHLMC 2.1 04-19-23	04/19/2018	15,000,000.00	2.100	04/19/2023	15,000,000.00	2.100	1692
3134GSJL0	235861	1010	FHLMC 2 1-4 04-26-23	04/26/2018	5,000,000.00	2.250	04/26/2023	5,000,000.00	2.250	1699
3134GSJC0	235809	1010	FHLMC 3.05 04-27-23	04/27/2018	5,000,000.00	3.050	04/27/2023	5,000,000.00	3.050	1700
9128284L1	237508	1020	T 2 3-4 04-30-23	07/18/2018	9,999,609.38	2.750	04/30/2023	10,000,000.00	2.750	1703
19416QEC0	236538	1030	CL 2.1 05-01-23 MTN	05/02/2018	6,664,490.00	2.100	05/01/2023	7,000,000.00	3.144	1704
912833LN8	181169	2000	US TREASURY STRIP	05/31/2007	22,092.00	.000	05/15/2023	50,000.00	5.185	1718
912833LN8	181417	2000	US TREASURY STRIP	06/26/2007	21,380.50	.000	05/15/2023	50,000.00	5.420	1718
912833LN8	181558	2000	US TREASURY STRIP	07/06/2007	21,843.00	.000	05/15/2023	50,000.00	5.291	1718
912833LN8	181864	2000	US TREASURY STRIP	07/30/2007	44,452.00	.000	05/15/2023	100,000.00	5.200	1718



Run Date: 9/4/2018 1:27:29 PM

Investments Outstanding As Of Date: 8/31/2018

INVENTORY BY MATURITY REPORT

CUSIP	Investment #	Fund	Issuer	Purchase Date	Current Book	Current Rate	Maturity Date	Current Par	YTM	Days to Maturity
912833LN8	186336	2010	US TREASURY STRIP	05/22/2008	3,749,099.68	.000	05/15/2023	7,538,000.00	4.717	1718
912833LN8	186422	2000	US TREASURY STRIP	05/27/2008	25,055.00	.000	05/15/2023	50,000.00	4.670	1718
912833LN8	186667	2000	US TREASURY STRIP	06/09/2008	13,580.25	.000	05/15/2023	25,000.00	4.129	1718
912833LN8	187230	2000	US TREASURY STRIP	07/11/2008	5,062.10	.000	05/15/2023	10,000.00	4.639	1718
912833LN8	192218	2000	US TREASURY STRIP	05/13/2009	81,210.00	.000	05/15/2023	150,000.00	4.429	1718
912833LN8	193237	2000	US TREASURY STRIP	08/18/2009	26,764.00	.000	05/15/2023	50,000.00	4.600	1718
912833LN8	197102	2000	US TREASURY STRIP	05/11/2010	177,569.35	.000	05/15/2023	306,000.00	4.227	1718
912833LN8	197197	2000	US TREASURY STRIP	05/14/2010	14,466.00	.000	05/15/2023	25,000.00	4.252	1718
912833LN8	198377	2000	US TREASURY STRIP	06/30/2010	30,733.00	.000	05/15/2023	50,000.00	3.816	1718
912833LN8	198704	2000	US TREASURY STRIP	07/13/2010	61,200.00	.000	05/15/2023	100,000.00	3.861	1718
912833LN8	205477	2000	US TREASURY STRIP	05/09/2011	62,720.00	.000	05/15/2023	100,000.00	3.920	1718
912833LN8	206122	2000	US TREASURY STRIP	06/13/2011	64,973.00	.000	05/15/2023	100,000.00	3.650	1718
912833LN8	206332	2000	US TREASURY STRIP	06/23/2011	32,480.50	.000	05/15/2023	50,000.00	3.660	1718
912833LN8	206374	2000	US TREASURY STRIP	06/27/2011	32,419.50	.000	05/15/2023	50,000.00	3.679	1718
912833LN8	210181	2000	US TREASURY STRIP	05/16/2012	39,408.00	.000	05/15/2023	50,000.00	2.176	1718
912833LN8	210396	2000	US TREASURY STRIP	06/06/2012	41,171.50	.000	05/15/2023	50,000.00	1.784	1718
912833LN8	210602	2000	US TREASURY STRIP	06/25/2012	40,402.50	.000	05/15/2023	50,000.00	1.967	1718
912833LN8	214706	2000	US TREASURY STRIP	06/17/2013	39,743.50	.000	05/15/2023	50,000.00	2.330	1718
912833LN8	218185	2000	US TREASURY STRIP	06/26/2014	39,605.50	.000	05/15/2023	50,000.00	2.640	1718
912833LN8	218211	2000	US TREASURY STRIP	06/27/2014	39,528.50	.000	05/15/2023	50,000.00	2.663	1718
912833LN8	218581	2000	US TREASURY STRIP	07/31/2014	40,155.00	.000	05/15/2023	50,000.00	2.510	1718
912833LN8	222626	2000	US TREASURY STRIP	05/21/2015	210,577.50	.000	05/15/2023	250,000.00	2.161	1718
912833LN8	226888	2000	US TREASURY STRI ZERO-% 5	05/26/2016	106,412.40	.000	05/15/2023	120,000.00	1.732	1718
912833LN8	227315	2000	US TREASURY STRI ZERO-% 5	07/15/2016	45,576.50	.000	05/15/2023	50,000.00	1.360	1718
912833LN8	227499	2000	US TREASURY STRI ZERO-% 5	07/29/2016	36,246.80	.000	05/15/2023	40,000.00	1.455	1718
912833LN8	227670	2000	US TREASURY STRI ZERO-% 5	08/12/2016	90,637.00	.000	05/15/2023	100,000.00	1.460	1718
912833LN8	231305	2000	S 0 05-15-23	05/11/2017	35,162.40	.000	05/15/2023	40,000.00	2.156	1718
912833LN8	231589	2000	S 0 05-15-23	06/02/2017	35,522.00	.000	05/15/2023	40,000.00	2.005	1718
912833LN8	237032	2000	S 0 05-15-23	06/14/2018	34,819.60	.000	05/15/2023	40,000.00	2.840	1718
912833LN8	237317	2000	S 0 05-15-23	07/06/2018	34,985.20	.000	05/15/2023	40,000.00	2.776	1718
912833LN8	237406	2000	S 0 05-15-23	07/12/2018	35,001.60	.000	05/15/2023	40,000.00	2.776	1718
3134GSKR5	236247	1010	FHLMC 3 1-8 05-16-23 0000	05/16/2018	5,000,000.00	3.125	05/16/2023	5,000,000.00	3.125	1719
58933YAF2	236838	1030	MRK 2.8 05-18-23	05/22/2018	4,873,950.00	2.800	05/18/2023	5,000,000.00	3.353	1721



Run Date: 9/4/2018 1:27:29 PM

Investments Outstanding As Of Date: 8/31/2018

INVENTORY BY MATURITY REPORT

CUSIP	Investment #	Fund	Issuer	Purchase Date	Current Book	Current Rate	Maturity Date	Current Par	YTM	Days to Maturity
3134GSLC7	236452	1010	FHLMC 2 1-4 05-23-23	05/23/2018	15,000,000.00	2.250	05/23/2023	15,000,000.00	2.250	1726
3134GSKX2	236470	1010	FHLMC 3 05-24-23	05/30/2018	5,000,000.00	3.000	05/24/2023	5,000,000.00	3.000	1727
3134GSLZ6	236735	1010	FHLMC 3 05-30-23	05/30/2018	5,000,000.00	3.000	05/30/2023	5,000,000.00	3.000	1733
24422EUH0	236968	1030	DE 3.45 06-07-23 GMTN	06/07/2018	2,007,760.00	3.450	06/07/2023	2,000,000.00	3.365	1741
3130AEFF2	237416	1010	FHLB 3.18 06-12-23	07/10/2018	4,993,150.00	3.180	06/12/2023	5,000,000.00	3.210	1746
3130AEEJ5	236937	1010	FHLB 3.05 06-13-23	06/13/2018	10,000,000.00	3.050	06/13/2023	10,000,000.00	3.050	1747
166764AH3	237293	1030	CVX 3.191 06-24-23	06/29/2018	5,729,067.52	3.191	06/24/2023	5,753,000.00	3.282	1758
3134GSNU5	236938	1010	FHLMC 2 1-8 06-28-23	06/28/2018	10,000,000.00	2.125	06/28/2023	10,000,000.00	2.125	1762
912828S35	237509	1020	T 1 3-8 06-30-23	07/18/2018	9,362,500.00	1.375	06/30/2023	10,000,000.00	2.761	1764
9128284U1	237586	1020	T 2 5-8 06-30-23	07/25/2018	9,907,812.50	2.625	06/30/2023	10,000,000.00	2.826	1764
3134A4NB6	158997	2000	FHLMC STRIP	01/23/2003	1,006,230.00	.000	07/15/2023	3,400,000.00	6.035	1779
90331HNV1	237782	1030	USB 3.4 07-24-23 BKNT	08/10/2018	4,999,950.00	3.400	07/24/2023	5,000,000.00	3.400	1788
3133EJVF3	237573	1010	FFCB 3.28 07-25-23	07/25/2018	4,997,500.00	3.280	07/25/2023	5,000,000.00	3.291	1789
3133EJVF3	237614	1010	FFCB 3.28 07-25-23	07/26/2018	4,996,250.00	3.280	07/25/2023	5,000,000.00	3.296	1789
3134GSSG1	237636	1010	FHLMC 3.3 07-25-23	07/30/2018	9,990,000.00	3.300	07/25/2023	10,000,000.00	3.322	1789
31358C2A3	108978	2000	FNMA STRIP	06/28/1999	591,450.00	.000	08/07/2023	3,000,000.00	6.849	1802
912833LMO	178335	2000	US TREASURY STRIP	10/04/2006	22,029.00	.000	08/15/2023	50,000.00	4.920	1810
912833LMO	178589	2000	US TREASURY STRIP	10/26/2006	59,534.58	.000	08/15/2023	138,000.00	5.066	1810
912833LMO	178999	2000	US TREASURY STRIP	11/28/2006	22,591.50	.000	08/15/2023	50,000.00	4.810	1810
912833LMO	182223	2000	US TREASURY STRIP	08/28/2007	44,963.00	.000	08/15/2023	100,000.00	5.070	1810
912833LMO	182554	2000	US TREASURY STRIP	09/25/2007	44,750.00	.000	08/15/2023	100,000.00	5.125	1810
912833LMO	182759	2000	US TREASURY STRIP	10/05/2007	46,008.00	.000	08/15/2023	100,000.00	4.955	1810
912833LMO	188070	2000	US TREASURY STRIP	09/15/2008	26,175.00	.000	08/15/2023	50,000.00	4.387	1810
912833LMO	188165	2010	US TREASURY STRIP	09/22/2008	311,149.44	.000	08/15/2023	576,000.00	4.177	1810
912833LMO	193256	2000	US TREASURY STRIP	08/18/2009	53,283.25	.000	08/15/2023	100,000.00	4.550	1810
912833LMO	199563	2000	US TREASURY STRIP	08/13/2010	31,177.00	.000	08/15/2023	50,000.00	3.665	1810
912833LMO	200626	2000	US TREASURY STRIP	09/24/2010	64,220.00	.000	08/15/2023	100,000.00	3.465	1810
912833LMO	207493	2000	US TREASURY STRIP	09/23/2011	37,299.00	.000	08/15/2023	50,000.00	2.479	1810
912833LMO	207863	2000	US TREASURY STRIP	10/31/2011	72,805.00	.000	08/15/2023	100,000.00	2.710	1810
912833LMO	207916	2000	US TREASURY STRIP	11/03/2011	36,347.00	.000	08/15/2023	50,000.00	2.725	1810
912833LMO	211242	2000	US TREASURY STRIP	08/17/2012	40,209.00	.000	08/15/2023	50,000.00	1.992	1810
912833LMO	211302	2000	US TREASURY STRIP	08/22/2012	79,422.00	.000	08/15/2023	100,000.00	2.109	1810
912833LMO	215297	2000	US TREASURY STRIP	08/16/2013	37,531.00	.000	08/15/2023	50,000.00	2.890	1810



Run Date: 9/4/2018 1:27:29 PM

Investments Outstanding As Of Date: 8/31/2018

INVENTORY BY MATURITY REPORT

CUSIP	Investment #	Fund	Issuer	Purchase Date	Current Book	Current Rate	Maturity Date	Current Par	YTM	Days to Maturity
912833LMO	215620	2000	US TREASURY STRIP	09/26/2013	37,660.50	.000	08/15/2023	50,000.00	2.887	1810
912833LMO	215884	2000	US TREASURY STRIP	11/01/2013	77,061.00	.000	08/15/2023	100,000.00	2.680	1810
912833LMO	218839	2000	US TREASURY STRIP	08/28/2014	321,552.00	.000	08/15/2023	400,000.00	2.450	1810
912833LMO	219031	2000	US TREASURY STRIP	09/18/2014	79,200.00	.000	08/15/2023	100,000.00	2.635	1810
912833LMO	219292	2000	US TREASURY STRIP	10/17/2014	32,772.80	.000	08/15/2023	40,000.00	2.270	1810
912833LMO	224331	2000	USTREASURYSTRIP	10/08/2015	85,898.00	.000	08/15/2023	100,000.00	1.945	1810
912833LMO	224485	2000	USTREASURYSTRIP	10/22/2015	85,928.00	.000	08/15/2023	100,000.00	1.950	1810
912833LMO	224554	2000	USTREASURYSTRIP	10/29/2015	34,293.60	.000	08/15/2023	40,000.00	1.984	1810
912833LMO	228091	2000	US TREASURY STRI ZERO-% 8	09/23/2016	44,982.00	.000	08/15/2023	50,000.00	1.540	1810
912833LMO	228287	2000	US TREASURY STRI ZERO-% 8	10/14/2016	223,737.50	.000	08/15/2023	250,000.00	1.630	1810
912833LMO	234130	2000	S 0 08-15-23	10/26/2017	35,270.00	.000	08/15/2023	40,000.00	2.180	1810
912833LMO	234154	2000	S 0 08-15-23	10/26/2017	44,087.50	.000	08/15/2023	50,000.00	2.180	1810
912833LMO	234189	2000	S 0 08-15-23	10/27/2017	22,019.75	.000	08/15/2023	25,000.00	2.200	1810
912833LMO	237892	2000	S 0 08-15-23	08/23/2018	104,796.00	.000	08/15/2023	120,000.00	2.740	1810
912833LMO	237919	2000	S 0 08-15-23	08/23/2018	34,949.20	.000	08/15/2023	40,000.00	2.730	1810
912833LMO	237932	2000	S 0 08-15-23	08/23/2018	218,420.00	.000	08/15/2023	250,000.00	2.731	1810
742718EB1	238084	1030	PG 3.1 08-15-23	08/31/2018	3,778,926.00	3.100	08/15/2023	3,775,000.00	3.077	1810
3134GSUZ6	237840	1010	FHLMC 3.05 08-28-23	08/28/2018	10,000,000.00	3.050	08/28/2023	10,000,000.00	3.050	1823
88059EHL1	128969	2000	TVA STRIP	02/07/2000	470,668.03	.000	11/01/2023	2,401,000.00	6.986	1888
912833LP3	179297	2000	US TREASURY STRIP	12/18/2006	111,512.50	.000	11/15/2023	250,000.00	4.832	1902
912833LP3	179703	2000	US TREASURY STRIP	01/31/2007	64,126.50	.000	11/15/2023	150,000.00	5.127	1902
912833LP3	183733	2000	US TREASURY STRIP	12/05/2007	24,400.00	.000	11/15/2023	50,000.00	4.550	1902
912833LP3	183940	2000	US TREASURY STRIP	12/19/2007	46,516.00	.000	11/15/2023	100,000.00	4.870	1902
912833LP3	184230	2000	US TREASURY STRIP	01/10/2008	73,650.00	.000	11/15/2023	150,000.00	4.540	1902
912833LP3	189217	2000	US TREASURY STRIP	11/21/2008	50,589.00	.000	11/15/2023	100,000.00	4.600	1902
912833LP3	189263	2000	US TREASURY STRIP	11/21/2008	2,675.00	.000	11/15/2023	5,000.00	4.218	1902
912833LP3	189962	2000	US TREASURY STRIP	01/12/2009	143,260.00	.000	11/15/2023	250,000.00	3.787	1902
912833LP3	190250	2000	US TREASURY STRIP	02/04/2009	54,070.00	.000	11/15/2023	100,000.00	4.205	1902
912833LP3	194196	2000	US TREASURY STRIP	11/24/2009	55,012.00	.000	11/15/2023	100,000.00	4.322	1902
912833LP3	194729	2000	US TREASURY STRIP	01/28/2010	27,171.50	.000	11/15/2023	50,000.00	4.470	1902
912833LP3	201935	2000	US TREASURY STRIP	11/17/2010	31,369.50	.000	11/15/2023	50,000.00	3.620	1902
912833LP3	202150	2000	US TREASURY STRIP	11/24/2010	30,891.00	.000	11/15/2023	50,000.00	3.746	1902
912833LP3	203390	2000	US TREASURY STRIP	01/31/2011	58,735.00	.000	11/15/2023	100,000.00	4.205	1902



Run Date: 9/4/2018 1:27:29 PM

Investments Outstanding As Of Date: 8/31/2018

INVENTORY BY MATURITY REPORT

CUSIP	Investment #	Fund	Issuer	Purchase Date	Current Book	Current Rate	Maturity Date	Current Par	YTM	Days to Maturity
912833LP3	212192	2000	US TREASURY STRIP	11/30/2012	121,449.00	.000	11/15/2023	150,000.00	1.936	1902
912833LP3	212322	2000	US TREASURY STRIP	12/13/2012	284,469.50	.000	11/15/2023	350,000.00	1.907	1902
912833LP3	212651	2000	US TREASURY STRIP	01/17/2013	39,734.50	.000	11/15/2023	50,000.00	2.134	1902
912833LP3	216071	2000	US TREASURY STRIP	11/21/2013	37,675.50	.000	11/15/2023	50,000.00	2.855	1902
912833LP3	216416	2000	US TREASURY STRIP	01/09/2014	73,693.00	.000	11/15/2023	100,000.00	3.124	1902
912833LP3	219693	2000	US TREASURY STRIP	11/20/2014	201,742.50	.000	11/15/2023	250,000.00	2.401	1902
912833LP3	220246	2000	US TREASURY STRIP	01/09/2015	42,038.00	.000	11/15/2023	50,000.00	1.970	1902
912833LP3	220348	2000	US TREASURY STRIP	01/20/2015	84,363.00	.000	11/15/2023	100,000.00	1.938	1902
912833LP3	220434	2000	US TREASURY STRIP	01/26/2015	85,261.00	.000	11/15/2023	100,000.00	1.820	1902
912833LP3	220455	2000	US TREASURY STRIP	01/26/2015	42,547.00	.000	11/15/2023	50,000.00	1.842	1902
912833LP3	220474	2000	US TREASURY STRIP	01/26/2015	34,044.80	.000	11/15/2023	40,000.00	1.840	1902
912833LP3	220503	2000	US TREASURY STRIP	01/27/2015	212,790.00	.000	11/15/2023	250,000.00	1.840	1902
912833LP3	220607	2000	US TREASURY STRIP	01/29/2015	211,767.50	.000	11/15/2023	250,000.00	1.897	1902
912833LP3	225021	2000	USTREASURYSTRIP	12/24/2015	210,512.50	.000	11/15/2023	250,000.00	2.190	1902
912833LP3	225343	2000	USTREASURYSTRIP	02/04/2016	86,241.00	.000	11/15/2023	100,000.00	1.912	1902
912833LP3	228572	2000	US TREASURY STRI ZERO-% 1	11/14/2016	16,002.36	.000	11/15/2023	18,000.00	1.687	1902
912833LP3	229111	2000	S 0 11-15-23	01/12/2017	17,150.40	.000	11/15/2023	20,000.00	2.260	1902
912833LP3	229115	2000	S 0 11-15-23	01/12/2017	17,150.40	.000	11/15/2023	20,000.00	2.260	1902
912833LP3	229260	2000	S 0 11-15-23	01/26/2017	214,132.50	.000	11/15/2023	250,000.00	2.290	1902
912833LP3	229398	2000	S 0 11-15-23	02/02/2017	34,184.80	.000	11/15/2023	40,000.00	2.330	1902
912833LP3	234358	2000	S 0 11-15-23	11/16/2017	87,495.00	.000	11/15/2023	100,000.00	2.240	1902
912833LP3	234931	2000	S 0 11-15-23	01/25/2018	34,509.60	.000	11/15/2023	40,000.00	2.560	1902
912833LP3	235057	2000	S 0 11-15-23	02/02/2018	34,430.80	.000	11/15/2023	40,000.00	2.610	1902
31359YCP0	147429	2000	FNMA STRIP	03/07/2001	278,697.69	.000	01/15/2024	1,143,000.00	6.270	1963
31359YCP0	173958	2000	FNMA STRIP	12/13/2005	109,267.56	.000	01/15/2024	279,000.00	5.250	1963
31358C2B1	143509	2000	FNMA STRIP	08/10/2000	312,829.30	.000	02/07/2024	1,505,000.00	6.800	1986
313490CM4	49401	2000	FED JUDICIARY	03/30/1998	478,320.00	.000	02/15/2024	2,400,000.00	6.332	1994
912833LQ1	180371	2000	US TREASURY STRIP	04/03/2007	21,788.00	.000	02/15/2024	50,000.00	4.985	1994
912833LQ1	180523	2000	US TREASURY STRIP	04/12/2007	42,848.00	.000	02/15/2024	100,000.00	5.095	1994
912833LQ1	180739	2000	US TREASURY STRIP	04/30/2007	43,808.00	.000	02/15/2024	100,000.00	4.975	1994
912833LQ1	184841	2000	US TREASURY STRIP	02/28/2008	4,667.73	.000	02/15/2024	10,000.00	4.830	1994
912833LQ1	185231	2000	US TREASURY STRIP	03/27/2008	4,965.00	.000	02/15/2024	10,000.00	4.456	1994
912833LQ1	185274	2000	US TREASURY STRIP	03/28/2008	24,582.50	.000	02/15/2024	50,000.00	4.520	1994



Run Date: 9/4/2018 1:27:29 PM

Investments Outstanding As Of Date: 8/31/2018

INVENTORY BY MATURITY REPORT

CUSIP	Investment #	Fund	Issuer	Purchase Date	Current Book	Current Rate	Maturity Date	Current Par	YTM	Days to Maturity
912833LQ1	185600	2000	US TREASURY STRIP	04/16/2008	24,985.00	.000	02/15/2024	50,000.00	4.430	1994
912833LQ1	185619	2000	US TREASURY STRIP	04/16/2008	5,000.00	.000	02/15/2024	10,000.00	4.426	1994
912833LQ1	185886	2000	US TREASURY STRIP	04/28/2008	11,944.50	.000	02/15/2024	25,000.00	4.730	1994
912833LQ1	190600	2000	US TREASURY STRIP	02/27/2009	27,763.00	.000	02/15/2024	50,000.00	3.970	1994
912833LQ1	190831	2000	US TREASURY STRIP	03/20/2009	27,542.00	.000	02/15/2024	50,000.00	4.040	1994
912833LQ1	190957	2000	US TREASURY STRIP	03/30/2009	55,996.00	.000	02/15/2024	100,000.00	3.935	1994
912833LQ1	191123	2000	US TREASURY STRIP	04/13/2009	2,850.00	.000	02/15/2024	5,000.00	3.823	1994
912833LQ1	191214	2000	US TREASURY STRIP	04/16/2009	29,074.50	.000	02/15/2024	50,000.00	3.688	1994
912833LQ1	191861	2000	US TREASURY STRIP	04/24/2009	27,815.00	.000	02/15/2024	50,000.00	3.999	1994
912833LQ1	194859	2000	US TREASURY STRIP	02/08/2010	52,785.00	.000	02/15/2024	100,000.00	4.610	1994
912833LQ1	195184	2000	US TREASURY STRIP	03/03/2010	26,559.00	.000	02/15/2024	50,000.00	4.585	1994
912833LQ1	195391	2000	US TREASURY STRIP	03/12/2010	52,874.00	.000	02/15/2024	100,000.00	4.627	1994
912833LQ1	195860	2000	US TREASURY STRIP	04/08/2010	25,969.50	.000	02/15/2024	50,000.00	4.784	1994
912833LQ1	196885	2000	US TREASURY STRIP	04/30/2010	27,061.50	.000	02/15/2024	50,000.00	4.500	1994
912833LQ1	203859	2000	US TREASURY STRIP	02/28/2011	28,920.00	.000	02/15/2024	50,000.00	4.268	1994
912833LQ1	204506	2000	US TREASURY STRIP	04/12/2011	57,390.00	.000	02/15/2024	100,000.00	4.370	1994
912833LQ1	205419	2000	US TREASURY STRIP	05/05/2011	59,690.00	.000	02/15/2024	100,000.00	4.078	1994
912833LQ1	208702	2000	US TREASURY STRIP	02/16/2012	37,178.50	.000	02/15/2024	50,000.00	2.485	1994
912833LQ1	208873	2000	US TREASURY STRIP	03/05/2012	74,637.00	.000	02/15/2024	100,000.00	2.463	1994
912833LQ1	209012	2000	US TREASURY STRIP	03/19/2012	35,778.50	.000	02/15/2024	50,000.00	2.830	1994
912833LQ1	209137	2000	US TREASURY STRIP	04/05/2012	36,308.50	.000	02/15/2024	50,000.00	2.716	1994
912833LQ1	209929	2000	US TREASURY STRIP	04/30/2012	37,317.50	.000	02/15/2024	50,000.00	2.496	1994
912833LQ1	213289	2000	US TREASURY STRIP	03/25/2013	39,141.00	.000	02/15/2024	50,000.00	2.260	1994
912833LQ1	213361	2000	US TREASURY STRIP	03/28/2013	78,432.00	.000	02/15/2024	100,000.00	2.244	1994
912833LQ1	213438	2000	US TREASURY STRIP	04/04/2013	39,659.50	.000	02/15/2024	50,000.00	2.143	1994
912833LQ1	213505	2000	US TREASURY STRIP	04/12/2013	80,294.00	.000	02/15/2024	100,000.00	2.034	1994
912833LQ1	214257	2000	US TREASURY STRIP	05/02/2013	80,987.00	.000	02/15/2024	100,000.00	1.964	1994
912833LQ1	216911	2000	US TREASURY STRIP	03/21/2014	188,882.50	.000	02/15/2024	250,000.00	2.850	1994
912833LQ1	220876	2000	US TREASURY STRIP	02/13/2015	33,258.80	.000	02/15/2024	40,000.00	2.060	1994
912833LQ1	222350	2000	US TREASURY STRIP	04/30/2015	33,664.80	.000	02/15/2024	40,000.00	1.970	1994
912833LQ1	225734	2000	USTREASURYSTRIP	03/17/2016	34,400.00	.000	02/15/2024	40,000.00	1.915	1994
912833LQ1	225760	2000	USTREASURYSTRIP	03/17/2016	15,700.84	.000	02/15/2024	18,250.00	1.910	1994
912833LQ1	229653	2000	S 0 02-15-24	02/24/2017	44,241.60	.000	02/15/2024	52,000.00	2.330	1994



Run Date: 9/4/2018 1:27:29 PM

Investments Outstanding As Of Date: 8/31/2018

INVENTORY BY MATURITY REPORT

CUSIP	Investment #	Fund	Issuer	Purchase Date	Current Book	Current Rate	Maturity Date	Current Par	YTM	Days to Maturity
912833LQ1	230018	2000	S 0 02-15-24	03/24/2017	340,988.00	.000	02/15/2024	400,000.00	2.327	1994
912833LQ1	230133	2000	S 0 02-15-24	03/30/2017	213,742.50	.000	02/15/2024	250,000.00	2.290	1994
912833LQ1	230230	2000	S 0 02-15-24	04/06/2017	42,913.00	.000	02/15/2024	50,000.00	2.240	1994
912833LQ1	230354	2000	S 0 02-15-24	04/17/2017	34,481.60	.000	02/15/2024	40,000.00	2.185	1994
912833LQ1	230989	2000	S 0 02-15-24	04/28/2017	215,870.00	.000	02/15/2024	250,000.00	2.170	1994
912833LQ1	235198	2000	S 0 02-15-24	02/15/2018	34,054.40	.000	02/15/2024	40,000.00	2.700	1994
912833LQ1	235367	2000	S 0 02-15-24	03/01/2018	34,049.60	.000	02/15/2024	40,000.00	2.720	1994
912833LQ1	235392	2000	S 0 02-15-24	03/01/2018	34,018.80	.000	02/15/2024	40,000.00	2.735	1994
912833LQ1	235452	2000	S 0 02-15-24	03/05/2018	169,552.00	.000	02/15/2024	200,000.00	2.795	1994
912833LQ1	235525	2000	S 0 02-15-24	03/08/2018	34,055.60	.000	02/15/2024	40,000.00	2.726	1994
912833LQ1	236307	2000	S 0 02-15-24	04/26/2018	33,841.60	.000	02/15/2024	40,000.00	2.900	1994
912833LR9	181170	2000	US TREASURY STRIP	05/31/2007	20,972.50	.000	05/15/2024	50,000.00	5.190	2084
912833LR9	181418	2000	US TREASURY STRIP	06/26/2007	20,250.50	.000	05/15/2024	50,000.00	5.425	2084
912833LR9	181559	2000	US TREASURY STRIP	07/06/2007	20,710.00	.000	05/15/2024	50,000.00	5.297	2084
912833LR9	181865	2000	US TREASURY STRIP	07/30/2007	42,158.00	.000	05/15/2024	100,000.00	5.210	2084
912833LR9	182555	2000	US TREASURY STRIP	09/25/2007	42,920.00	.000	05/15/2024	100,000.00	5.149	2084
912833LR9	186337	2010	US TREASURY STRIP	05/22/2008	3,552,131.74	.000	05/15/2024	7,538,000.00	4.764	2084
912833LR9	186423	2000	US TREASURY STRIP	05/27/2008	23,813.00	.000	05/15/2024	50,000.00	4.700	2084
912833LR9	186668	2000	US TREASURY STRIP	06/09/2008	12,905.75	.000	05/15/2024	25,000.00	4.193	2084
912833LR9	187231	2000	US TREASURY STRIP	07/11/2008	4,836.00	.000	05/15/2024	10,000.00	4.638	2084
912833LR9	192220	2000	US TREASURY STRIP	05/13/2009	76,455.00	.000	05/15/2024	150,000.00	4.542	2084
912833LR9	193238	2000	US TREASURY STRIP	08/18/2009	25,222.79	.000	05/15/2024	50,000.00	4.696	2084
912833LR9	197104	2000	US TREASURY STRIP	05/11/2010	168,631.09	.000	05/15/2024	306,000.00	4.298	2084
912833LR9	197198	2000	US TREASURY STRIP	05/14/2010	13,696.00	.000	05/15/2024	25,000.00	4.344	2084
912833LR9	198378	2000	US TREASURY STRIP	06/30/2010	29,157.50	.000	05/15/2024	50,000.00	3.925	2084
912833LR9	198705	2000	US TREASURY STRIP	07/13/2010	58,250.00	.000	05/15/2024	100,000.00	3.943	2084
912833LR9	205478	2000	US TREASURY STRIP	05/09/2011	56,714.00	.000	05/15/2024	100,000.00	4.405	2084
912833LR9	206123	2000	US TREASURY STRIP	06/13/2011	61,484.00	.000	05/15/2024	100,000.00	3.800	2084
912833LR9	206331	2000	US TREASURY STRIP	06/23/2011	30,695.50	.000	05/15/2024	50,000.00	3.820	2084
912833LR9	206375	2000	US TREASURY STRIP	06/27/2011	30,644.00	.000	05/15/2024	50,000.00	3.837	2084
912833LR9	210182	2000	US TREASURY STRIP	05/16/2012	37,821.00	.000	05/15/2024	50,000.00	2.340	2084
912833LR9	210397	2000	US TREASURY STRIP	06/06/2012	39,731.00	.000	05/15/2024	50,000.00	1.935	2084
912833LR9	210603	2000	US TREASURY STRIP	06/25/2012	38,892.50	.000	05/15/2024	50,000.00	2.124	2084



Run Date: 9/4/2018 1:27:29 PM

Investments Outstanding As Of Date: 8/31/2018

INVENTORY BY MATURITY REPORT

CUSIP	Investment #	Fund	Issuer	Purchase Date	Current Book	Current Rate	Maturity Date	Current Par	YTM	Days to Maturity
912833LR9	214707	2000	US TREASURY STRIP	06/17/2013	38,046.00	.000	05/15/2024	50,000.00	2.520	2084
912833LR9	218186	2000	US TREASURY STRIP	06/26/2014	38,168.50	.000	05/15/2024	50,000.00	2.750	2084
912833LR9	218212	2000	US TREASURY STRIP	06/27/2014	38,067.50	.000	05/15/2024	50,000.00	2.778	2084
912833LR9	218582	2000	US TREASURY STRIP	07/31/2014	38,751.50	.000	05/15/2024	50,000.00	2.620	2084
912833LR9	222628	2000	US TREASURY STRIP	05/21/2015	203,855.00	.000	05/15/2024	250,000.00	2.284	2084
912833LR9	226877	2000	US TREASURY STRI ZERO-% 5	05/26/2016	103,884.00	.000	05/15/2024	120,000.00	1.818	2084
912833LR9	227316	2000	US TREASURY STRI ZERO-% 5	07/15/2016	44,753.50	.000	05/15/2024	50,000.00	1.420	2084
912833LR9	227500	2000	US TREASURY STRI ZERO-% 5	07/29/2016	35,532.00	.000	05/15/2024	40,000.00	1.525	2084
912833LR9	227672	2000	US TREASURY STRI ZERO-% 5	08/12/2016	88,848.00	.000	05/15/2024	100,000.00	1.530	2084
912833LR9	231306	2000	S 0 05-15-24	05/11/2017	34,164.40	.000	05/15/2024	40,000.00	2.262	2084
912833LR9	231591	2000	S 0 05-15-24	06/02/2017	34,569.60	.000	05/15/2024	40,000.00	2.110	2084
912833LR9	237033	2000	S 0 05-15-24	06/14/2018	33,752.80	.000	05/15/2024	40,000.00	2.890	2084
912833LR9	237318	2000	S 0 05-15-24	07/06/2018	33,972.40	.000	05/15/2024	40,000.00	2.807	2084
912833LR9	237409	2000	S 0 05-15-24	07/12/2018	33,974.80	.000	05/15/2024	40,000.00	2.814	2084
31358C2C9	132101	2000	FNMA STRIP	03/06/2000	879,017.75	.000	08/07/2024	4,405,000.00	6.709	2168
912833LS7	178336	2000	US TREASURY STRIP	10/04/2006	20,983.50	.000	08/15/2024	50,000.00	4.920	2176
912833LS7	178590	2000	US TREASURY STRIP	10/26/2006	56,549.64	.000	08/15/2024	138,000.00	5.074	2176
912833LS7	179000	2000	US TREASURY STRIP	11/28/2006	21,524.00	.000	08/15/2024	50,000.00	4.815	2176
912833LS7	182224	2000	US TREASURY STRIP	08/28/2007	42,556.00	.000	08/15/2024	100,000.00	5.100	2176
912833LS7	182760	2000	US TREASURY STRIP	10/05/2007	43,684.00	.000	08/15/2024	100,000.00	4.973	2176
912833LS7	188071	2000	US TREASURY STRIP	09/15/2008	25,200.00	.000	08/15/2024	50,000.00	4.352	2176
912833LS7	188166	2010	US TREASURY STRIP	09/22/2008	297,624.96	.000	08/15/2024	576,000.00	4.197	2176
912833LS7	193257	2000	US TREASURY STRIP	08/18/2009	50,300.25	.000	08/15/2024	100,000.00	4.636	2176
912833LS7	199564	2000	US TREASURY STRIP	08/13/2010	29,634.00	.000	08/15/2024	50,000.00	3.770	2176
912833LS7	200627	2000	US TREASURY STRIP	09/24/2010	61,168.00	.000	08/15/2024	100,000.00	3.570	2176
912833LS7	207494	2000	US TREASURY STRIP	09/23/2011	35,735.50	.000	08/15/2024	50,000.00	2.622	2176
912833LS7	207864	2000	US TREASURY STRIP	10/31/2011	69,763.00	.000	08/15/2024	100,000.00	2.835	2176
912833LS7	207917	2000	US TREASURY STRIP	11/03/2011	34,779.50	.000	08/15/2024	50,000.00	2.860	2176
912833LS7	211243	2000	US TREASURY STRIP	08/17/2012	38,678.50	.000	08/15/2024	50,000.00	2.152	2176
912833LS7	211303	2000	US TREASURY STRIP	08/22/2012	76,301.00	.000	08/15/2024	100,000.00	2.270	2176
912833LS7	215298	2000	US TREASURY STRIP	08/16/2013	35,765.00	.000	08/15/2024	50,000.00	3.070	2176
912833LS7	215621	2000	US TREASURY STRIP	09/26/2013	35,911.50	.000	08/15/2024	50,000.00	3.064	2176
912833LS7	215885	2000	US TREASURY STRIP	11/01/2013	73,534.00	.000	08/15/2024	100,000.00	2.870	2176



Run Date: 9/4/2018 1:27:29 PM

Investments Outstanding As Of Date: 8/31/2018

INVENTORY BY MATURITY REPORT

CUSIP	Investment #	Fund	Issuer	Purchase Date	Current Book	Current Rate	Maturity Date	Current Par	YTM	Days to Maturity
912833LS7	218840	2000	US TREASURY STRIP	08/28/2014	310,592.00	.000	08/15/2024	400,000.00	2.555	2176
912833LS7	219032	2000	US TREASURY STRIP	09/18/2014	76,300.00	.000	08/15/2024	100,000.00	2.749	2176
912833LS7	219293	2000	US TREASURY STRIP	10/17/2014	31,700.40	.000	08/15/2024	40,000.00	2.380	2176
912833LS7	224332	2000	USTREASURYSTRI	10/08/2015	83,224.00	.000	08/15/2024	100,000.00	2.085	2176
912833LS7	224486	2000	USTREASURYSTRI	10/22/2015	83,108.00	.000	08/15/2024	100,000.00	2.110	2176
912833LS7	224564	2000	USTREASURYSTRI	10/29/2015	33,210.40	.000	08/15/2024	40,000.00	2.126	2176
912833LS7	228076	2000	US TREASURY STRI ZERO-% 8	09/23/2016	44,020.50	.000	08/15/2024	50,000.00	1.620	2176
912833LS7	228288	2000	US TREASURY STRI ZERO-% 8	10/14/2016	218,855.00	.000	08/15/2024	250,000.00	1.705	2176
912833LS7	234131	2000	S 0 08-15-24	10/26/2017	34,282.00	.000	08/15/2024	40,000.00	2.280	2176
912833LS7	234155	2000	S 0 08-15-24	10/26/2017	42,881.00	.000	08/15/2024	50,000.00	2.270	2176
912833LS7	234190	2000	S 0 08-15-24	10/27/2017	21,413.00	.000	08/15/2024	25,000.00	2.290	2176
912833LS7	237882	2000	S 0 08-15-24	08/23/2018	101,802.00	.000	08/15/2024	120,000.00	2.770	2176
912833LS7	237920	2000	S 0 08-15-24	08/23/2018	33,954.00	.000	08/15/2024	40,000.00	2.760	2176
912833LS7	237933	2000	S 0 08-15-24	08/23/2018	212,152.50	.000	08/15/2024	250,000.00	2.765	2176
912833LT5	179298	2000	US TREASURY STRIP	12/18/2006	106,165.00	.000	11/15/2024	250,000.00	4.840	2268
912833LT5	183734	2000	US TREASURY STRIP	12/05/2007	23,205.00	.000	11/15/2024	50,000.00	4.582	2268
912833LT5	183941	2000	US TREASURY STRIP	12/19/2007	44,185.00	.000	11/15/2024	100,000.00	4.890	2268
912833LT5	184231	2000	US TREASURY STRIP	01/10/2008	70,140.00	.000	11/15/2024	150,000.00	4.564	2268
912833LT5	189218	2000	US TREASURY STRIP	11/21/2008	49,875.00	.000	11/15/2024	100,000.00	4.400	2268
912833LT5	189264	2000	US TREASURY STRIP	11/21/2008	2,600.00	.000	11/15/2024	5,000.00	4.133	2268
912833LT5	189963	2000	US TREASURY STRIP	01/12/2009	142,012.50	.000	11/15/2024	250,000.00	3.602	2268
912833LT5	190251	2000	US TREASURY STRIP	02/04/2009	52,959.00	.000	11/15/2024	100,000.00	4.070	2268
912833LT5	194197	2000	US TREASURY STRIP	11/24/2009	51,822.00	.000	11/15/2024	100,000.00	4.438	2268
912833LT5	194730	2000	US TREASURY STRIP	01/28/2010	25,675.50	.000	11/15/2024	50,000.00	4.556	2268
912833LT5	201936	2000	US TREASURY STRIP	11/17/2010	29,484.00	.000	11/15/2024	50,000.00	3.810	2268
912833LT5	202151	2000	US TREASURY STRIP	11/24/2010	28,988.50	.000	11/15/2024	50,000.00	3.939	2268
912833LT5	203391	2000	US TREASURY STRIP	01/31/2011	55,167.00	.000	11/15/2024	100,000.00	4.361	2268
912833LT5	212193	2000	US TREASURY STRIP	11/30/2012	116,995.50	.000	11/15/2024	150,000.00	2.089	2268
912833LT5	212323	2000	US TREASURY STRIP	12/13/2012	273,833.00	.000	11/15/2024	350,000.00	2.069	2268
912833LT5	212652	2000	US TREASURY STRIP	01/17/2013	38,165.50	.000	11/15/2024	50,000.00	2.297	2268
912833LT5	216072	2000	US TREASURY STRIP	11/21/2013	35,877.00	.000	11/15/2024	50,000.00	3.045	2268
912833LT5	216417	2000	US TREASURY STRIP	01/09/2014	70,073.00	.000	11/15/2024	100,000.00	3.305	2268
912833LT5	219694	2000	US TREASURY STRIP	11/20/2014	194,320.00	.000	11/15/2024	250,000.00	2.539	2268



Run Date: 9/4/2018 1:27:29 PM

Investments Outstanding As Of Date: 8/31/2018

INVENTORY BY MATURITY REPORT

CUSIP	Investment #	Fund	Issuer	Purchase Date	Current Book	Current Rate	Maturity Date	Current Par	YTM	Days to Maturity
912833LT5	220247	2000	US TREASURY STRIP	01/09/2015	40,861.50	.000	11/15/2024	50,000.00	2.060	2268
912833LT5	220349	2000	US TREASURY STRIP	01/20/2015	81,953.00	.000	11/15/2024	100,000.00	2.038	2268
912833LT5	220435	2000	US TREASURY STRIP	01/26/2015	83,001.00	.000	11/15/2024	100,000.00	1.910	2268
912833LT5	220456	2000	US TREASURY STRIP	01/26/2015	41,430.00	.000	11/15/2024	50,000.00	1.928	2268
912833LT5	220475	2000	US TREASURY STRIP	01/26/2015	33,142.40	.000	11/15/2024	40,000.00	1.928	2268
912833LT5	220504	2000	US TREASURY STRIP	01/27/2015	207,312.50	.000	11/15/2024	250,000.00	1.920	2268
912833LT5	220608	2000	US TREASURY STRIP	01/29/2015	206,422.50	.000	11/15/2024	250,000.00	1.965	2268
912833LT5	225022	2000	USTREASURYSTRIP	12/24/2015	204,282.50	.000	11/15/2024	250,000.00	2.284	2268
912833LT5	225344	2000	USTREASURYSTRIP	02/04/2016	83,692.00	.000	11/15/2024	100,000.00	2.039	2268
912833LT5	228573	2000	US TREASURY STRI ZERO-% 1	11/14/2016	15,608.88	.000	11/15/2024	18,000.00	1.789	2268
912833LT5	229113	2000	S 0 11-15-24	01/12/2017	16,626.80	.000	11/15/2024	20,000.00	2.370	2268
912833LT5	229116	2000	S 0 11-15-24	01/12/2017	16,626.80	.000	11/15/2024	20,000.00	2.370	2268
912833LT5	229261	2000	S 0 11-15-24	01/26/2017	207,385.00	.000	11/15/2024	250,000.00	2.410	2268
912833LT5	229399	2000	S 0 11-15-24	02/02/2017	33,095.20	.000	11/15/2024	40,000.00	2.450	2268
912833LT5	234359	2000	S 0 11-15-24	11/16/2017	85,095.00	.000	11/15/2024	100,000.00	2.320	2268
912833LT5	234932	2000	S 0 11-15-24	01/25/2018	33,507.60	.000	11/15/2024	40,000.00	2.620	2268
912833LT5	235058	2000	S 0 11-15-24	02/02/2018	33,437.20	.000	11/15/2024	40,000.00	2.660	2268
31359YCR6	173959	2000	FNMA STRIP	12/13/2005	98,180.60	.000	01/15/2025	266,000.00	5.290	2329
76116EGF1	179704	2000	REF CORP STRIP	01/31/2007	59,028.00	.000	01/15/2025	150,000.00	5.262	2329
31358C2D7	143508	2000	FNMA STRIP	08/10/2000	427,761.60	.000	02/07/2025	2,195,000.00	6.790	2352
912833LU2	180372	2000	US TREASURY STRIP	04/03/2007	20,723.00	.000	02/15/2025	50,000.00	4.990	2360
912833LU2	180524	2000	US TREASURY STRIP	04/12/2007	40,692.00	.000	02/15/2025	100,000.00	5.103	2360
912833LU2	180740	2000	US TREASURY STRIP	04/30/2007	41,671.00	.000	02/15/2025	100,000.00	4.980	2360
912833LU2	184842	2000	US TREASURY STRIP	02/28/2008	4,450.19	.000	02/15/2025	10,000.00	4.830	2360
912833LU2	185232	2000	US TREASURY STRIP	03/27/2008	4,740.00	.000	02/15/2025	10,000.00	4.470	2360
912833LU2	185275	2000	US TREASURY STRIP	03/28/2008	23,820.50	.000	02/15/2025	50,000.00	4.440	2360
912833LU2	185601	2000	US TREASURY STRIP	04/16/2008	23,797.00	.000	02/15/2025	50,000.00	4.460	2360
912833LU2	185623	2000	US TREASURY STRIP	04/16/2008	4,800.00	.000	02/15/2025	10,000.00	4.408	2360
912833LU2	185887	2000	US TREASURY STRIP	04/28/2008	11,305.75	.000	02/15/2025	25,000.00	4.780	2360
912833LU2	190601	2000	US TREASURY STRIP	02/27/2009	26,736.50	.000	02/15/2025	50,000.00	3.959	2360
912833LU2	190832	2000	US TREASURY STRIP	03/20/2009	26,256.50	.000	02/15/2025	50,000.00	4.090	2360
912833LU2	190958	2000	US TREASURY STRIP	03/30/2009	53,103.00	.000	02/15/2025	100,000.00	4.025	2360
912833LU2	191124	2000	US TREASURY STRIP	04/13/2009	2,750.00	.000	02/15/2025	5,000.00	3.809	2360



Run Date: 9/4/2018 1:27:29 PM

Investments Outstanding As Of Date: 8/31/2018

INVENTORY BY MATURITY REPORT

CUSIP	Investment #	Fund	Issuer	Purchase Date	Current Book	Current Rate	Maturity Date	Current Par	YTM	Days to Maturity
912833LU2	191215	2000	US TREASURY STRIP	04/16/2009	26,355.50	.000	02/15/2025	50,000.00	4.085	2360
912833LU2	191862	2000	US TREASURY STRIP	04/24/2009	26,435.00	.000	02/15/2025	50,000.00	4.072	2360
912833LU2	194861	2000	US TREASURY STRIP	02/08/2010	49,845.00	.000	02/15/2025	100,000.00	4.690	2360
912833LU2	195185	2000	US TREASURY STRIP	03/03/2010	25,037.00	.000	02/15/2025	50,000.00	4.679	2360
912833LU2	195392	2000	US TREASURY STRIP	03/12/2010	49,804.00	.000	02/15/2025	100,000.00	4.724	2360
912833LU2	195861	2000	US TREASURY STRIP	04/08/2010	24,416.00	.000	02/15/2025	50,000.00	4.883	2360
912833LU2	196886	2000	US TREASURY STRIP	04/30/2010	25,530.00	.000	02/15/2025	50,000.00	4.595	2360
912833LU2	203860	2000	US TREASURY STRIP	02/28/2011	27,180.00	.000	02/15/2025	50,000.00	4.413	2360
912833LU2	204507	2000	US TREASURY STRIP	04/12/2011	53,930.00	.000	02/15/2025	100,000.00	4.510	2360
912833LU2	205420	2000	US TREASURY STRIP	05/05/2011	56,398.00	.000	02/15/2025	100,000.00	4.199	2360
912833LU2	208703	2000	US TREASURY STRIP	02/16/2012	35,489.00	.000	02/15/2025	50,000.00	2.655	2360
912833LU2	208874	2000	US TREASURY STRIP	03/05/2012	71,366.00	.000	02/15/2025	100,000.00	2.622	2360
912833LU2	209013	2000	US TREASURY STRIP	03/19/2012	34,043.00	.000	02/15/2025	50,000.00	3.000	2360
912833LU2	209138	2000	US TREASURY STRIP	04/05/2012	34,583.00	.000	02/15/2025	50,000.00	2.887	2360
912833LU2	209930	2000	US TREASURY STRIP	04/30/2012	35,684.00	.000	02/15/2025	50,000.00	2.654	2360
912833LU2	213290	2000	US TREASURY STRIP	03/25/2013	37,514.00	.000	02/15/2025	50,000.00	2.430	2360
912833LU2	213362	2000	US TREASURY STRIP	03/28/2013	75,184.00	.000	02/15/2025	100,000.00	2.414	2360
912833LU2	213439	2000	US TREASURY STRIP	04/04/2013	38,052.50	.000	02/15/2025	50,000.00	2.314	2360
912833LU2	213506	2000	US TREASURY STRIP	04/12/2013	77,296.00	.000	02/15/2025	100,000.00	2.186	2360
912833LU2	214258	2000	US TREASURY STRIP	05/02/2013	78,032.00	.000	02/15/2025	100,000.00	2.115	2360
912833LU2	216912	2000	US TREASURY STRIP	03/21/2014	180,677.50	.000	02/15/2025	250,000.00	3.000	2360
912833LU2	220877	2000	US TREASURY STRIP	02/13/2015	32,390.80	.000	02/15/2025	40,000.00	2.120	2360
912833LU2	222351	2000	US TREASURY STRIP	04/30/2015	32,756.00	.000	02/15/2025	40,000.00	2.050	2360
912833LU2	225735	2000	USTREASURYSTRI	03/17/2016	33,329.60	.000	02/15/2025	40,000.00	2.057	2360
912833LU2	225748	2000	USTREASURYSTRI	03/17/2016	15,189.11	.000	02/15/2025	18,250.00	2.070	2360
912833LU2	229655	2000	S 0 02-15-25	02/24/2017	42,821.48	.000	02/15/2025	52,000.00	2.450	2360
912833LU2	230019	2000	S 0 02-15-25	03/24/2017	330,096.00	.000	02/15/2025	400,000.00	2.447	2360
912833LU2	230114	2000	S 0 02-15-25	03/30/2017	207,365.00	.000	02/15/2025	250,000.00	2.387	2360
912833LU2	230234	2000	S 0 02-15-25	04/06/2017	41,675.00	.000	02/15/2025	50,000.00	2.330	2360
912833LU2	230355	2000	S 0 02-15-25	04/17/2017	33,492.80	.000	02/15/2025	40,000.00	2.280	2360
912833LU2	230990	2000	S 0 02-15-25	04/28/2017	209,797.50	.000	02/15/2025	250,000.00	2.260	2360
912833LU2	235199	2000	S 0 02-15-25	02/15/2018	32,902.40	.000	02/15/2025	40,000.00	2.810	2360
912833LU2	235368	2000	S 0 02-15-25	03/01/2018	32,960.80	.000	02/15/2025	40,000.00	2.800	2360



Run Date: 9/4/2018 1:27:29 PM

Investments Outstanding As Of Date: 8/31/2018

INVENTORY BY MATURITY REPORT

CUSIP	Investment #	Fund	Issuer	Purchase Date	Current Book	Current Rate	Maturity Date	Current Par	YTM	Days to Maturity
912833LU2	235393	2000	S 0 02-15-25	03/01/2018	32,919.20	.000	02/15/2025	40,000.00	2.818	2360
912833LU2	235453	2000	S 0 02-15-25	03/05/2018	164,144.00	.000	02/15/2025	200,000.00	2.863	2360
912833LU2	235526	2000	S 0 02-15-25	03/08/2018	32,958.80	.000	02/15/2025	40,000.00	2.809	2360
912833LU2	236308	2000	S 0 02-15-25	04/26/2018	32,771.20	.000	02/15/2025	40,000.00	2.950	2360
31364DKF2	128970	2000	FNMA STRIP	02/07/2000	223,375.00	.000	04/08/2025	1,250,000.00	6.961	2412
912833LVO	181171	2000	US TREASURY STRIP	05/31/2007	19,959.50	.000	05/15/2025	50,000.00	5.180	2449
912833LVO	181419	2000	US TREASURY STRIP	06/26/2007	19,228.50	.000	05/15/2025	50,000.00	5.415	2449
912833LVO	181560	2000	US TREASURY STRIP	07/06/2007	19,671.00	.000	05/15/2025	50,000.00	5.292	2449
912833LVO	181866	2000	US TREASURY STRIP	07/30/2007	40,080.00	.000	05/15/2025	100,000.00	5.205	2449
912833LVO	186338	2010	US TREASURY STRIP	05/22/2008	3,362,475.66	.000	05/15/2025	7,538,000.00	4.811	2449
912833LVO	186424	2000	US TREASURY STRIP	05/27/2008	22,582.00	.000	05/15/2025	50,000.00	4.740	2449
912833LVO	186669	2000	US TREASURY STRIP	06/09/2008	11,087.50	.000	05/15/2025	25,000.00	4.860	2449
912833LVO	187232	2000	US TREASURY STRIP	07/11/2008	4,607.10	.000	05/15/2025	10,000.00	4.654	2449
912833LVO	192221	2000	US TREASURY STRIP	05/13/2009	72,570.00	.000	05/15/2025	150,000.00	4.588	2449
912833LVO	193239	2000	US TREASURY STRIP	08/18/2009	23,949.52	.000	05/15/2025	50,000.00	4.731	2449
912833LVO	197106	2000	US TREASURY STRIP	05/11/2010	159,702.01	.000	05/15/2025	306,000.00	4.379	2449
912833LVO	197199	2000	US TREASURY STRIP	05/14/2010	12,980.00	.000	05/15/2025	25,000.00	4.417	2449
912833LVO	198379	2000	US TREASURY STRIP	06/30/2010	27,752.50	.000	05/15/2025	50,000.00	3.997	2449
912833LVO	198708	2000	US TREASURY STRIP	07/13/2010	55,350.00	.000	05/15/2025	100,000.00	4.026	2449
912833LVO	205479	2000	US TREASURY STRIP	05/09/2011	56,083.00	.000	05/15/2025	100,000.00	4.169	2449
912833LVO	206124	2000	US TREASURY STRIP	06/13/2011	58,012.00	.000	05/15/2025	100,000.00	3.950	2449
912833LVO	206330	2000	US TREASURY STRIP	06/23/2011	28,997.00	.000	05/15/2025	50,000.00	3.960	2449
912833LVO	206376	2000	US TREASURY STRIP	06/27/2011	28,917.00	.000	05/15/2025	50,000.00	3.983	2449
912833LVO	210183	2000	US TREASURY STRIP	05/16/2012	36,274.50	.000	05/15/2025	50,000.00	2.484	2449
912833LVO	210398	2000	US TREASURY STRIP	06/06/2012	38,344.00	.000	05/15/2025	50,000.00	2.062	2449
912833LVO	210604	2000	US TREASURY STRIP	06/25/2012	37,390.00	.000	05/15/2025	50,000.00	2.268	2449
912833LVO	214709	2000	US TREASURY STRIP	06/17/2013	36,371.00	.000	05/15/2025	50,000.00	2.690	2449
912833LVO	218187	2000	US TREASURY STRIP	06/26/2014	36,586.50	.000	05/15/2025	50,000.00	2.890	2449
912833LVO	218213	2000	US TREASURY STRIP	06/27/2014	36,483.50	.000	05/15/2025	50,000.00	2.917	2449
912833LVO	218583	2000	US TREASURY STRIP	07/31/2014	37,316.00	.000	05/15/2025	50,000.00	2.730	2449
912833LVO	222630	2000	US TREASURY STRIP	05/21/2015	197,090.00	.000	05/15/2025	250,000.00	2.396	2449
912833LVO	226878	2000	US TREASURY STRI ZERO-% 5	05/26/2016	101,092.80	.000	05/15/2025	120,000.00	1.921	2449
912833LVO	227317	2000	US TREASURY STRI ZERO-% 5	07/15/2016	43,758.50	.000	05/15/2025	50,000.00	1.515	2449



Run Date: 9/4/2018 1:27:29 PM

Investments Outstanding As Of Date: 8/31/2018

INVENTORY BY MATURITY REPORT

CUSIP	Investment #	Fund	Issuer	Purchase Date	Current Book	Current Rate	Maturity Date	Current Par	YTM	Days to Maturity
912833LV0	227501	2000	US TREASURY STRI ZERO-% 5	07/29/2016	34,722.80	.000	05/15/2025	40,000.00	1.615	2449
912833LV0	227673	2000	US TREASURY STRI ZERO-% 5	08/12/2016	86,709.00	.000	05/15/2025	100,000.00	1.635	2449
912833LV0	231307	2000	S 0 05-15-25	05/11/2017	33,151.20	.000	05/15/2025	40,000.00	2.358	2449
912833LV0	231594	2000	S 0 05-15-25	06/02/2017	33,612.80	.000	05/15/2025	40,000.00	2.200	2449
912833LV0	237034	2000	S 0 05-15-25	06/14/2018	32,686.40	.000	05/15/2025	40,000.00	2.940	2449
912833LV0	237319	2000	S 0 05-15-25	07/06/2018	32,952.80	.000	05/15/2025	40,000.00	2.846	2449
912833LV0	237413	2000	S 0 05-15-25	07/12/2018	32,964.40	.000	05/15/2025	40,000.00	2.847	2449
912833LW8	178337	2000	US TREASURY STRIP	10/04/2006	20,025.00	.000	08/15/2025	50,000.00	4.910	2541
912833LW8	178591	2000	US TREASURY STRIP	10/26/2006	53,924.88	.000	08/15/2025	138,000.00	5.060	2541
912833LW8	179001	2000	US TREASURY STRIP	11/28/2006	20,561.50	.000	08/15/2025	50,000.00	4.805	2541
912833LW8	182225	2000	US TREASURY STRIP	08/28/2007	40,395.00	.000	08/15/2025	100,000.00	5.110	2541
912833LW8	182556	2000	US TREASURY STRIP	09/25/2007	40,300.00	.000	08/15/2025	100,000.00	5.146	2541
912833LW8	182761	2000	US TREASURY STRIP	10/05/2007	41,591.00	.000	08/15/2025	100,000.00	4.972	2541
912833LW8	188072	2000	US TREASURY STRIP	09/15/2008	23,900.00	.000	08/15/2025	50,000.00	4.412	2541
912833LW8	188167	2010	US TREASURY STRIP	09/22/2008	283,253.76	.000	08/15/2025	576,000.00	4.245	2541
912833LW8	193258	2000	US TREASURY STRIP	08/18/2009	47,575.25	.000	08/15/2025	100,000.00	4.700	2541
912833LW8	199566	2000	US TREASURY STRIP	08/13/2010	28,213.50	.000	08/15/2025	50,000.00	3.850	2541
912833LW8	200628	2000	US TREASURY STRIP	09/24/2010	58,269.00	.000	08/15/2025	100,000.00	3.660	2541
912833LW8	207495	2000	US TREASURY STRIP	09/23/2011	34,194.00	.000	08/15/2025	50,000.00	2.754	2541
912833LW8	207865	2000	US TREASURY STRIP	10/31/2011	66,683.00	.000	08/15/2025	100,000.00	2.960	2541
912833LW8	207918	2000	US TREASURY STRIP	11/03/2011	33,304.50	.000	08/15/2025	50,000.00	2.970	2541
912833LW8	211244	2000	US TREASURY STRIP	08/17/2012	37,131.50	.000	08/15/2025	50,000.00	2.303	2541
912833LW8	211304	2000	US TREASURY STRIP	08/22/2012	73,174.00	.000	08/15/2025	100,000.00	2.421	2541
912833LW8	215299	2000	US TREASURY STRIP	08/16/2013	34,042.50	.000	08/15/2025	50,000.00	3.230	2541
912833LW8	215622	2000	US TREASURY STRIP	09/26/2013	34,202.00	.000	08/15/2025	50,000.00	3.221	2541
912833LW8	215886	2000	US TREASURY STRIP	11/01/2013	70,071.00	.000	08/15/2025	100,000.00	3.040	2541
912833LW8	218841	2000	US TREASURY STRIP	08/28/2014	299,544.00	.000	08/15/2025	400,000.00	2.655	2541
912833LW8	219033	2000	US TREASURY STRIP	09/18/2014	73,400.00	.000	08/15/2025	100,000.00	2.855	2541
912833LW8	219294	2000	US TREASURY STRIP	10/17/2014	30,580.80	.000	08/15/2025	40,000.00	2.495	2541
912833LW8	224333	2000	USTREASURYSTRI	10/08/2015	80,922.00	.000	08/15/2025	100,000.00	2.160	2541
912833LW8	224487	2000	USTREASURYSTRI	10/22/2015	80,988.00	.000	08/15/2025	100,000.00	2.160	2541
912833LW8	224565	2000	USTREASURYSTRI	10/29/2015	32,300.00	.000	08/15/2025	40,000.00	2.195	2541
912833LW8	228077	2000	US TREASURY STRI ZERO-% 8	09/23/2016	42,954.50	.000	08/15/2025	50,000.00	1.715	2541



Run Date: 9/4/2018 1:27:29 PM

Investments Outstanding As Of Date: 8/31/2018

INVENTORY BY MATURITY REPORT

CUSIP	Investment #	Fund	Issuer	Purchase Date	Current Book	Current Rate	Maturity Date	Current Par	YTM	Days to Maturity
912833LW8	228289	2000	US TREASURY STRI ZERO-% 8	10/14/2016	213,387.50	.000	08/15/2025	250,000.00	1.800	2541
912833LW8	234132	2000	S 0 08-15-25	10/26/2017	33,358.80	.000	08/15/2025	40,000.00	2.340	2541
912833LW8	234156	2000	S 0 08-15-25	10/26/2017	41,698.50	.000	08/15/2025	50,000.00	2.340	2541
912833LW8	234191	2000	S 0 08-15-25	10/27/2017	20,818.25	.000	08/15/2025	25,000.00	2.360	2541
912833LW8	237893	2000	S 0 08-15-25	08/23/2018	98,767.20	.000	08/15/2025	120,000.00	2.810	2541
912833LW8	237921	2000	S 0 08-15-25	08/23/2018	32,945.20	.000	08/15/2025	40,000.00	2.800	2541
912833LW8	237934	2000	S 0 08-15-25	08/23/2018	205,827.50	.000	08/15/2025	250,000.00	2.806	2541
912833LX6	179299	2000	US TREASURY STRIP	12/18/2006	101,300.00	.000	11/15/2025	250,000.00	4.835	2633
912833LX6	179705	2000	US TREASURY STRIP	01/31/2007	57,760.50	.000	11/15/2025	150,000.00	5.145	2633
912833LX6	183735	2000	US TREASURY STRIP	12/05/2007	22,105.00	.000	11/15/2025	50,000.00	4.601	2633
912833LX6	183942	2000	US TREASURY STRIP	12/19/2007	42,101.00	.000	11/15/2025	100,000.00	4.890	2633
912833LX6	184232	2000	US TREASURY STRIP	01/10/2008	66,975.00	.000	11/15/2025	150,000.00	4.570	2633
912833LX6	189219	2000	US TREASURY STRIP	11/21/2008	46,964.00	.000	11/15/2025	100,000.00	4.500	2633
912833LX6	189266	2000	US TREASURY STRIP	11/21/2008	2,400.00	.000	11/15/2025	5,000.00	4.369	2633
912833LX6	189964	2000	US TREASURY STRIP	01/12/2009	137,542.50	.000	11/15/2025	250,000.00	3.580	2633
912833LX6	190252	2000	US TREASURY STRIP	02/04/2009	52,010.00	.000	11/15/2025	100,000.00	3.935	2633
912833LX6	194198	2000	US TREASURY STRIP	11/24/2009	49,295.00	.000	11/15/2025	100,000.00	4.477	2633
912833LX6	194731	2000	US TREASURY STRIP	01/28/2010	24,260.00	.000	11/15/2025	50,000.00	4.631	2633
912833LX6	201937	2000	US TREASURY STRIP	11/17/2010	27,772.50	.000	11/15/2025	50,000.00	3.960	2633
912833LX6	202152	2000	US TREASURY STRIP	11/24/2010	27,348.50	.000	11/15/2025	50,000.00	4.070	2633
912833LX6	203392	2000	US TREASURY STRIP	01/31/2011	52,041.00	.000	11/15/2025	100,000.00	4.466	2633
912833LX6	212194	2000	US TREASURY STRIP	11/30/2012	112,654.50	.000	11/15/2025	150,000.00	2.222	2633
912833LX6	212324	2000	US TREASURY STRIP	12/13/2012	263,497.50	.000	11/15/2025	350,000.00	2.209	2633
912833LX6	212653	2000	US TREASURY STRIP	01/17/2013	36,596.50	.000	11/15/2025	50,000.00	2.448	2633
912833LX6	216073	2000	US TREASURY STRIP	11/21/2013	34,077.50	.000	11/15/2025	50,000.00	3.225	2633
912833LX6	216418	2000	US TREASURY STRIP	01/09/2014	66,572.00	.000	11/15/2025	100,000.00	3.464	2633
912833LX6	219697	2000	US TREASURY STRIP	11/20/2014	187,192.50	.000	11/15/2025	250,000.00	2.651	2633
912833LX6	220248	2000	US TREASURY STRIP	01/09/2015	39,733.00	.000	11/15/2025	50,000.00	2.130	2633
912833LX6	220350	2000	US TREASURY STRIP	01/20/2015	79,626.00	.000	11/15/2025	100,000.00	2.117	2633
912833LX6	220436	2000	US TREASURY STRIP	01/26/2015	80,658.00	.000	11/15/2025	100,000.00	2.000	2633
912833LX6	220457	2000	US TREASURY STRIP	01/26/2015	40,253.50	.000	11/15/2025	50,000.00	2.018	2633
912833LX6	220476	2000	US TREASURY STRIP	01/26/2015	32,211.60	.000	11/15/2025	40,000.00	2.015	2633
912833LX6	220505	2000	US TREASURY STRIP	01/27/2015	201,440.00	.000	11/15/2025	250,000.00	2.010	2633



Run Date: 9/4/2018 1:27:29 PM

Investments Outstanding As Of Date: 8/31/2018

INVENTORY BY MATURITY REPORT

CUSIP	Investment #	Fund	Issuer	Purchase Date	Current Book	Current Rate	Maturity Date	Current Par	YTM	Days to Maturity
912833LX6	220609	2000	US TREASURY STRIP	01/29/2015	200,487.50	.000	11/15/2025	250,000.00	2.055	2633
912833LX6	225023	2000	USTREASURYSTRIP	12/24/2015	198,137.50	.000	11/15/2025	250,000.00	2.364	2633
912833LX6	225362	2000	USTREASURYSTRIP	02/04/2016	81,233.00	.000	11/15/2025	100,000.00	2.137	2633
912833LX6	228574	2000	US TREASURY STRI ZERO-% 1	11/14/2016	15,188.94	.000	11/15/2025	18,000.00	1.895	2633
912833LX6	229118	2000	S O 11-15-25	01/12/2017	16,070.40	.000	11/15/2025	20,000.00	2.490	2633
912833LX6	229119	2000	S O 11-15-25	01/12/2017	16,070.40	.000	11/15/2025	20,000.00	2.490	2633
912833LX6	229262	2000	S O 11-15-25	01/26/2017	200,375.00	.000	11/15/2025	250,000.00	2.530	2633
912833LX6	229408	2000	S O 11-15-25	02/02/2017	31,964.40	.000	11/15/2025	40,000.00	2.570	2633
912833LX6	234360	2000	S O 11-15-25	11/16/2017	82,696.00	.000	11/15/2025	100,000.00	2.390	2633
912833LX6	234933	2000	S O 11-15-25	01/25/2018	32,496.40	.000	11/15/2025	40,000.00	2.680	2633
912833LX6	235059	2000	S O 11-15-25	02/02/2018	32,415.60	.000	11/15/2025	40,000.00	2.720	2633
31359YCT2	147430	2000	FNMA STRIP	03/07/2001	510,114.50	.000	01/15/2026	2,350,000.00	6.240	2694
31359YCT2	173960	2000	FNMA STRIP	12/13/2005	94,640.82	.000	01/15/2026	267,000.00	5.230	2694
912833LY4	180373	2000	US TREASURY STRIP	04/03/2007	19,799.00	.000	02/15/2026	50,000.00	4.970	2725
912833LY4	180525	2000	US TREASURY STRIP	04/12/2007	38,853.00	.000	02/15/2026	100,000.00	5.080	2725
912833LY4	180741	2000	US TREASURY STRIP	04/30/2007	39,780.00	.000	02/15/2026	100,000.00	4.965	2725
912833LY4	184843	2000	US TREASURY STRIP	02/28/2008	4,213.13	.000	02/15/2026	10,000.00	4.870	2725
912833LY4	185233	2000	US TREASURY STRIP	03/27/2008	4,515.00	.000	02/15/2026	10,000.00	4.495	2725
912833LY4	185276	2000	US TREASURY STRIP	03/28/2008	22,677.50	.000	02/15/2026	50,000.00	4.470	2725
912833LY4	185602	2000	US TREASURY STRIP	04/16/2008	22,691.00	.000	02/15/2026	50,000.00	4.480	2725
912833LY4	185624	2000	US TREASURY STRIP	04/16/2008	4,560.00	.000	02/15/2026	10,000.00	4.452	2725
912833LY4	185888	2000	US TREASURY STRIP	04/28/2008	10,765.25	.000	02/15/2026	25,000.00	4.790	2725
912833LY4	190602	2000	US TREASURY STRIP	02/27/2009	26,175.00	.000	02/15/2026	50,000.00	3.851	2725
912833LY4	190833	2000	US TREASURY STRIP	03/20/2009	25,593.50	.000	02/15/2026	50,000.00	4.000	2725
912833LY4	190959	2000	US TREASURY STRIP	03/30/2009	51,783.00	.000	02/15/2026	100,000.00	3.937	2725
912833LY4	191125	2000	US TREASURY STRIP	04/13/2009	2,650.00	.000	02/15/2026	5,000.00	3.805	2725
912833LY4	191216	2000	US TREASURY STRIP	04/16/2009	25,434.50	.000	02/15/2026	50,000.00	4.056	2725
912833LY4	191863	2000	US TREASURY STRIP	04/24/2009	25,615.00	.000	02/15/2026	50,000.00	4.018	2725
912833LY4	194862	2000	US TREASURY STRIP	02/08/2010	47,142.00	.000	02/15/2026	100,000.00	4.750	2725
912833LY4	195186	2000	US TREASURY STRIP	03/03/2010	23,685.00	.000	02/15/2026	50,000.00	4.738	2725
912833LY4	195393	2000	US TREASURY STRIP	03/12/2010	47,053.00	.000	02/15/2026	100,000.00	4.789	2725
912833LY4	195862	2000	US TREASURY STRIP	04/08/2010	23,146.50	.000	02/15/2026	50,000.00	4.917	2725
912833LY4	196887	2000	US TREASURY STRIP	04/30/2010	24,162.00	.000	02/15/2026	50,000.00	4.657	2725



Run Date: 9/4/2018 1:27:29 PM

Investments Outstanding As Of Date: 8/31/2018

INVENTORY BY MATURITY REPORT

CUSIP	Investment #	Fund	Issuer	Purchase Date	Current Book	Current Rate	Maturity Date	Current Par	YTM	Days to Maturity
912833LY4	203861	2000	US TREASURY STRIP	02/28/2011	25,573.50	.000	02/15/2026	50,000.00	4.531	2725
912833LY4	204508	2000	US TREASURY STRIP	04/12/2011	50,687.00	.000	02/15/2026	100,000.00	4.630	2725
912833LY4	205421	2000	US TREASURY STRIP	05/05/2011	53,309.00	.000	02/15/2026	100,000.00	4.301	2725
912833LY4	208704	2000	US TREASURY STRIP	02/16/2012	33,903.00	.000	02/15/2026	50,000.00	2.795	2725
912833LY4	208875	2000	US TREASURY STRIP	03/05/2012	68,232.00	.000	02/15/2026	100,000.00	2.759	2725
912833LY4	209014	2000	US TREASURY STRIP	03/19/2012	32,461.00	.000	02/15/2026	50,000.00	3.130	2725
912833LY4	209139	2000	US TREASURY STRIP	04/05/2012	32,969.50	.000	02/15/2026	50,000.00	3.027	2725
912833LY4	209931	2000	US TREASURY STRIP	04/30/2012	34,113.50	.000	02/15/2026	50,000.00	2.791	2725
912833LY4	213291	2000	US TREASURY STRIP	03/25/2013	35,926.00	.000	02/15/2026	50,000.00	2.580	2725
912833LY4	213363	2000	US TREASURY STRIP	03/28/2013	71,968.00	.000	02/15/2026	100,000.00	2.569	2725
912833LY4	213440	2000	US TREASURY STRIP	04/04/2013	36,465.50	.000	02/15/2026	50,000.00	2.468	2725
912833LY4	213507	2000	US TREASURY STRIP	04/12/2013	74,206.00	.000	02/15/2026	100,000.00	2.336	2725
912833LY4	214259	2000	US TREASURY STRIP	05/02/2013	75,019.00	.000	02/15/2026	100,000.00	2.260	2725
912833LY4	216913	2000	US TREASURY STRIP	03/21/2014	172,722.50	.000	02/15/2026	250,000.00	3.130	2725
912833LY4	220878	2000	US TREASURY STRIP	02/13/2015	31,457.20	.000	02/15/2026	40,000.00	2.195	2725
912833LY4	222352	2000	US TREASURY STRIP	04/30/2015	31,754.00	.000	02/15/2026	40,000.00	2.150	2725
912833LY4	225737	2000	USTREASURYSTRIP	03/17/2016	32,494.40	.000	02/15/2026	40,000.00	2.107	2725
912833LY4	225751	2000	USTREASURYSTRIP	03/17/2016	14,835.79	.000	02/15/2026	18,250.00	2.100	2725
912833LY4	229658	2000	S 0 02-15-26	02/24/2017	41,422.68	.000	02/15/2026	52,000.00	2.550	2725
912833LY4	230020	2000	S 0 02-15-26	03/24/2017	319,512.00	.000	02/15/2026	400,000.00	2.541	2725
912833LY4	230115	2000	S 0 02-15-26	03/30/2017	200,852.50	.000	02/15/2026	250,000.00	2.480	2725
912833LY4	230236	2000	S 0 02-15-26	04/06/2017	40,330.00	.000	02/15/2026	50,000.00	2.440	2725
912833LY4	230332	2000	S 0 02-15-26	04/17/2017	32,457.60	.000	02/15/2026	40,000.00	2.380	2725
912833LY4	230991	2000	S 0 02-15-26	04/28/2017	203,005.00	.000	02/15/2026	250,000.00	2.380	2725
912833LY4	235200	2000	S 0 02-15-26	02/15/2018	31,871.20	.000	02/15/2026	40,000.00	2.860	2725
912833LY4	235369	2000	S 0 02-15-26	03/01/2018	31,931.20	.000	02/15/2026	40,000.00	2.850	2725
912833LY4	235394	2000	S 0 02-15-26	03/01/2018	31,878.40	.000	02/15/2026	40,000.00	2.871	2725
912833LY4	235454	2000	S 0 02-15-26	03/05/2018	158,956.00	.000	02/15/2026	200,000.00	2.910	2725
912833LY4	235527	2000	S 0 02-15-26	03/08/2018	31,930.00	.000	02/15/2026	40,000.00	2.857	2725
912833LY4	236309	2000	S 0 02-15-26	04/26/2018	31,727.60	.000	02/15/2026	40,000.00	2.990	2725
912833LZ1	181172	2000	US TREASURY STRIP	05/31/2007	19,017.50	.000	05/15/2026	50,000.00	5.165	2814
912833LZ1	181420	2000	US TREASURY STRIP	06/26/2007	18,312.00	.000	05/15/2026	50,000.00	5.390	2814
912833LZ1	181561	2000	US TREASURY STRIP	07/06/2007	18,763.50	.000	05/15/2026	50,000.00	5.265	2814



Run Date: 9/4/2018 1:27:29 PM

Investments Outstanding As Of Date: 8/31/2018

INVENTORY BY MATURITY REPORT

CUSIP	Investment #	Fund	Issuer	Purchase Date	Current Book	Current Rate	Maturity Date	Current Par	YTM	Days to Maturity
912833LZ1	181867	2000	US TREASURY STRIP	07/30/2007	38,682.00	.000	05/15/2026	100,000.00	5.118	2814
912833LZ1	186339	2010	US TREASURY STRIP	05/22/2008	3,186,689.50	.000	05/15/2026	7,538,000.00	4.846	2814
912833LZ1	186425	2000	US TREASURY STRIP	05/27/2008	21,435.50	.000	05/15/2026	50,000.00	4.770	2814
912833LZ1	186670	2000	US TREASURY STRIP	06/09/2008	10,521.50	.000	05/15/2026	25,000.00	4.885	2814
912833LZ1	187233	2000	US TREASURY STRIP	07/11/2008	4,375.40	.000	05/15/2026	10,000.00	4.686	2814
912833LZ1	192223	2000	US TREASURY STRIP	05/13/2009	69,570.00	.000	05/15/2026	150,000.00	4.569	2814
912833LZ1	193240	2000	US TREASURY STRIP	08/18/2009	22,818.09	.000	05/15/2026	50,000.00	4.741	2814
912833LZ1	197107	2000	US TREASURY STRIP	05/11/2010	152,333.53	.000	05/15/2026	306,000.00	4.404	2814
912833LZ1	197200	2000	US TREASURY STRIP	05/14/2010	12,415.50	.000	05/15/2026	25,000.00	4.422	2814
912833LZ1	198380	2000	US TREASURY STRIP	06/30/2010	26,638.50	.000	05/15/2026	50,000.00	4.006	2814
912833LZ1	198709	2000	US TREASURY STRIP	07/13/2010	52,800.00	.000	05/15/2026	100,000.00	4.073	2814
912833LZ1	205480	2000	US TREASURY STRIP	05/09/2011	53,069.00	.000	05/15/2026	100,000.00	4.264	2814
912833LZ1	206125	2000	US TREASURY STRIP	06/13/2011	54,735.00	.000	05/15/2026	100,000.00	4.080	2814
912833LZ1	206329	2000	US TREASURY STRIP	06/23/2011	27,378.00	.000	05/15/2026	50,000.00	4.085	2814
912833LZ1	206377	2000	US TREASURY STRIP	06/27/2011	27,336.00	.000	05/15/2026	50,000.00	4.098	2814
912833LZ1	210184	2000	US TREASURY STRIP	05/16/2012	34,813.50	.000	05/15/2026	50,000.00	2.603	2814
912833LZ1	210399	2000	US TREASURY STRIP	06/06/2012	37,100.50	.000	05/15/2026	50,000.00	2.152	2814
912833LZ1	210605	2000	US TREASURY STRIP	06/25/2012	35,983.00	.000	05/15/2026	50,000.00	2.383	2814
912833LZ1	214711	2000	US TREASURY STRIP	06/17/2013	34,742.00	.000	05/15/2026	50,000.00	2.840	2814
912833LZ1	218188	2000	US TREASURY STRIP	06/26/2014	35,096.50	.000	05/15/2026	50,000.00	3.000	2814
912833LZ1	218214	2000	US TREASURY STRIP	06/27/2014	34,972.00	.000	05/15/2026	50,000.00	3.031	2814
912833LZ1	218584	2000	US TREASURY STRIP	07/31/2014	35,898.00	.000	05/15/2026	50,000.00	2.830	2814
912833LZ1	222625	2000	US TREASURY STRIP	05/21/2015	190,472.50	.000	05/15/2026	250,000.00	2.491	2814
912833LZ1	226879	2000	US TREASURY STRI ZERO-% 5	05/26/2016	98,467.20	.000	05/15/2026	120,000.00	1.993	2814
912833LZ1	227318	2000	US TREASURY STRI ZERO-% 5	07/15/2016	42,705.50	.000	05/15/2026	50,000.00	1.610	2814
912833LZ1	227502	2000	US TREASURY STRI ZERO-% 5	07/29/2016	33,887.60	.000	05/15/2026	40,000.00	1.700	2814
912833LZ1	227674	2000	US TREASURY STRI ZERO-% 5	08/12/2016	84,773.00	.000	05/15/2026	100,000.00	1.700	2814
912833LZ1	231308	2000	S 0 05-15-26	05/11/2017	32,076.40	.000	05/15/2026	40,000.00	2.465	2814
912833LZ1	231596	2000	S 0 05-15-26	06/02/2017	32,552.40	.000	05/15/2026	40,000.00	2.315	2814
912833LZ1	237035	2000	S 0 05-15-26	06/14/2018	31,647.20	.000	05/15/2026	40,000.00	2.980	2814
912833LZ1	237320	2000	S 0 05-15-26	07/06/2018	31,968.40	.000	05/15/2026	40,000.00	2.872	2814
912833LZ1	237412	2000	S 0 05-15-26	07/12/2018	31,979.60	.000	05/15/2026	40,000.00	2.874	2814
912833PA2	178592	2000	US TREASURY STRIP	10/26/2006	51,376.02	.000	08/15/2026	138,000.00	5.052	2906



Run Date: 9/4/2018 1:27:29 PM

Investments Outstanding As Of Date: 8/31/2018

INVENTORY BY MATURITY REPORT

CUSIP	Investment #	Fund	Issuer	Purchase Date	Current Book	Current Rate	Maturity Date	Current Par	YTM	Days to Maturity
912833PA2	182226	2000	US TREASURY STRIP	08/28/2007	38,478.00	.000	08/15/2026	100,000.00	5.100	2906
912833PA2	182557	2000	US TREASURY STRIP	09/25/2007	38,190.00	.000	08/15/2026	100,000.00	5.162	2906
912833PA2	182762	2000	US TREASURY STRIP	10/05/2007	39,670.00	.000	08/15/2026	100,000.00	4.963	2906
912833PA2	188073	2000	US TREASURY STRIP	09/15/2008	22,725.00	.000	08/15/2026	50,000.00	4.450	2906
912833PA2	188168	2010	US TREASURY STRIP	09/22/2008	269,706.24	.000	08/15/2026	576,000.00	4.285	2906
912833PA2	193259	2000	US TREASURY STRIP	08/18/2009	45,523.25	.000	08/15/2026	100,000.00	4.685	2906
912833PA2	199565	2000	US TREASURY STRIP	08/13/2010	26,882.00	.000	08/15/2026	50,000.00	3.915	2906
912833PA2	200629	2000	US TREASURY STRIP	09/24/2010	55,583.00	.000	08/15/2026	100,000.00	3.730	2906
912833PA2	207496	2000	US TREASURY STRIP	09/23/2011	32,702.00	.000	08/15/2026	50,000.00	2.871	2906
912833PA2	207866	2000	US TREASURY STRIP	10/31/2011	63,816.00	.000	08/15/2026	100,000.00	3.060	2906
912833PA2	207919	2000	US TREASURY STRIP	11/03/2011	31,800.00	.000	08/15/2026	50,000.00	3.085	2906
912833PA2	211245	2000	US TREASURY STRIP	08/17/2012	35,713.50	.000	08/15/2026	50,000.00	2.419	2906
912833PA2	211305	2000	US TREASURY STRIP	08/22/2012	70,279.00	.000	08/15/2026	100,000.00	2.539	2906
912833PA2	215300	2000	US TREASURY STRIP	08/16/2013	32,384.00	.000	08/15/2026	50,000.00	3.370	2906
912833PA2	215623	2000	US TREASURY STRIP	09/26/2013	32,573.00	.000	08/15/2026	50,000.00	3.353	2906
912833PA2	215887	2000	US TREASURY STRIP	11/01/2013	66,885.00	.000	08/15/2026	100,000.00	3.170	2906
912833PA2	218842	2000	US TREASURY STRIP	08/28/2014	288,496.00	.000	08/15/2026	400,000.00	2.750	2906
912833PA2	219034	2000	US TREASURY STRIP	09/18/2014	70,600.00	.000	08/15/2026	100,000.00	2.945	2906
912833PA2	219295	2000	US TREASURY STRIP	10/17/2014	29,502.80	.000	08/15/2026	40,000.00	2.590	2906
912833PA2	224334	2000	USTREASURYSTRIP	10/08/2015	78,356.00	.000	08/15/2026	100,000.00	2.260	2906
912833PA2	224488	2000	USTREASURYSTRIP	10/22/2015	78,255.00	.000	08/15/2026	100,000.00	2.280	2906
912833PA2	224566	2000	USTREASURYSTRIP	10/29/2015	31,222.80	.000	08/15/2026	40,000.00	2.308	2906
912833PA2	228078	2000	US TREASURY STRI ZERO-% 8	09/23/2016	41,835.50	.000	08/15/2026	50,000.00	1.810	2906
912833PA2	228290	2000	US TREASURY STRI ZERO-% 8	10/14/2016	207,565.00	.000	08/15/2026	250,000.00	1.900	2906
912833PA2	234133	2000	S 0 08-15-26	10/26/2017	32,393.60	.000	08/15/2026	40,000.00	2.410	2906
912833PA2	234157	2000	S 0 08-15-26	10/26/2017	40,492.00	.000	08/15/2026	50,000.00	2.410	2906
912833PA2	234192	2000	S 0 08-15-26	10/27/2017	20,212.25	.000	08/15/2026	25,000.00	2.430	2906
912833PA2	237894	2000	S 0 08-15-26	08/23/2018	95,823.60	.000	08/15/2026	120,000.00	2.840	2906
912833PA2	237922	2000	S 0 08-15-26	08/23/2018	31,966.00	.000	08/15/2026	40,000.00	2.830	2906
912833PA2	237935	2000	S 0 08-15-26	08/23/2018	199,660.00	.000	08/15/2026	250,000.00	2.838	2906
912833PB0	183736	2000	US TREASURY STRIP	12/05/2007	21,105.00	.000	11/15/2026	50,000.00	4.605	2998
912833PB0	183943	2000	US TREASURY STRIP	12/19/2007	42,689.00	.000	11/15/2026	100,000.00	4.553	2998
912833PB0	184233	2000	US TREASURY STRIP	01/10/2008	64,200.00	.000	11/15/2026	150,000.00	4.554	2998



Run Date: 9/4/2018 1:27:29 PM

Investments Outstanding As Of Date: 8/31/2018

INVENTORY BY MATURITY REPORT

CUSIP	Investment #	Fund	Issuer	Purchase Date	Current Book	Current Rate	Maturity Date	Current Par	YTM	Days to Maturity
912833PBO	189220	2000	US TREASURY STRIP	11/21/2008	44,605.00	.000	11/15/2026	100,000.00	4.540	2998
912833PBO	189267	2000	US TREASURY STRIP	11/21/2008	2,250.00	.000	11/15/2026	5,000.00	4.490	2998
912833PBO	189965	2000	US TREASURY STRIP	01/12/2009	132,050.00	.000	11/15/2026	250,000.00	3.610	2998
912833PBO	190254	2000	US TREASURY STRIP	02/04/2009	49,718.00	.000	11/15/2026	100,000.00	3.970	2998
912833PBO	194199	2000	US TREASURY STRIP	11/24/2009	46,951.00	.000	11/15/2026	100,000.00	4.504	2998
912833PBO	194732	2000	US TREASURY STRIP	01/28/2010	23,034.00	.000	11/15/2026	50,000.00	4.668	2998
912833PBO	201938	2000	US TREASURY STRIP	11/17/2010	26,084.00	.000	11/15/2026	50,000.00	4.110	2998
912833PBO	202153	2000	US TREASURY STRIP	11/24/2010	25,675.00	.000	11/15/2026	50,000.00	4.216	2998
912833PBO	203393	2000	US TREASURY STRIP	01/31/2011	48,751.00	.000	11/15/2026	100,000.00	4.603	2998
912833PBO	212195	2000	US TREASURY STRIP	11/30/2012	108,349.50	.000	11/15/2026	150,000.00	2.344	2998
912833PBO	212325	2000	US TREASURY STRIP	12/13/2012	253,270.50	.000	11/15/2026	350,000.00	2.337	2998
912833PBO	212654	2000	US TREASURY STRIP	01/17/2013	35,098.00	.000	11/15/2026	50,000.00	2.576	2998
912833PBO	216074	2000	US TREASURY STRIP	11/21/2013	32,461.00	.000	11/15/2026	50,000.00	3.355	2998
912833PBO	216419	2000	US TREASURY STRIP	01/09/2014	63,370.00	.000	11/15/2026	100,000.00	3.582	2998
912833PBO	219700	2000	US TREASURY STRIP	11/20/2014	180,460.00	.000	11/15/2026	250,000.00	2.738	2998
912833PBO	220249	2000	US TREASURY STRIP	01/09/2015	38,582.00	.000	11/15/2026	50,000.00	2.200	2998
912833PBO	220351	2000	US TREASURY STRIP	01/20/2015	77,161.00	.000	11/15/2026	100,000.00	2.206	2998
912833PBO	220437	2000	US TREASURY STRIP	01/26/2015	78,333.00	.000	11/15/2026	100,000.00	2.080	2998
912833PBO	220458	2000	US TREASURY STRIP	01/26/2015	39,050.50	.000	11/15/2026	50,000.00	2.105	2998
912833PBO	220477	2000	US TREASURY STRIP	01/26/2015	31,245.60	.000	11/15/2026	40,000.00	2.104	2998
912833PBO	220506	2000	US TREASURY STRIP	01/27/2015	195,617.50	.000	11/15/2026	250,000.00	2.090	2998
912833PBO	220610	2000	US TREASURY STRIP	01/29/2015	194,397.50	.000	11/15/2026	250,000.00	2.145	2998
912833PBO	225024	2000	USTREASURYSTRIP	12/24/2015	191,855.00	.000	11/15/2026	250,000.00	2.445	2998
912833PBO	225346	2000	USTREASURYSTRIP	02/04/2016	78,798.00	.000	11/15/2026	100,000.00	2.223	2998
912833PBO	228575	2000	US TREASURY STRI ZERO-% 1	11/14/2016	15,578.29	.000	11/15/2026	19,000.00	1.995	2998
912833PBO	229121	2000	S 0 11-15-26	01/12/2017	15,556.20	.000	11/15/2026	20,000.00	2.570	2998
912833PBO	229123	2000	S 0 11-15-26	01/12/2017	15,556.20	.000	11/15/2026	20,000.00	2.570	2998
912833PBO	229263	2000	S 0 11-15-26	01/26/2017	194,175.00	.000	11/15/2026	250,000.00	2.595	2998
912833PBO	229409	2000	S 0 11-15-26	02/02/2017	30,918.80	.000	11/15/2026	40,000.00	2.650	2998
912833PBO	234361	2000	S 0 11-15-26	11/16/2017	80,325.00	.000	11/15/2026	100,000.00	2.450	2998
912833PBO	234934	2000	S 0 11-15-26	01/25/2018	31,560.00	.000	11/15/2026	40,000.00	2.710	2998
912833PBO	235060	2000	S 0 11-15-26	02/02/2018	31,442.40	.000	11/15/2026	40,000.00	2.760	2998
912833PC8	184844	2000	US TREASURY STRIP	02/28/2008	3,992.97	.000	02/15/2027	10,000.00	4.900	3090



Run Date: 9/4/2018 1:27:29 PM

Investments Outstanding As Of Date: 8/31/2018

INVENTORY BY MATURITY REPORT

CUSIP	Investment #	Fund	Issuer	Purchase Date	Current Book	Current Rate	Maturity Date	Current Par	YTM	Days to Maturity
912833PC8	185234	2000	US TREASURY STRIP	03/27/2008	4,350.00	.000	02/15/2027	10,000.00	4.456	3090
912833PC8	185277	2000	US TREASURY STRIP	03/28/2008	21,736.50	.000	02/15/2027	50,000.00	4.460	3090
912833PC8	185603	2000	US TREASURY STRIP	04/16/2008	21,628.00	.000	02/15/2027	50,000.00	4.500	3090
912803BK8	185625	2000	US TREASURY STRIP (P)	04/16/2008	4,360.00	.000	02/15/2027	10,000.00	4.457	3090
912833PC8	185889	2000	US TREASURY STRIP	04/28/2008	10,477.25	.000	02/15/2027	25,000.00	4.680	3090
912833PC8	190603	2000	US TREASURY STRIP	02/27/2009	24,864.00	.000	02/15/2027	50,000.00	3.926	3090
912833PC8	190836	2000	US TREASURY STRIP	03/20/2009	24,427.50	.000	02/15/2027	50,000.00	4.040	3090
912833PC8	190960	2000	US TREASURY STRIP	03/30/2009	49,194.00	.000	02/15/2027	100,000.00	4.007	3090
912833PC8	191126	2000	US TREASURY STRIP	04/13/2009	2,550.00	.000	02/15/2027	5,000.00	3.810	3090
912833PC8	191217	2000	US TREASURY STRIP	04/16/2009	24,411.50	.000	02/15/2027	50,000.00	4.061	3090
912833PC8	191864	2000	US TREASURY STRIP	04/24/2009	24,565.00	.000	02/15/2027	50,000.00	4.030	3090
912833PC8	194863	2000	US TREASURY STRIP	02/08/2010	44,608.00	.000	02/15/2027	100,000.00	4.800	3090
912833PC8	195187	2000	US TREASURY STRIP	03/03/2010	22,413.00	.000	02/15/2027	50,000.00	4.789	3090
912833PC8	195394	2000	US TREASURY STRIP	03/12/2010	44,414.00	.000	02/15/2027	100,000.00	4.852	3090
912833PC8	195863	2000	US TREASURY STRIP	04/08/2010	21,881.50	.000	02/15/2027	50,000.00	4.963	3090
912833PC8	196888	2000	US TREASURY STRIP	04/30/2010	22,895.50	.000	02/15/2027	50,000.00	4.705	3090
912833PC8	203862	2000	US TREASURY STRIP	02/28/2011	24,078.50	.000	02/15/2027	50,000.00	4.630	3090
912833PC8	204509	2000	US TREASURY STRIP	04/12/2011	47,823.00	.000	02/15/2027	100,000.00	4.710	3090
912833PC8	205422	2000	US TREASURY STRIP	05/05/2011	50,336.00	.000	02/15/2027	100,000.00	4.397	3090
912833PC8	208705	2000	US TREASURY STRIP	02/16/2012	32,467.00	.000	02/15/2027	50,000.00	2.900	3090
912833PC8	208876	2000	US TREASURY STRIP	03/05/2012	65,416.00	.000	02/15/2027	100,000.00	2.859	3090
912833PC8	209015	2000	US TREASURY STRIP	03/19/2012	30,964.00	.000	02/15/2027	50,000.00	3.240	3090
912833PC8	209140	2000	US TREASURY STRIP	04/05/2012	31,497.00	.000	02/15/2027	50,000.00	3.134	3090
912833PC8	209932	2000	US TREASURY STRIP	04/30/2012	32,691.00	.000	02/15/2027	50,000.00	2.893	3090
912833PC8	213292	2000	US TREASURY STRIP	03/25/2013	34,351.00	.000	02/15/2027	50,000.00	2.720	3090
912833PC8	213364	2000	US TREASURY STRIP	03/28/2013	68,896.00	.000	02/15/2027	100,000.00	2.701	3090
912833PC8	213441	2000	US TREASURY STRIP	04/04/2013	34,935.00	.000	02/15/2027	50,000.00	2.602	3090
912833PC8	213508	2000	US TREASURY STRIP	04/12/2013	71,292.00	.000	02/15/2027	100,000.00	2.459	3090
912833PC8	214260	2000	US TREASURY STRIP	05/02/2013	72,161.00	.000	02/15/2027	100,000.00	2.380	3090
912833PC8	216914	2000	US TREASURY STRIP	03/21/2014	165,117.50	.000	02/15/2027	250,000.00	3.240	3090
912833PC8	220879	2000	US TREASURY STRIP	02/13/2015	30,468.80	.000	02/15/2027	40,000.00	2.280	3090
912833PC8	222353	2000	US TREASURY STRIP	04/30/2015	30,685.60	.000	02/15/2027	40,000.00	2.260	3090
912833PC8	225719	2000	USTREASURYSTRIP	03/17/2016	31,520.00	.000	02/15/2027	40,000.00	2.195	3090



Run Date: 9/4/2018 1:27:29 PM

Investments Outstanding As Of Date: 8/31/2018

INVENTORY BY MATURITY REPORT

CUSIP	Investment #	Fund	Issuer	Purchase Date	Current Book	Current Rate	Maturity Date	Current Par	YTM	Days to Maturity
912833PC8	225753	2000	USTREASURYSTRIP	03/17/2016	14,388.48	.000	02/15/2027	18,250.00	2.190	3090
912833PC8	229661	2000	S 0 02-15-27	02/24/2017	40,029.60	.000	02/15/2027	52,000.00	2.640	3090
912833PC8	230021	2000	S 0 02-15-27	03/24/2017	309,256.00	.000	02/15/2027	400,000.00	2.616	3090
912833PC8	230117	2000	S 0 02-15-27	03/30/2017	194,655.00	.000	02/15/2027	250,000.00	2.549	3090
912833PC8	230238	2000	S 0 02-15-27	04/06/2017	39,096.50	.000	02/15/2027	50,000.00	2.510	3090
912833PC8	230333	2000	S 0 02-15-27	04/17/2017	31,483.60	.000	02/15/2027	40,000.00	2.450	3090
912833PC8	230992	2000	S 0 02-15-27	04/28/2017	196,920.00	.000	02/15/2027	250,000.00	2.450	3090
912833PC8	235201	2000	S 0 02-15-27	02/15/2018	30,869.20	.000	02/15/2027	40,000.00	2.900	3090
912833PC8	235370	2000	S 0 02-15-27	03/01/2018	30,930.80	.000	02/15/2027	40,000.00	2.890	3090
912833PC8	235395	2000	S 0 02-15-27	03/01/2018	30,882.00	.000	02/15/2027	40,000.00	2.908	3090
912833PC8	235455	2000	S 0 02-15-27	03/05/2018	154,022.00	.000	02/15/2027	200,000.00	2.940	3090
912833PC8	235528	2000	S 0 02-15-27	03/08/2018	30,928.00	.000	02/15/2027	40,000.00	2.897	3090
912833PC8	236310	2000	S 0 02-15-27	04/26/2018	30,719.60	.000	02/15/2027	40,000.00	3.020	3090
912833PD6	186340	2010	US TREASURY STRIP	05/22/2008	3,045,578.14	.000	05/15/2027	7,538,000.00	4.832	3179
912833PD6	186426	2000	US TREASURY STRIP	05/27/2008	20,372.50	.000	05/15/2027	50,000.00	4.790	3179
912833PD6	186671	2000	US TREASURY STRIP	06/09/2008	9,998.00	.000	05/15/2027	25,000.00	4.900	3179
912833PD6	187234	2000	US TREASURY STRIP	07/11/2008	4,164.30	.000	05/15/2027	10,000.00	4.703	3179
912833PD6	192222	2000	US TREASURY STRIP	05/13/2009	66,435.00	.000	05/15/2027	150,000.00	4.575	3179
912833PD6	193241	2000	US TREASURY STRIP	08/18/2009	21,864.33	.000	05/15/2027	50,000.00	4.717	3179
912833PD6	197109	2000	US TREASURY STRIP	05/11/2010	144,946.69	.000	05/15/2027	306,000.00	4.441	3179
912833PD6	197201	2000	US TREASURY STRIP	05/14/2010	11,795.50	.000	05/15/2027	25,000.00	4.467	3179
912833PD6	198381	2000	US TREASURY STRIP	06/30/2010	25,454.50	.000	05/15/2027	50,000.00	4.041	3179
912833PD6	198710	2000	US TREASURY STRIP	07/13/2010	50,450.00	.000	05/15/2027	100,000.00	4.104	3179
912833PD6	205481	2000	US TREASURY STRIP	05/09/2011	50,215.00	.000	05/15/2027	100,000.00	4.347	3179
912833PD6	206126	2000	US TREASURY STRIP	06/13/2011	51,998.00	.000	05/15/2027	100,000.00	4.150	3179
912833PD6	206328	2000	US TREASURY STRIP	06/23/2011	25,947.00	.000	05/15/2027	50,000.00	4.170	3179
912833PD6	206378	2000	US TREASURY STRIP	06/27/2011	25,908.00	.000	05/15/2027	50,000.00	4.183	3179
912833PD6	210185	2000	US TREASURY STRIP	05/16/2012	33,482.00	.000	05/15/2027	50,000.00	2.692	3179
912833PD6	210400	2000	US TREASURY STRIP	06/06/2012	35,808.50	.000	05/15/2027	50,000.00	2.247	3179
912833PD6	210606	2000	US TREASURY STRIP	06/25/2012	34,692.00	.000	05/15/2027	50,000.00	2.470	3179
912833PD6	214712	2000	US TREASURY STRIP	06/17/2013	33,134.00	.000	05/15/2027	50,000.00	2.980	3179
912833PD6	218189	2000	US TREASURY STRIP	06/26/2014	33,701.00	.000	05/15/2027	50,000.00	3.085	3179
912833PD6	218222	2000	US TREASURY STRIP	06/27/2014	33,546.00	.000	05/15/2027	50,000.00	3.122	3179



Run Date: 9/4/2018 1:27:29 PM

Investments Outstanding As Of Date: 8/31/2018

INVENTORY BY MATURITY REPORT

CUSIP	Investment #	Fund	Issuer	Purchase Date	Current Book	Current Rate	Maturity Date	Current Par	YTM	Days to Maturity
912833PD6	218585	2000	US TREASURY STRIP	07/31/2014	34,509.50	.000	05/15/2027	50,000.00	2.920	3179
912833PD6	222627	2000	US TREASURY STRIP	05/21/2015	183,795.00	.000	05/15/2027	250,000.00	2.584	3179
912833PD6	226880	2000	US TREASURY STRI ZERO-% 5	05/26/2016	95,656.80	.000	05/15/2027	120,000.00	2.077	3179
912833PD6	227320	2000	US TREASURY STRI ZERO-% 5	07/15/2016	41,846.00	.000	05/15/2027	50,000.00	1.650	3179
912833PD6	227503	2000	US TREASURY STRI ZERO-% 5	07/29/2016	33,158.80	.000	05/15/2027	40,000.00	1.745	3179
912833PD6	227675	2000	US TREASURY STRI ZERO-% 5	08/12/2016	82,775.00	.000	05/15/2027	100,000.00	1.765	3179
912833PD6	231309	2000	S 0 05-15-27	05/11/2017	31,087.20	.000	05/15/2027	40,000.00	2.534	3179
912833PD6	231597	2000	S 0 05-15-27	06/02/2017	31,578.00	.000	05/15/2027	40,000.00	2.390	3179
912833PD6	237036	2000	S 0 05-15-27	06/14/2018	30,644.00	.000	05/15/2027	40,000.00	3.010	3179
912833PD6	237321	2000	S 0 05-15-27	07/06/2018	30,994.80	.000	05/15/2027	40,000.00	2.900	3179
912833PD6	237404	2000	S 0 05-15-27	07/12/2018	30,998.80	.000	05/15/2027	40,000.00	2.904	3179
912833PE4	178593	2000	US TREASURY STRIP	10/26/2006	49,154.22	.000	08/15/2027	138,000.00	5.024	3271
912833PE4	188074	2000	US TREASURY STRIP	09/15/2008	21,750.00	.000	08/15/2027	50,000.00	4.449	3271
912833PE4	188169	2010	US TREASURY STRIP	09/22/2008	256,982.40	.000	08/15/2027	576,000.00	4.317	3271
912833PE4	193260	2000	US TREASURY STRIP	08/18/2009	43,702.25	.000	08/15/2027	100,000.00	4.654	3271
912833PE4	199567	2000	US TREASURY STRIP	08/13/2010	25,602.50	.000	08/15/2027	50,000.00	3.975	3271
912833PE4	200630	2000	US TREASURY STRIP	09/24/2010	52,817.00	.000	08/15/2027	100,000.00	3.815	3271
912833PE4	207497	2000	US TREASURY STRIP	09/23/2011	31,345.50	.000	08/15/2027	50,000.00	2.960	3271
912833PE4	207867	2000	US TREASURY STRIP	10/31/2011	61,284.00	.000	08/15/2027	100,000.00	3.125	3271
912833PE4	207920	2000	US TREASURY STRIP	11/03/2011	30,555.00	.000	08/15/2027	50,000.00	3.145	3271
912833PE4	211246	2000	US TREASURY STRIP	08/17/2012	34,342.00	.000	08/15/2027	50,000.00	2.521	3271
912833PE4	211306	2000	US TREASURY STRIP	08/22/2012	67,512.00	.000	08/15/2027	100,000.00	2.640	3271
912833PE4	215301	2000	US TREASURY STRIP	08/16/2013	30,806.50	.000	08/15/2027	50,000.00	3.490	3271
912833PE4	215624	2000	US TREASURY STRIP	09/26/2013	31,071.50	.000	08/15/2027	50,000.00	3.456	3271
912833PE4	215888	2000	US TREASURY STRIP	11/01/2013	63,853.00	.000	08/15/2027	100,000.00	3.280	3271
912833PE4	218843	2000	US TREASURY STRIP	08/28/2014	277,688.00	.000	08/15/2027	400,000.00	2.835	3271
912833PE4	219035	2000	US TREASURY STRIP	09/18/2014	67,800.00	.000	08/15/2027	100,000.00	3.033	3271
912833PE4	219296	2000	US TREASURY STRIP	10/17/2014	28,463.20	.000	08/15/2027	40,000.00	2.670	3271
912833PE4	224335	2000	USTREASURYSTRI	10/08/2015	75,811.00	.000	08/15/2027	100,000.00	2.350	3271
912833PE4	224489	2000	USTREASURYSTRI	10/22/2015	75,613.00	.000	08/15/2027	100,000.00	2.380	3271
912833PE4	224567	2000	USTREASURYSTRI	10/29/2015	30,164.80	.000	08/15/2027	40,000.00	2.407	3271
912833PE4	228079	2000	US TREASURY STRI ZERO-% 8	09/23/2016	40,735.00	.000	08/15/2027	50,000.00	1.890	3271
912833PE4	228291	2000	US TREASURY STRI ZERO-% 8	10/14/2016	202,042.50	.000	08/15/2027	250,000.00	1.975	3271



Run Date: 9/4/2018 1:27:29 PM

Investments Outstanding As Of Date: 8/31/2018

INVENTORY BY MATURITY REPORT

CUSIP	Investment #	Fund	Issuer	Purchase Date	Current Book	Current Rate	Maturity Date	Current Par	YTM	Days to Maturity
912833PE4	234134	2000	S 0 08-15-27	10/26/2017	31,474.00	.000	08/15/2027	40,000.00	2.460	3271
912833PE4	234158	2000	S 0 08-15-27	10/26/2017	39,361.50	.000	08/15/2027	50,000.00	2.455	3271
912833PE4	234193	2000	S 0 08-15-27	10/27/2017	19,634.50	.000	08/15/2027	25,000.00	2.480	3271
912833PE4	237895	2000	S 0 08-15-27	08/23/2018	92,829.60	.000	08/15/2027	120,000.00	2.880	3271
912833PE4	237923	2000	S 0 08-15-27	08/23/2018	30,943.20	.000	08/15/2027	40,000.00	2.880	3271
912833PE4	237936	2000	S 0 08-15-27	08/23/2018	193,395.00	.000	08/15/2027	250,000.00	2.880	3271
31364DKL9	152858	2000	FNMA STRIP	12/11/2001	488,018.16	.000	10/08/2027	2,617,000.00	6.610	3325
912833QB9	189221	2000	US TREASURY STRIP	11/21/2008	42,253.00	.000	11/15/2027	100,000.00	4.590	3363
912833QB9	189268	2000	US TREASURY STRIP	11/21/2008	2,150.00	.000	11/15/2027	5,000.00	4.496	3363
912833QB9	189966	2000	US TREASURY STRIP	01/12/2009	126,822.50	.000	11/15/2027	250,000.00	3.635	3363
912833QB9	190255	2000	US TREASURY STRIP	02/04/2009	47,103.00	.000	11/15/2027	100,000.00	4.050	3363
912833QB9	194200	2000	US TREASURY STRIP	11/24/2009	44,817.00	.000	11/15/2027	100,000.00	4.515	3363
912833QB9	194733	2000	US TREASURY STRIP	01/28/2010	21,877.50	.000	11/15/2027	50,000.00	4.699	3363
912833QB9	201939	2000	US TREASURY STRIP	11/17/2010	24,671.50	.000	11/15/2027	50,000.00	4.200	3363
912833QB9	202155	2000	US TREASURY STRIP	11/24/2010	24,284.50	.000	11/15/2027	50,000.00	4.300	3363
912833QB9	203394	2000	US TREASURY STRIP	01/31/2011	46,118.00	.000	11/15/2027	100,000.00	4.664	3363
912833QB9	212196	2000	US TREASURY STRIP	11/30/2012	104,304.00	.000	11/15/2027	150,000.00	2.444	3363
912833QB9	212326	2000	US TREASURY STRIP	12/13/2012	243,411.00	.000	11/15/2027	350,000.00	2.449	3363
912833QB9	212655	2000	US TREASURY STRIP	01/17/2013	33,669.50	.000	11/15/2027	50,000.00	2.685	3363
912833QB9	216075	2000	US TREASURY STRIP	11/21/2013	30,927.50	.000	11/15/2027	50,000.00	3.465	3363
912833QB9	216420	2000	US TREASURY STRIP	01/09/2014	60,349.00	.000	11/15/2027	100,000.00	3.680	3363
912833QB9	219695	2000	US TREASURY STRIP	11/20/2014	174,025.00	.000	11/15/2027	250,000.00	2.809	3363
912833QB9	220250	2000	US TREASURY STRIP	01/09/2015	37,508.00	.000	11/15/2027	50,000.00	2.250	3363
912833QB9	220352	2000	US TREASURY STRIP	01/20/2015	74,914.00	.000	11/15/2027	100,000.00	2.266	3363
912833QB9	220438	2000	US TREASURY STRIP	01/26/2015	76,148.00	.000	11/15/2027	100,000.00	2.140	3363
912833QB9	220459	2000	US TREASURY STRIP	01/26/2015	37,956.00	.000	11/15/2027	50,000.00	2.165	3363
912833QB9	220478	2000	US TREASURY STRIP	01/26/2015	30,374.40	.000	11/15/2027	40,000.00	2.162	3363
912833QB9	220507	2000	US TREASURY STRIP	01/27/2015	190,140.00	.000	11/15/2027	250,000.00	2.150	3363
912833QB9	220611	2000	US TREASURY STRIP	01/29/2015	188,975.00	.000	11/15/2027	250,000.00	2.200	3363
912833QB9	225025	2000	USTREASURYSTRI	12/24/2015	185,802.50	.000	11/15/2027	250,000.00	2.511	3363
912833QB9	225348	2000	USTREASURYSTRI	02/04/2016	76,466.00	.000	11/15/2027	100,000.00	2.291	3363
912833QB9	228576	2000	US TREASURY STRI ZERO-% 1	11/14/2016	14,327.10	.000	11/15/2027	18,000.00	2.085	3363
912833QB9	229125	2000	S 0 11-15-27	01/12/2017	15,067.00	.000	11/15/2027	20,000.00	2.630	3363



Run Date: 9/4/2018 1:27:29 PM

Investments Outstanding As Of Date: 8/31/2018

INVENTORY BY MATURITY REPORT

CUSIP	Investment #	Fund	Issuer	Purchase Date	Current Book	Current Rate	Maturity Date	Current Par	YTM	Days to Maturity
912833QB9	229126	2000	S 0 11-15-27	01/12/2017	15,067.00	.000	11/15/2027	20,000.00	2.630	3363
912833QB9	229264	2000	S 0 11-15-27	01/26/2017	188,025.00	.000	11/15/2027	250,000.00	2.655	3363
912833QB9	229410	2000	S 0 11-15-27	02/02/2017	29,924.00	.000	11/15/2027	40,000.00	2.710	3363
912833QB9	234362	2000	S 0 11-15-27	11/16/2017	78,006.00	.000	11/15/2027	100,000.00	2.500	3363
912833QB9	234951	2000	S 0 11-15-17	01/25/2018	30,632.80	.000	11/15/2027	40,000.00	2.740	3363
912833QB9	235061	2000	S 0 11-15-27	02/02/2018	30,533.20	.000	11/15/2027	40,000.00	2.780	3363
31359YCX3	173965	2000	FNMA STRIP	12/14/2005	163,318.68	.000	01/15/2028	513,000.00	5.250	3424
912833RY8	184845	2000	US TREASURY STRIP	02/28/2008	3,811.70	.000	02/15/2028	10,000.00	4.890	3455
912833RY8	185235	2000	US TREASURY STRIP	03/27/2008	4,145.00	.000	02/15/2028	10,000.00	4.478	3455
912833RY8	185626	2000	US TREASURY STRIP	04/16/2008	4,125.00	.000	02/15/2028	10,000.00	4.515	3455
912833RY8	185890	2000	US TREASURY STRIP	04/28/2008	10,042.25	.000	02/15/2028	25,000.00	4.660	3455
912833RY8	190604	2000	US TREASURY STRIP	02/27/2009	24,675.00	.000	02/15/2028	50,000.00	3.758	3455
912833RY8	190835	2000	US TREASURY STRIP	03/20/2009	23,383.00	.000	02/15/2028	50,000.00	4.060	3455
912833RY8	190961	2000	US TREASURY STRIP	03/30/2009	47,190.00	.000	02/15/2028	100,000.00	4.017	3455
912833RY8	191127	2000	US TREASURY STRIP	04/13/2009	2,450.00	.000	02/15/2028	5,000.00	3.822	3455
912833RY8	191218	2000	US TREASURY STRIP	04/16/2009	23,318.00	.000	02/15/2028	50,000.00	4.091	3455
912833RY8	191865	2000	US TREASURY STRIP	04/24/2009	23,510.00	.000	02/15/2028	50,000.00	4.052	3455
912833RY8	194864	2000	US TREASURY STRIP	02/08/2010	42,392.00	.000	02/15/2028	100,000.00	4.820	3455
912833RY8	195188	2000	US TREASURY STRIP	03/03/2010	21,336.00	.000	02/15/2028	50,000.00	4.800	3455
912833RY8	195395	2000	US TREASURY STRIP	03/12/2010	42,132.00	.000	02/15/2028	100,000.00	4.879	3455
912833RY8	195864	2000	US TREASURY STRIP	04/08/2010	20,752.00	.000	02/15/2028	50,000.00	4.986	3455
912833RY8	196889	2000	US TREASURY STRIP	04/30/2010	21,770.00	.000	02/15/2028	50,000.00	4.727	3455
912833RY8	203863	2000	US TREASURY STRIP	02/28/2011	22,739.50	.000	02/15/2028	50,000.00	4.699	3455
912833RY8	204510	2000	US TREASURY STRIP	04/12/2011	45,348.00	.000	02/15/2028	100,000.00	4.750	3455
912833RY8	205423	2000	US TREASURY STRIP	05/05/2011	47,680.00	.000	02/15/2028	100,000.00	4.463	3455
912833RY8	208706	2000	US TREASURY STRIP	02/16/2012	31,175.00	.000	02/15/2028	50,000.00	2.975	3455
912833RY8	208877	2000	US TREASURY STRIP	03/05/2012	62,889.00	.000	02/15/2028	100,000.00	2.929	3455
912833RY8	209016	2000	US TREASURY STRIP	03/19/2012	29,611.50	.000	02/15/2028	50,000.00	3.320	3455
912833RY8	209141	2000	US TREASURY STRIP	04/05/2012	30,201.50	.000	02/15/2028	50,000.00	3.203	3455
912833RY8	209933	2000	US TREASURY STRIP	04/30/2012	31,377.00	.000	02/15/2028	50,000.00	2.972	3455
912833RY8	213295	2000	US TREASURY STRIP	03/25/2013	32,899.00	.000	02/15/2028	50,000.00	2.830	3455
912833RY8	213365	2000	US TREASURY STRIP	03/28/2013	66,007.00	.000	02/15/2028	100,000.00	2.810	3455
912833RY8	213442	2000	US TREASURY STRIP	04/04/2013	33,484.00	.000	02/15/2028	50,000.00	2.715	3455



Run Date: 9/4/2018 1:27:29 PM

Investments Outstanding As Of Date: 8/31/2018

INVENTORY BY MATURITY REPORT

CUSIP	Investment #	Fund	Issuer	Purchase Date	Current Book	Current Rate	Maturity Date	Current Par	YTM	Days to Maturity
912833RY8	213509	2000	US TREASURY STRIP	04/12/2013	68,518.00	.000	02/15/2028	100,000.00	2.563	3455
912833RY8	214261	2000	US TREASURY STRIP	05/02/2013	69,452.00	.000	02/15/2028	100,000.00	2.480	3455
912833RY8	216915	2000	US TREASURY STRIP	03/21/2014	157,507.50	.000	02/15/2028	250,000.00	3.350	3455
912833RY8	220881	2000	US TREASURY STRIP	02/13/2015	29,518.80	.000	02/15/2028	40,000.00	2.350	3455
912833RY8	222331	2000	US TREASURY STRIP	04/30/2015	29,739.20	.000	02/15/2028	40,000.00	2.330	3455
912833RY8	225721	2000	USTREASURYSTRIP	03/17/2016	30,577.20	.000	02/15/2028	40,000.00	2.267	3455
912833RY8	225756	2000	USTREASURYSTRIP	03/17/2016	13,962.89	.000	02/15/2028	18,250.00	2.260	3455
912833RY8	229663	2000	S 0 02-15-28	02/24/2017	38,783.16	.000	02/15/2028	52,000.00	2.690	3455
912833RY8	230022	2000	S 0 02-15-28	03/24/2017	299,124.00	.000	02/15/2028	400,000.00	2.685	3455
912833RY8	230119	2000	S 0 02-15-28	03/30/2017	188,612.50	.000	02/15/2028	250,000.00	2.606	3455
912833RY8	230239	2000	S 0 02-15-28	04/06/2017	37,929.50	.000	02/15/2028	50,000.00	2.560	3455
912833RY8	230334	2000	S 0 02-15-28	04/17/2017	30,562.40	.000	02/15/2028	40,000.00	2.500	3455
912833RY8	230993	2000	S 0 02-15-28	04/28/2017	191,160.00	.000	02/15/2028	250,000.00	2.500	3455
912833RY8	235202	2000	S 0 02-15-28	02/15/2018	29,845.60	.000	02/15/2028	40,000.00	2.950	3455
912833RY8	235371	2000	S 0 02-15-28	03/01/2018	29,908.80	.000	02/15/2028	40,000.00	2.940	3455
912833RY8	235396	2000	S 0 02-15-28	03/01/2018	29,842.00	.000	02/15/2028	40,000.00	2.963	3455
912833RY8	235456	2000	S 0 02-15-28	03/05/2018	148,714.00	.000	02/15/2028	200,000.00	3.000	3455
912833RY8	235529	2000	S 0 02-15-28	03/08/2018	29,907.60	.000	02/15/2028	40,000.00	2.946	3455
912833RY8	236311	2000	S 0 02-15-28	04/26/2018	29,726.40	.000	02/15/2028	40,000.00	3.050	3455
912833WQ9	186341	2010	US TREASURY STRIP	05/22/2008	2,914,416.94	.000	05/15/2028	7,538,000.00	4.813	3545
912833WQ9	186672	2000	US TREASURY STRIP	06/09/2008	9,572.00	.000	05/15/2028	25,000.00	4.875	3545
912833WQ9	187235	2000	US TREASURY STRIP	07/11/2008	3,993.00	.000	05/15/2028	10,000.00	4.680	3545
912833WQ9	192224	2000	US TREASURY STRIP	05/13/2009	63,585.00	.000	05/15/2028	150,000.00	4.567	3545
912833WQ9	193242	2000	US TREASURY STRIP	08/18/2009	22,379.83	.000	05/15/2028	50,000.00	4.335	3545
912833WQ9	197110	2000	US TREASURY STRIP	05/11/2010	137,853.61	.000	05/15/2028	306,000.00	4.477	3545
912833WQ9	197202	2000	US TREASURY STRIP	05/14/2010	11,177.00	.000	05/15/2028	25,000.00	4.522	3545
912833WQ9	198382	2000	US TREASURY STRIP	06/30/2010	24,247.50	.000	05/15/2028	50,000.00	4.090	3545
912833WQ9	198711	2000	US TREASURY STRIP	07/13/2010	48,200.00	.000	05/15/2028	100,000.00	4.133	3545
912833WQ9	205482	2000	US TREASURY STRIP	05/09/2011	47,643.00	.000	05/15/2028	100,000.00	4.405	3545
912833WQ9	206127	2000	US TREASURY STRIP	06/13/2011	49,493.00	.000	05/15/2028	100,000.00	4.200	3545
912833WQ9	206327	2000	US TREASURY STRIP	06/23/2011	24,652.00	.000	05/15/2028	50,000.00	4.230	3545
912833WQ9	206379	2000	US TREASURY STRIP	06/27/2011	24,620.50	.000	05/15/2028	50,000.00	4.240	3545
912833WQ9	210186	2000	US TREASURY STRIP	05/16/2012	32,309.50	.000	05/15/2028	50,000.00	2.748	3545



Run Date: 9/4/2018 1:27:29 PM

Investments Outstanding As Of Date: 8/31/2018

INVENTORY BY MATURITY REPORT

CUSIP	Investment #	Fund	Issuer	Purchase Date	Current Book	Current Rate	Maturity Date	Current Par	YTM	Days to Maturity
912833WQ9	210401	2000	US TREASURY STRIP	06/06/2012	34,894.00	.000	05/15/2028	50,000.00	2.269	3545
912833WQ9	210607	2000	US TREASURY STRIP	06/25/2012	33,486.00	.000	05/15/2028	50,000.00	2.539	3545
912833WQ9	214713	2000	US TREASURY STRIP	06/17/2013	31,699.00	.000	05/15/2028	50,000.00	3.080	3545
912833WQ9	218190	2000	US TREASURY STRIP	06/26/2014	32,263.00	.000	05/15/2028	50,000.00	3.180	3545
912833WQ9	218216	2000	US TREASURY STRIP	06/27/2014	32,103.00	.000	05/15/2028	50,000.00	3.217	3545
912833WQ9	218586	2000	US TREASURY STRIP	07/31/2014	33,116.00	.000	05/15/2028	50,000.00	3.010	3545
912833WQ9	222629	2000	US TREASURY STRIP	05/21/2015	177,315.00	.000	05/15/2028	250,000.00	2.663	3545
912833WQ9	226881	2000	US TREASURY STRI ZERO-% 5	05/26/2016	92,816.40	.000	05/15/2028	120,000.00	2.157	3545
912833WQ9	227321	2000	US TREASURY STRI ZERO-% 5	07/15/2016	40,803.00	.000	05/15/2028	50,000.00	1.725	3545
912833WQ9	227504	2000	US TREASURY STRI ZERO-% 5	07/29/2016	32,340.80	.000	05/15/2028	40,000.00	1.810	3545
912833WQ9	227676	2000	US TREASURY STRI ZERO-% 5	08/12/2016	80,672.00	.000	05/15/2028	100,000.00	1.835	3545
912833WQ9	231310	2000	S 0 05-15-28	05/11/2017	30,107.20	.000	05/15/2028	40,000.00	2.597	3545
912833WQ9	231599	2000	S 0 05-15-28	06/02/2017	30,636.80	.000	05/15/2028	40,000.00	2.450	3545
912833WQ9	237037	2000	S 0 05-15-28	06/14/2018	29,684.00	.000	05/15/2028	40,000.00	3.030	3545
912833WQ9	237322	2000	S 0 05-15-28	07/06/2018	30,036.80	.000	05/15/2028	40,000.00	2.927	3545
912833WQ9	237411	2000	S 0 05-15-28	07/12/2018	30,018.00	.000	05/15/2028	40,000.00	2.938	3545
31359YCY1	173971	2000	FNMA STRIP	12/14/2005	124,161.72	.000	07/15/2028	402,000.00	5.270	3606
912833RZ5	178594	2000	US TREASURY STRIP	10/26/2006	46,993.14	.000	08/15/2028	138,000.00	5.002	3637
912833RZ5	188170	2010	US TREASURY STRIP	09/22/2008	247,104.00	.000	08/15/2028	576,000.00	4.299	3637
912833RZ5	193261	2000	US TREASURY STRIP	08/18/2009	41,670.25	.000	08/15/2028	100,000.00	4.663	3637
912833RZ5	199568	2000	US TREASURY STRIP	08/13/2010	24,355.00	.000	08/15/2028	50,000.00	4.035	3637
912833RZ5	200631	2000	US TREASURY STRIP	09/24/2010	50,193.00	.000	08/15/2028	100,000.00	3.890	3637
912833RZ5	207498	2000	US TREASURY STRIP	09/23/2011	30,028.50	.000	08/15/2028	50,000.00	3.041	3637
912833RZ5	207868	2000	US TREASURY STRIP	10/31/2011	58,924.00	.000	08/15/2028	100,000.00	3.175	3637
912833RZ5	207921	2000	US TREASURY STRIP	11/03/2011	29,338.50	.000	08/15/2028	50,000.00	3.202	3637
912833RZ5	211247	2000	US TREASURY STRIP	08/17/2012	33,155.50	.000	08/15/2028	50,000.00	2.585	3637
912833RZ5	211307	2000	US TREASURY STRIP	08/22/2012	65,071.00	.000	08/15/2028	100,000.00	2.707	3637
912833RZ5	215302	2000	US TREASURY STRIP	08/16/2013	29,367.00	.000	08/15/2028	50,000.00	3.580	3637
912833RZ5	215626	2000	US TREASURY STRIP	09/26/2013	29,645.50	.000	08/15/2028	50,000.00	3.542	3637
912833RZ5	215889	2000	US TREASURY STRIP	11/01/2013	61,006.00	.000	08/15/2028	100,000.00	3.370	3637
912833RZ5	218844	2000	US TREASURY STRIP	08/28/2014	267,208.00	.000	08/15/2028	400,000.00	2.910	3637
912833RZ5	219036	2000	US TREASURY STRIP	09/18/2014	65,100.00	.000	08/15/2028	100,000.00	3.110	3637
912833RZ5	219298	2000	US TREASURY STRIP	10/17/2014	27,454.80	.000	08/15/2028	40,000.00	2.740	3637



Run Date: 9/4/2018 1:27:29 PM

Investments Outstanding As Of Date: 8/31/2018

INVENTORY BY MATURITY REPORT

CUSIP	Investment #	Fund	Issuer	Purchase Date	Current Book	Current Rate	Maturity Date	Current Par	YTM	Days to Maturity
912833RZ5	224322	2000	USTREASURYSTRIP	10/08/2015	73,358.00	.000	08/15/2028	100,000.00	2.425	3637
912833RZ5	224490	2000	USTREASURYSTRIP	10/22/2015	73,193.00	.000	08/15/2028	100,000.00	2.450	3637
912833RZ5	224568	2000	USTREASURYSTRIP	10/29/2015	29,199.60	.000	08/15/2028	40,000.00	2.475	3637
912833RZ5	228080	2000	US TREASURY STRI ZERO-% 8	09/23/2016	39,718.00	.000	08/15/2028	50,000.00	1.945	3637
912833RZ5	228292	2000	US TREASURY STRI ZERO-% 8	10/14/2016	196,607.50	.000	08/15/2028	250,000.00	2.040	3637
912833RZ5	234135	2000	S 0 08-15-28	10/26/2017	30,583.20	.000	08/15/2028	40,000.00	2.500	3637
912833RZ5	234159	2000	S 0 08-15-28	10/26/2017	38,229.00	.000	08/15/2028	50,000.00	2.500	3637
912833RZ5	234194	2000	S 0 08-15-28	10/27/2017	19,075.00	.000	08/15/2028	25,000.00	2.520	3637
912833RZ5	237898	2000	S 0 08-15-28	08/23/2018	89,947.20	.000	08/15/2028	120,000.00	2.910	3637
912833RZ5	237924	2000	S 0 08-15-28	08/23/2018	30,011.60	.000	08/15/2028	40,000.00	2.900	3637
912833RZ5	237937	2000	S 0 08-15-28	08/23/2018	187,427.50	.000	08/15/2028	250,000.00	2.908	3637
3134A4CJ1	173969	2000	FHLMC STRIP	12/14/2005	391,074.72	.000	09/15/2028	1,252,000.00	5.180	3668
912833WR7	189269	2000	US TREASURY STRIP	11/21/2008	2,100.00	.000	11/15/2028	5,000.00	4.389	3729
912833WR7	194201	2000	US TREASURY STRIP	11/24/2009	42,737.00	.000	11/15/2028	100,000.00	4.531	3729
912833WR7	194734	2000	US TREASURY STRIP	01/28/2010	20,819.50	.000	11/15/2028	50,000.00	4.716	3729
912833WR7	201940	2000	US TREASURY STRIP	11/17/2010	23,377.00	.000	11/15/2028	50,000.00	4.270	3729
912833WR7	202156	2000	US TREASURY STRIP	11/24/2010	23,077.00	.000	11/15/2028	50,000.00	4.348	3729
912833WR7	203395	2000	US TREASURY STRIP	01/31/2011	43,735.00	.000	11/15/2028	100,000.00	4.704	3729
912833WR7	212197	2000	US TREASURY STRIP	11/30/2012	100,618.50	.000	11/15/2028	150,000.00	2.518	3729
912833WR7	212327	2000	US TREASURY STRIP	12/13/2012	234,944.50	.000	11/15/2028	350,000.00	2.519	3729
912833WR7	212656	2000	US TREASURY STRIP	01/17/2013	32,371.50	.000	11/15/2028	50,000.00	2.766	3729
912833WR7	216076	2000	US TREASURY STRIP	11/21/2013	29,533.00	.000	11/15/2028	50,000.00	3.545	3729
912833WR7	216421	2000	US TREASURY STRIP	01/09/2014	57,622.00	.000	11/15/2028	100,000.00	3.747	3729
912833WR7	219696	2000	US TREASURY STRIP	11/20/2014	167,887.50	.000	11/15/2028	250,000.00	2.867	3729
912833WR7	220251	2000	US TREASURY STRIP	01/09/2015	36,428.00	.000	11/15/2028	50,000.00	2.300	3729
912833WR7	220353	2000	US TREASURY STRIP	01/20/2015	72,720.00	.000	11/15/2028	100,000.00	2.319	3729
912833WR7	220440	2000	US TREASURY STRIP	01/26/2015	73,835.00	.000	11/15/2028	100,000.00	2.210	3729
912833WR7	220460	2000	US TREASURY STRIP	01/26/2015	36,834.50	.000	11/15/2028	50,000.00	2.227	3729
912833WR7	220480	2000	US TREASURY STRIP	01/26/2015	29,477.60	.000	11/15/2028	40,000.00	2.224	3729
912833WR7	220508	2000	US TREASURY STRIP	01/27/2015	184,852.50	.000	11/15/2028	250,000.00	2.200	3729
912833WR7	220612	2000	US TREASURY STRIP	01/29/2015	183,205.00	.000	11/15/2028	250,000.00	2.266	3729
912833WR7	225026	2000	USTREASURYSTRIP	12/24/2015	179,707.50	.000	11/15/2028	250,000.00	2.577	3729
912833WR7	225349	2000	USTREASURYSTRIP	02/04/2016	73,937.00	.000	11/15/2028	100,000.00	2.377	3729



Run Date: 9/4/2018 1:27:29 PM

Investments Outstanding As Of Date: 8/31/2018

INVENTORY BY MATURITY REPORT

CUSIP	Investment #	Fund	Issuer	Purchase Date	Current Book	Current Rate	Maturity Date	Current Par	YTM	Days to Maturity
912833WR7	228577	2000	US TREASURY STRI ZERO-% 1	11/14/2016	13,946.58	.000	11/15/2028	18,000.00	2.137	3729
912833WR7	229128	2000	S 0 11-15-28	01/12/2017	14,592.80	.000	11/15/2028	20,000.00	2.680	3729
912833WR7	229129	2000	S 0 11-15-28	01/12/2017	14,592.80	.000	11/15/2028	20,000.00	2.680	3729
912833WR7	229265	2000	S 0 11-15-28	01/26/2017	182,175.00	.000	11/15/2028	250,000.00	2.700	3729
912833WR7	229411	2000	S 0 11-15-28	02/02/2017	28,960.40	.000	11/15/2028	40,000.00	2.760	3729
912833WR7	234363	2000	S 0 11-15-28	11/16/2017	75,762.00	.000	11/15/2028	100,000.00	2.540	3729
912833WR7	234935	2000	S 0 11-15-28	01/25/2018	29,747.20	.000	11/15/2028	40,000.00	2.760	3729
912833WR7	235062	2000	S 0 11-15-28	02/02/2018	29,607.20	.000	11/15/2028	40,000.00	2.810	3729
31359YCZ8	173966	2000	FNMA STRIP	12/14/2005	155,772.45	.000	01/15/2029	513,000.00	5.230	3790
912833XN5	184846	2000	US TREASURY STRIP	02/28/2008	3,646.82	.000	02/15/2029	10,000.00	4.870	3821
912833XN5	185236	2000	US TREASURY STRIP	03/27/2008	4,000.00	.000	02/15/2029	10,000.00	4.435	3821
912833XN5	185627	2000	US TREASURY STRIP	04/16/2008	3,990.00	.000	02/15/2029	10,000.00	4.459	3821
912833XN5	185891	2000	US TREASURY STRIP	04/28/2008	9,590.25	.000	02/15/2029	25,000.00	4.660	3821
912833XN5	191128	2000	US TREASURY STRIP	04/13/2009	2,350.00	.000	02/15/2029	5,000.00	3.841	3821
912833XN5	194865	2000	US TREASURY STRIP	02/08/2010	40,420.00	.000	02/15/2029	100,000.00	4.820	3821
912833XN5	195189	2000	US TREASURY STRIP	03/03/2010	21,321.50	.000	02/15/2029	50,000.00	4.547	3821
912833XN5	195396	2000	US TREASURY STRIP	03/12/2010	40,031.00	.000	02/15/2029	100,000.00	4.895	3821
912833XN5	195865	2000	US TREASURY STRIP	04/08/2010	19,674.00	.000	02/15/2029	50,000.00	5.008	3821
912833XN5	196890	2000	US TREASURY STRIP	04/30/2010	20,728.50	.000	02/15/2029	50,000.00	4.740	3821
912833XN5	203864	2000	US TREASURY STRIP	02/28/2011	21,484.00	.000	02/15/2029	50,000.00	4.758	3821
912833XN5	204511	2000	US TREASURY STRIP	04/12/2011	42,819.00	.000	02/15/2029	100,000.00	4.810	3821
912833XN5	205424	2000	US TREASURY STRIP	05/05/2011	45,195.00	.000	02/15/2029	100,000.00	4.517	3821
912833XN5	208707	2000	US TREASURY STRIP	02/16/2012	30,015.50	.000	02/15/2029	50,000.00	3.025	3821
912833XN5	208878	2000	US TREASURY STRIP	03/05/2012	60,629.00	.000	02/15/2029	100,000.00	2.974	3821
912833XN5	209017	2000	US TREASURY STRIP	03/19/2012	28,462.50	.000	02/15/2029	50,000.00	3.360	3821
912833XN5	209142	2000	US TREASURY STRIP	04/05/2012	29,073.00	.000	02/15/2029	50,000.00	3.241	3821
912833XN5	209934	2000	US TREASURY STRIP	04/30/2012	30,194.00	.000	02/15/2029	50,000.00	3.026	3821
912833XN5	213296	2000	US TREASURY STRIP	03/25/2013	31,539.50	.000	02/15/2029	50,000.00	2.920	3821
912833XN5	213366	2000	US TREASURY STRIP	03/28/2013	63,263.00	.000	02/15/2029	100,000.00	2.903	3821
912833XN5	213443	2000	US TREASURY STRIP	04/04/2013	32,116.50	.000	02/15/2029	50,000.00	2.809	3821
912833XN5	213510	2000	US TREASURY STRIP	04/12/2013	65,831.00	.000	02/15/2029	100,000.00	2.656	3821
912833XN5	214262	2000	US TREASURY STRIP	05/02/2013	66,921.00	.000	02/15/2029	100,000.00	2.560	3821
912833XN5	216916	2000	US TREASURY STRIP	03/21/2014	150,362.50	.000	02/15/2029	250,000.00	3.440	3821



Run Date: 9/4/2018 1:27:29 PM

Investments Outstanding As Of Date: 8/31/2018

INVENTORY BY MATURITY REPORT

CUSIP	Investment #	Fund	Issuer	Purchase Date	Current Book	Current Rate	Maturity Date	Current Par	YTM	Days to Maturity
912833XN5	220882	2000	US TREASURY STRIP	02/13/2015	28,678.00	.000	02/15/2029	40,000.00	2.390	3821
912833XN5	222332	2000	US TREASURY STRIP	04/30/2015	28,782.00	.000	02/15/2029	40,000.00	2.400	3821
912833XN5	225724	2000	USTREASURYSTRIP	03/17/2016	29,622.80	.000	02/15/2029	40,000.00	2.339	3821
912833XN5	225758	2000	USTREASURYSTRIP	03/17/2016	13,531.10	.000	02/15/2029	18,250.00	2.330	3821
912833XN5	229665	2000	S 0 02-15-29	02/24/2017	37,537.76	.000	02/15/2029	52,000.00	2.740	3821
912833XN5	230023	2000	S 0 02-15-29	03/24/2017	289,192.00	.000	02/15/2029	400,000.00	2.745	3821
912833XN5	230120	2000	S 0 02-15-29	03/30/2017	182,500.00	.000	02/15/2029	250,000.00	2.666	3821
912833XN5	230240	2000	S 0 02-15-29	04/06/2017	36,675.00	.000	02/15/2029	50,000.00	2.630	3821
912833XN5	230335	2000	S 0 02-15-29	04/17/2017	29,604.00	.000	02/15/2029	40,000.00	2.560	3821
912833XN5	230994	2000	S 0 02-15-29	04/28/2017	185,170.00	.000	02/15/2029	250,000.00	2.560	3821
912833XN5	235184	2000	S 0 02-15-29	02/15/2018	28,921.20	.000	02/15/2029	40,000.00	2.970	3821
912833XN5	235372	2000	S 0 02-15-29	03/01/2018	28,954.40	.000	02/15/2029	40,000.00	2.970	3821
912833XN5	235397	2000	S 0 02-15-29	03/01/2018	28,893.20	.000	02/15/2029	40,000.00	2.990	3821
912833XN5	235457	2000	S 0 02-15-29	03/05/2018	144,102.00	.000	02/15/2029	200,000.00	3.016	3821
912833XN5	235530	2000	S 0 02-15-29	03/08/2018	28,961.60	.000	02/15/2029	40,000.00	2.973	3821
912833XN5	236312	2000	S 0 02-15-29	04/26/2018	28,809.20	.000	02/15/2029	40,000.00	3.060	3821
912833XS4	186343	2010	US TREASURY STRIP	05/22/2008	2,772,174.88	.000	05/15/2029	7,538,000.00	4.825	3910
912833XS4	186673	2000	US TREASURY STRIP	06/09/2008	9,140.50	.000	05/15/2029	25,000.00	4.865	3910
912833XS4	187236	2000	US TREASURY STRIP	07/11/2008	3,824.10	.000	05/15/2029	10,000.00	4.665	3910
912833XS4	197112	2000	US TREASURY STRIP	05/11/2010	131,543.89	.000	05/15/2029	306,000.00	4.490	3910
912833XS4	197204	2000	US TREASURY STRIP	05/14/2010	10,619.00	.000	05/15/2029	25,000.00	4.557	3910
912833XS4	198383	2000	US TREASURY STRIP	06/30/2010	23,037.00	.000	05/15/2029	50,000.00	4.148	3910
912833XS4	198712	2000	US TREASURY STRIP	07/13/2010	45,800.00	.000	05/15/2029	100,000.00	4.188	3910
912833XS4	205483	2000	US TREASURY STRIP	05/09/2011	45,223.00	.000	05/15/2029	100,000.00	4.453	3910
912833XS4	206128	2000	US TREASURY STRIP	06/13/2011	46,816.00	.000	05/15/2029	100,000.00	4.280	3910
912833XS4	206326	2000	US TREASURY STRIP	06/23/2011	23,435.00	.000	05/15/2029	50,000.00	4.280	3910
912833XS4	206381	2000	US TREASURY STRIP	06/27/2011	23,374.50	.000	05/15/2029	50,000.00	4.297	3910
912833XS4	210187	2000	US TREASURY STRIP	05/16/2012	31,146.00	.000	05/15/2029	50,000.00	2.804	3910
912833XS4	210402	2000	US TREASURY STRIP	06/06/2012	33,823.50	.000	05/15/2029	50,000.00	2.321	3910
912833XS4	210608	2000	US TREASURY STRIP	06/25/2012	32,418.00	.000	05/15/2029	50,000.00	2.582	3910
912833XS4	214714	2000	US TREASURY STRIP	06/17/2013	30,314.50	.000	05/15/2029	50,000.00	3.170	3910
912833XS4	218191	2000	US TREASURY STRIP	06/26/2014	30,919.50	.000	05/15/2029	50,000.00	3.255	3910
912833XS4	218217	2000	US TREASURY STRIP	06/27/2014	30,768.50	.000	05/15/2029	50,000.00	3.289	3910



Run Date: 9/4/2018 1:27:29 PM

Investments Outstanding As Of Date: 8/31/2018

INVENTORY BY MATURITY REPORT

CUSIP	Investment #	Fund	Issuer	Purchase Date	Current Book	Current Rate	Maturity Date	Current Par	YTM	Days to Maturity
912833XS4	218587	2000	US TREASURY STRIP	07/31/2014	31,815.00	.000	05/15/2029	50,000.00	3.080	3910
912833XS4	222631	2000	US TREASURY STRIP	05/21/2015	170,645.00	.000	05/15/2029	250,000.00	2.750	3910
912833XS4	226882	2000	US TREASURY STRI ZERO-% 5	05/26/2016	90,230.40	.000	05/15/2029	120,000.00	2.210	3910
912833XS4	227322	2000	US TREASURY STRI ZERO-% 5	07/15/2016	39,854.00	.000	05/15/2029	50,000.00	1.775	3910
912833XS4	227505	2000	US TREASURY STRI ZERO-% 5	07/29/2016	31,562.40	.000	05/15/2029	40,000.00	1.860	3910
912833XS4	227677	2000	US TREASURY STRI ZERO-% 5	08/12/2016	78,862.00	.000	05/15/2029	100,000.00	1.870	3910
912833XS4	231311	2000	S 0 05-15-29	05/11/2017	29,104.80	.000	05/15/2029	40,000.00	2.665	3910
912833XS4	231601	2000	S 0 05-15-29	06/02/2017	29,688.80	.000	05/15/2029	40,000.00	2.510	3910
912833XS4	237038	2000	S 0 05-15-29	06/14/2018	28,742.40	.000	05/15/2029	40,000.00	3.050	3910
912833XS4	237323	2000	S 0 05-15-29	07/06/2018	29,140.00	.000	05/15/2029	40,000.00	2.939	3910
912833XS4	237415	2000	S 0 05-15-29	07/12/2018	29,154.40	.000	05/15/2029	40,000.00	2.938	3910
912833XP0	178595	2000	US TREASURY STRIP	10/26/2006	44,867.94	.000	08/15/2029	138,000.00	4.988	4002
912833XP0	188171	2010	US TREASURY STRIP	09/22/2008	237,248.64	.000	08/15/2029	576,000.00	4.290	4002
912833XP0	199569	2000	US TREASURY STRIP	08/13/2010	23,141.00	.000	08/15/2029	50,000.00	4.095	4002
912833XP0	200632	2000	US TREASURY STRIP	09/24/2010	47,851.00	.000	08/15/2029	100,000.00	3.940	4002
912833XP0	207499	2000	US TREASURY STRIP	09/23/2011	28,792.50	.000	08/15/2029	50,000.00	3.108	4002
912833XP0	207869	2000	US TREASURY STRIP	10/31/2011	56,550.00	.000	08/15/2029	100,000.00	3.230	4002
912833XP0	207922	2000	US TREASURY STRIP	11/03/2011	28,163.50	.000	08/15/2029	50,000.00	3.254	4002
912833XP0	211248	2000	US TREASURY STRIP	08/17/2012	32,050.50	.000	08/15/2029	50,000.00	2.634	4002
912833XP0	211308	2000	US TREASURY STRIP	08/22/2012	62,827.00	.000	08/15/2029	100,000.00	2.756	4002
912833XP0	215303	2000	US TREASURY STRIP	08/16/2013	28,077.00	.000	08/15/2029	50,000.00	3.640	4002
912833XP0	215627	2000	US TREASURY STRIP	09/26/2013	28,280.50	.000	08/15/2029	50,000.00	3.620	4002
912833XP0	215890	2000	US TREASURY STRIP	11/01/2013	58,272.00	.000	08/15/2029	100,000.00	3.450	4002
912833XP0	218845	2000	US TREASURY STRIP	08/28/2014	257,308.00	.000	08/15/2029	400,000.00	2.970	4002
912833XP0	219037	2000	US TREASURY STRIP	09/18/2014	62,500.00	.000	08/15/2029	100,000.00	3.178	4002
912833XP0	219297	2000	US TREASURY STRIP	10/17/2014	26,503.60	.000	08/15/2029	40,000.00	2.795	4002
912833XP0	224323	2000	USTREASURYSTRIP	10/08/2015	70,977.00	.000	08/15/2029	100,000.00	2.490	4002
912833XP0	224491	2000	USTREASURYSTRIP	10/22/2015	70,753.00	.000	08/15/2029	100,000.00	2.520	4002
912833XP0	224569	2000	USTREASURYSTRIP	10/29/2015	28,246.80	.000	08/15/2029	40,000.00	2.538	4002
912833XP0	228081	2000	US TREASURY STRI ZERO-% 8	09/23/2016	38,585.50	.000	08/15/2029	50,000.00	2.020	4002
912833XP0	228293	2000	US TREASURY STRI ZERO-% 8	10/14/2016	191,315.00	.000	08/15/2029	250,000.00	2.095	4002
912833XP0	234136	2000	S 0 08-15-29	10/26/2017	29,693.60	.000	08/15/2029	40,000.00	2.540	4002
912833XP0	234160	2000	S 0 08-15-29	10/26/2017	37,117.00	.000	08/15/2029	50,000.00	2.540	4002



Run Date: 9/4/2018 1:27:29 PM

Investments Outstanding As Of Date: 8/31/2018

INVENTORY BY MATURITY REPORT

CUSIP	Investment #	Fund	Issuer	Purchase Date	Current Book	Current Rate	Maturity Date	Current Par	YTM	Days to Maturity
912833XP0	234195	2000	S 0 08-15-29	10/27/2017	18,516.75	.000	08/15/2029	25,000.00	2.560	4002
912833XP0	237897	2000	S 0 08-15-29	08/23/2018	87,290.40	.000	08/15/2029	120,000.00	2.920	4002
912833XP0	237925	2000	S 0 08-15-29	08/23/2018	29,096.80	.000	08/15/2029	40,000.00	2.920	4002
912833XP0	237938	2000	S 0 08-15-29	08/23/2018	181,762.50	.000	08/15/2029	250,000.00	2.925	4002
912833XT2	189270	2000	US TREASURY STRIP	11/21/2008	2,012.50	.000	11/15/2029	5,000.00	4.384	4094
912833XT2	201941	2000	US TREASURY STRIP	11/17/2010	22,038.00	.000	11/15/2029	50,000.00	4.360	4094
912833XT2	202157	2000	US TREASURY STRIP	11/24/2010	21,799.50	.000	11/15/2029	50,000.00	4.423	4094
912833XT2	203396	2000	US TREASURY STRIP	01/31/2011	41,397.00	.000	11/15/2029	100,000.00	4.750	4094
912833XT2	212198	2000	US TREASURY STRIP	11/30/2012	97,201.50	.000	11/15/2029	150,000.00	2.575	4094
912833XT2	212328	2000	US TREASURY STRIP	12/13/2012	227,090.50	.000	11/15/2029	350,000.00	2.573	4094
912833XT2	212657	2000	US TREASURY STRIP	01/17/2013	31,166.50	.000	11/15/2029	50,000.00	2.829	4094
912833XT2	216077	2000	US TREASURY STRIP	11/21/2013	28,157.50	.000	11/15/2029	50,000.00	3.625	4094
912833XT2	216422	2000	US TREASURY STRIP	01/09/2014	54,936.00	.000	11/15/2029	100,000.00	3.816	4094
912833XT2	219698	2000	US TREASURY STRIP	11/20/2014	162,167.50	.000	11/15/2029	250,000.00	2.909	4094
912833XT2	220252	2000	US TREASURY STRIP	01/09/2015	35,448.00	.000	11/15/2029	50,000.00	2.330	4094
912833XT2	220354	2000	US TREASURY STRIP	01/20/2015	70,649.00	.000	11/15/2029	100,000.00	2.359	4094
912833XT2	220442	2000	US TREASURY STRIP	01/26/2015	71,914.00	.000	11/15/2029	100,000.00	2.240	4094
912833XT2	220461	2000	US TREASURY STRIP	01/26/2015	35,838.50	.000	11/15/2029	50,000.00	2.263	4094
912833XT2	220481	2000	US TREASURY STRIP	01/26/2015	28,673.20	.000	11/15/2029	40,000.00	2.262	4094
912833XT2	220509	2000	US TREASURY STRIP	01/27/2015	179,532.50	.000	11/15/2029	250,000.00	2.250	4094
912833XT2	220613	2000	US TREASURY STRIP	01/29/2015	178,337.50	.000	11/15/2029	250,000.00	2.297	4094
912833XT2	225027	2000	USTREASURYSTRIP	12/24/2015	174,040.00	.000	11/15/2029	250,000.00	2.624	4094
912833XT2	225330	2000	USTREASURYSTRIP	02/04/2016	71,526.00	.000	11/15/2029	100,000.00	2.447	4094
912833XT2	228578	2000	US TREASURY STRI ZERO-% 1	11/14/2016	14,310.23	.000	11/15/2029	19,000.00	2.192	4094
912833XT2	229130	2000	S 0 11-15-29	01/12/2017	14,155.60	.000	11/15/2029	20,000.00	2.710	4094
912833XT2	229131	2000	S 0 11-15-29	01/12/2017	14,155.60	.000	11/15/2029	20,000.00	2.710	4094
912833XT2	229277	2000	S 0 11-15-29	01/26/2017	176,237.50	.000	11/15/2029	250,000.00	2.750	4094
912833XT2	229412	2000	S 0 11-15-29	02/02/2017	28,035.60	.000	11/15/2029	40,000.00	2.800	4094
912833XT2	234364	2000	S 0 11-15-29	11/16/2017	73,525.00	.000	11/15/2029	100,000.00	2.580	4094
912833XT2	234936	2000	S 0 11-15-29	01/25/2018	28,875.60	.000	11/15/2029	40,000.00	2.780	4094
912833XT2	235063	2000	S 0 11-15-29	02/02/2018	28,725.60	.000	11/15/2029	40,000.00	2.830	4094
31359YDB0	173967	2000	FMNA STRIP	12/14/2005	149,678.01	.000	01/15/2030	513,000.00	5.180	4155
912833XX3	184847	2000	US TREASURY STRIP	02/28/2008	3,482.97	.000	02/15/2030	10,000.00	4.860	4186



Run Date: 9/4/2018 1:27:29 PM

Investments Outstanding As Of Date: 8/31/2018

INVENTORY BY MATURITY REPORT

CUSIP	Investment #	Fund	Issuer	Purchase Date	Current Book	Current Rate	Maturity Date	Current Par	YTM	Days to Maturity
912833XX3	185237	2000	US TREASURY STRIP	03/27/2008	3,800.00	.000	02/15/2030	10,000.00	4.470	4186
912833XX3	185628	2000	US TREASURY STRIP	04/16/2008	3,800.00	.000	02/15/2030	10,000.00	4.481	4186
912833XX3	185892	2000	US TREASURY STRIP	04/28/2008	9,217.25	.000	02/15/2030	25,000.00	4.630	4186
912833XX3	191130	2000	US TREASURY STRIP	04/13/2009	2,250.00	.000	02/15/2030	5,000.00	3.868	4186
912833XX3	203865	2000	US TREASURY STRIP	02/28/2011	20,308.00	.000	02/15/2030	50,000.00	4.808	4186
912833XX3	204512	2000	US TREASURY STRIP	04/12/2011	40,681.00	.000	02/15/2030	100,000.00	4.830	4186
912833XX3	205425	2000	US TREASURY STRIP	05/05/2011	42,849.00	.000	02/15/2030	100,000.00	4.564	4186
912833XX3	208708	2000	US TREASURY STRIP	02/16/2012	28,921.50	.000	02/15/2030	50,000.00	3.065	4186
912833XX3	208879	2000	US TREASURY STRIP	03/05/2012	58,409.00	.000	02/15/2030	100,000.00	3.018	4186
912833XX3	209018	2000	US TREASURY STRIP	03/19/2012	27,336.50	.000	02/15/2030	50,000.00	3.400	4186
912833XX3	209143	2000	US TREASURY STRIP	04/05/2012	27,946.50	.000	02/15/2030	50,000.00	3.283	4186
912833XX3	209935	2000	US TREASURY STRIP	04/30/2012	29,070.50	.000	02/15/2030	50,000.00	3.071	4186
912833XX3	213297	2000	US TREASURY STRIP	03/25/2013	30,283.50	.000	02/15/2030	50,000.00	2.990	4186
912833XX3	213367	2000	US TREASURY STRIP	03/28/2013	60,753.00	.000	02/15/2030	100,000.00	2.973	4186
912833XX3	213444	2000	US TREASURY STRIP	04/04/2013	30,856.50	.000	02/15/2030	50,000.00	2.882	4186
912833XX3	213511	2000	US TREASURY STRIP	04/12/2013	63,428.00	.000	02/15/2030	100,000.00	2.721	4186
912833XX3	214263	2000	US TREASURY STRIP	05/02/2013	64,274.00	.000	02/15/2030	100,000.00	2.650	4186
912833XX3	216917	2000	US TREASURY STRIP	03/21/2014	143,740.00	.000	02/15/2030	250,000.00	3.510	4186
912833XX3	220883	2000	US TREASURY STRIP	02/13/2015	27,839.20	.000	02/15/2030	40,000.00	2.430	4186
912833XX3	222333	2000	US TREASURY STRIP	04/30/2015	27,898.80	.000	02/15/2030	40,000.00	2.450	4186
912833XX3	225726	2000	USTREASURYSTRIP	03/17/2016	28,864.80	.000	02/15/2030	40,000.00	2.358	4186
912833XX3	225761	2000	USTREASURYSTRIP	03/17/2016	13,166.83	.000	02/15/2030	18,250.00	2.360	4186
912833XX3	229666	2000	S 0 02-15-30	02/24/2017	36,343.84	.000	02/15/2030	52,000.00	2.780	4186
912833XX3	230024	2000	S 0 02-15-30	03/24/2017	279,628.00	.000	02/15/2030	400,000.00	2.795	4186
912833XX3	230116	2000	S 0 02-15-30	03/30/2017	176,715.00	.000	02/15/2030	250,000.00	2.711	4186
912833XX3	230222	2000	S 0 02-15-30	04/06/2017	35,593.00	.000	02/15/2030	50,000.00	2.660	4186
912833XX3	230336	2000	S 0 02-15-30	04/17/2017	28,751.20	.000	02/15/2030	40,000.00	2.590	4186
912833XX3	230976	2000	S 0 02-15-30	04/28/2017	179,835.00	.000	02/15/2030	250,000.00	2.590	4186
912833XX3	235203	2000	S 0 02-15-30	02/15/2018	27,981.60	.000	02/15/2030	40,000.00	3.000	4186
912833XX3	235373	2000	S 0 02-15-30	03/01/2018	28,047.20	.000	02/15/2030	40,000.00	2.990	4186
912833XX3	235398	2000	S 0 02-15-30	03/01/2018	27,962.80	.000	02/15/2030	40,000.00	3.016	4186
912833XX3	235458	2000	S 0 02-15-30	03/05/2018	139,392.00	.000	02/15/2030	200,000.00	3.044	4186
912833XX3	235531	2000	S 0 02-15-30	03/08/2018	28,020.80	.000	02/15/2030	40,000.00	3.003	4186



Run Date: 9/4/2018 1:27:29 PM

Investments Outstanding As Of Date: 8/31/2018

INVENTORY BY MATURITY REPORT

CUSIP	Investment #	Fund	Issuer	Purchase Date	Current Book	Current Rate	Maturity Date	Current Par	YTM	Days to Maturity
912833XX3	236313	2000	S 0 02-15-30	04/26/2018	27,882.80	.000	02/15/2030	40,000.00	3.080	4186
31359YEA1	173972	2000	FNMA STRIP	12/14/2005	446,896.72	.000	05/15/2030	1,558,000.00	5.180	4275
912833XU9	186344	2010	US TREASURY STRIP	05/22/2008	2,669,356.56	.000	05/15/2030	7,538,000.00	4.779	4275
912833XU9	186674	2000	US TREASURY STRIP	06/09/2008	8,796.00	.000	05/15/2030	25,000.00	4.820	4275
912833XU9	187237	2000	US TREASURY STRIP	07/11/2008	3,685.50	.000	05/15/2030	10,000.00	4.622	4275
912833XU9	197113	2000	US TREASURY STRIP	05/11/2010	125,451.43	.000	05/15/2030	306,000.00	4.506	4275
912833XU9	197205	2000	US TREASURY STRIP	05/14/2010	10,115.50	.000	05/15/2030	25,000.00	4.575	4275
912833XU9	198713	2000	US TREASURY STRIP	07/13/2010	43,800.00	.000	05/15/2030	100,000.00	4.205	4275
912833XU9	205484	2000	US TREASURY STRIP	05/09/2011	42,946.00	.000	05/15/2030	100,000.00	4.494	4275
912833XU9	206129	2000	US TREASURY STRIP	06/13/2011	44,555.00	.000	05/15/2030	100,000.00	4.319	4275
912833XU9	206325	2000	US TREASURY STRIP	06/23/2011	22,256.50	.000	05/15/2030	50,000.00	4.330	4275
912833XU9	206383	2000	US TREASURY STRIP	06/27/2011	22,195.00	.000	05/15/2030	50,000.00	4.348	4275
912833XU9	210188	2000	US TREASURY STRIP	05/16/2012	30,005.50	.000	05/15/2030	50,000.00	2.858	4275
912833XU9	210403	2000	US TREASURY STRIP	06/06/2012	32,844.50	.000	05/15/2030	50,000.00	2.356	4275
912833XU9	210609	2000	US TREASURY STRIP	06/25/2012	31,362.50	.000	05/15/2030	50,000.00	2.624	4275
912833XU9	214715	2000	US TREASURY STRIP	06/17/2013	29,084.00	.000	05/15/2030	50,000.00	3.230	4275
912833XU9	218192	2000	US TREASURY STRIP	06/26/2014	29,634.50	.000	05/15/2030	50,000.00	3.320	4275
912833XU9	218218	2000	US TREASURY STRIP	06/27/2014	29,671.00	.000	05/15/2030	50,000.00	3.313	4275
912833XU9	218588	2000	US TREASURY STRIP	07/31/2014	30,571.00	.000	05/15/2030	50,000.00	3.140	4275
912833XU9	222632	2000	US TREASURY STRIP	05/21/2015	164,140.00	.000	05/15/2030	250,000.00	2.828	4275
912833XU9	226889	2000	US TREASURY STRI ZERO-% 5	05/26/2016	87,688.80	.000	05/15/2030	120,000.00	2.258	4275
912833XU9	227323	2000	US TREASURY STRI ZERO-% 5	07/15/2016	39,075.50	.000	05/15/2030	50,000.00	1.790	4275
912833XU9	227506	2000	US TREASURY STRI ZERO-% 5	07/29/2016	30,878.00	.000	05/15/2030	40,000.00	1.885	4275
912833XU9	227678	2000	US TREASURY STRI ZERO-% 5	08/12/2016	77,039.00	.000	05/15/2030	100,000.00	1.905	4275
912833XU9	231312	2000	S 0 05-15-30	05/11/2017	28,257.20	.000	05/15/2030	40,000.00	2.689	4275
912833XU9	231583	2000	S 0 05-15-30	06/02/2017	28,846.80	.000	05/15/2030	40,000.00	2.540	4275
912833XU9	237039	2000	S 0 05-15-30	06/14/2018	27,820.00	.000	05/15/2030	40,000.00	3.070	4275
912833XU9	237324	2000	S 0 05-15-30	07/06/2018	28,223.60	.000	05/15/2030	40,000.00	2.962	4275
912833XU9	237410	2000	S 0 05-15-30	07/12/2018	28,235.60	.000	05/15/2030	40,000.00	2.963	4275
912833XY1	178596	2000	US TREASURY STRIP	10/26/2006	43,180.20	.000	08/15/2030	138,000.00	4.941	4367
912833XY1	188172	2010	US TREASURY STRIP	09/22/2008	228,124.80	.000	08/15/2030	576,000.00	4.275	4367
912833XY1	207500	2000	US TREASURY STRIP	09/23/2011	27,601.50	.000	08/15/2030	50,000.00	3.170	4367
912833XY1	207870	2000	US TREASURY STRIP	10/31/2011	54,463.00	.000	08/15/2030	100,000.00	3.260	4367



Run Date: 9/4/2018 1:27:29 PM

Investments Outstanding As Of Date: 8/31/2018

INVENTORY BY MATURITY REPORT

CUSIP	Investment #	Fund	Issuer	Purchase Date	Current Book	Current Rate	Maturity Date	Current Par	YTM	Days to Maturity
912833XY1	207923	2000	US TREASURY STRIP	11/03/2011	27,138.50	.000	08/15/2030	50,000.00	3.280	4367
912833XY1	211249	2000	US TREASURY STRIP	08/17/2012	31,018.00	.000	08/15/2030	50,000.00	2.671	4367
912833XY1	211309	2000	US TREASURY STRIP	08/22/2012	60,719.00	.000	08/15/2030	100,000.00	2.794	4367
912833XY1	215304	2000	US TREASURY STRIP	08/16/2013	26,768.00	.000	08/15/2030	50,000.00	3.710	4367
912833XY1	215628	2000	US TREASURY STRIP	09/26/2013	27,014.00	.000	08/15/2030	50,000.00	3.679	4367
912833XY1	215891	2000	US TREASURY STRIP	11/01/2013	55,712.00	.000	08/15/2030	100,000.00	3.515	4367
912833XY1	218846	2000	US TREASURY STRIP	08/28/2014	247,876.00	.000	08/15/2030	400,000.00	3.020	4367
912833XY1	219038	2000	US TREASURY STRIP	09/18/2014	60,300.00	.000	08/15/2030	100,000.00	3.205	4367
912833XY1	219290	2000	US TREASURY STRIP	10/17/2014	25,637.60	.000	08/15/2030	40,000.00	2.830	4367
912833XY1	224324	2000	USTREASURYSTRIP	10/08/2015	68,686.00	.000	08/15/2030	100,000.00	2.545	4367
912833XY1	224492	2000	USTREASURYSTRIP	10/22/2015	68,401.00	.000	08/15/2030	100,000.00	2.580	4367
912833XY1	224570	2000	USTREASURYSTRIP	10/29/2015	27,323.60	.000	08/15/2030	40,000.00	2.593	4367
912833XY1	228092	2000	US TREASURY STRI ZERO-% 8	09/23/2016	37,558.50	.000	08/15/2030	50,000.00	2.070	4367
912833XY1	228274	2000	US TREASURY STRI ZERO-% 8	10/14/2016	185,965.00	.000	08/15/2030	250,000.00	2.150	4367
912833XY1	234137	2000	S 0 08-15-30	10/26/2017	28,734.80	.000	08/15/2030	40,000.00	2.600	4367
912833XY1	234161	2000	S 0 08-15-30	10/26/2017	35,941.50	.000	08/15/2030	50,000.00	2.595	4367
912833XY1	234196	2000	S 0 08-15-30	10/27/2017	17,915.25	.000	08/15/2030	25,000.00	2.620	4367
912833XY1	237896	2000	S 0 08-15-30	08/23/2018	84,596.40	.000	08/15/2030	120,000.00	2.940	4367
912833XY1	237926	2000	S 0 08-15-30	08/23/2018	28,232.00	.000	08/15/2030	40,000.00	2.930	4367
912833XY1	237939	2000	S 0 08-15-30	08/23/2018	176,165.00	.000	08/15/2030	250,000.00	2.944	4367
9128337N4	189271	2000	US TREASURY STRIP	11/21/2008	1,925.00	.000	11/15/2030	5,000.00	4.389	4459
9128337N4	203397	2000	US TREASURY STRIP	01/31/2011	39,285.00	.000	11/15/2030	100,000.00	4.778	4459
9128337N4	212199	2000	US TREASURY STRIP	11/30/2012	93,927.00	.000	11/15/2030	150,000.00	2.624	4459
9128337N4	212329	2000	US TREASURY STRIP	12/13/2012	219,327.50	.000	11/15/2030	350,000.00	2.625	4459
9128337N4	212658	2000	US TREASURY STRIP	01/17/2013	30,017.00	.000	11/15/2030	50,000.00	2.883	4459
9128337N4	216078	2000	US TREASURY STRIP	11/21/2013	26,893.50	.000	11/15/2030	50,000.00	3.685	4459
9128337N4	216423	2000	US TREASURY STRIP	01/09/2014	52,384.00	.000	11/15/2030	100,000.00	3.875	4459
9128337N4	219699	2000	US TREASURY STRIP	11/20/2014	156,930.00	.000	11/15/2030	250,000.00	2.934	4459
9128337N4	220253	2000	US TREASURY STRIP	01/09/2015	34,473.50	.000	11/15/2030	50,000.00	2.360	4459
9128337N4	220355	2000	US TREASURY STRIP	01/20/2015	68,765.00	.000	11/15/2030	100,000.00	2.382	4459
9128337N4	220443	2000	US TREASURY STRIP	01/26/2015	70,110.00	.000	11/15/2030	100,000.00	2.260	4459
9128337N4	220462	2000	US TREASURY STRIP	01/26/2015	34,948.50	.000	11/15/2030	50,000.00	2.279	4459
9128337N4	220482	2000	US TREASURY STRIP	01/26/2015	27,948.00	.000	11/15/2030	40,000.00	2.282	4459



Run Date: 9/4/2018 1:27:29 PM

Investments Outstanding As Of Date: 8/31/2018

INVENTORY BY MATURITY REPORT

CUSIP	Investment #	Fund	Issuer	Purchase Date	Current Book	Current Rate	Maturity Date	Current Par	YTM	Days to Maturity
9128337N4	220510	2000	US TREASURY STRIP	01/27/2015	175,012.50	.000	11/15/2030	250,000.00	2.270	4459
9128337N4	220614	2000	US TREASURY STRIP	01/29/2015	173,905.00	.000	11/15/2030	250,000.00	2.311	4459
9128337N4	225028	2000	USTREASURYSTRIP	12/24/2015	168,765.00	.000	11/15/2030	250,000.00	2.656	4459
9128337N4	225331	2000	USTREASURYSTRIP	02/04/2016	69,459.00	.000	11/15/2030	100,000.00	2.481	4459
9128337N4	228579	2000	US TREASURY STR ZERO-% 1	11/14/2016	13,169.52	.000	11/15/2030	18,000.00	2.244	4459
9128337N4	229127	2000	S 0 11-15-30	01/12/2017	13,704.60	.000	11/15/2030	20,000.00	2.750	4459
9128337N4	229144	2000	S 0 11-15-30	01/12/2017	13,704.60	.000	11/15/2030	20,000.00	2.750	4459
9128337N4	229278	2000	S 0 11-15-30	01/26/2017	170,557.50	.000	11/15/2030	250,000.00	2.790	4459
9128337N4	229413	2000	S 0 11-15-30	02/02/2017	27,118.80	.000	11/15/2030	40,000.00	2.840	4459
9128337N4	234365	2000	S 0 11-15-30	11/16/2017	71,297.00	.000	11/15/2030	100,000.00	2.620	4459
9128337N4	234937	2000	S 0 11-15-30	01/25/2018	28,018.40	.000	11/15/2030	40,000.00	2.800	4459
9128337N4	235064	2000	S 0 11-15-30	02/02/2018	27,859.20	.000	11/15/2030	40,000.00	2.850	4459
912803CK7	184848	2000	US TREASURY STRIP (P)	02/28/2008	3,364.63	.000	02/15/2031	10,000.00	4.800	4551
912833XZ8	185238	2000	US TREASURY STRIP	03/27/2008	3,700.00	.000	02/15/2031	10,000.00	4.392	4551
912833XZ8	185629	2000	US TREASURY STRIP	04/16/2008	3,700.00	.000	02/15/2031	10,000.00	4.402	4551
912833XZ8	185893	2000	US TREASURY STRIP	04/28/2008	8,923.25	.000	02/15/2031	25,000.00	4.570	4551
912833XZ8	191131	2000	US TREASURY STRIP	04/13/2009	2,200.00	.000	02/15/2031	5,000.00	3.794	4551
912833XZ8	208709	2000	US TREASURY STRIP	02/16/2012	27,872.00	.000	02/15/2031	50,000.00	3.100	4551
912833XZ8	208880	2000	US TREASURY STRIP	03/05/2012	56,337.00	.000	02/15/2031	100,000.00	3.051	4551
912833XZ8	209019	2000	US TREASURY STRIP	03/19/2012	26,400.00	.000	02/15/2031	50,000.00	3.406	4551
912833XZ8	209144	2000	US TREASURY STRIP	04/05/2012	26,862.00	.000	02/15/2031	50,000.00	3.321	4551
912833XZ8	209936	2000	US TREASURY STRIP	04/30/2012	28,057.50	.000	02/15/2031	50,000.00	3.098	4551
912833XZ8	213298	2000	US TREASURY STRIP	03/25/2013	29,037.50	.000	02/15/2031	50,000.00	3.060	4551
912833XZ8	213368	2000	US TREASURY STRIP	03/28/2013	58,325.00	.000	02/15/2031	100,000.00	3.037	4551
912833XZ8	213445	2000	US TREASURY STRIP	04/04/2013	29,608.50	.000	02/15/2031	50,000.00	2.954	4551
912833XZ8	213512	2000	US TREASURY STRIP	04/12/2013	61,034.00	.000	02/15/2031	100,000.00	2.786	4551
912833XZ8	214264	2000	US TREASURY STRIP	05/02/2013	61,948.00	.000	02/15/2031	100,000.00	2.710	4551
912833XZ8	216918	2000	US TREASURY STRIP	03/21/2014	137,447.50	.000	02/15/2031	250,000.00	3.570	4551
912833XZ8	220885	2000	US TREASURY STRIP	02/13/2015	27,046.40	.000	02/15/2031	40,000.00	2.460	4551
912833XZ8	222334	2000	US TREASURY STRIP	04/30/2015	27,100.80	.000	02/15/2031	40,000.00	2.480	4551
912833XZ8	225728	2000	USTREASURYSTRIP	03/17/2016	28,046.00	.000	02/15/2031	40,000.00	2.395	4551
912833XZ8	225739	2000	USTREASURYSTRIP	03/17/2016	12,823.55	.000	02/15/2031	18,250.00	2.380	4551
912833XZ8	229667	2000	S 0 02-15-31	02/24/2017	35,208.16	.000	02/15/2031	52,000.00	2.810	4551



Run Date: 9/4/2018 1:27:29 PM

Investments Outstanding As Of Date: 8/31/2018

INVENTORY BY MATURITY REPORT

CUSIP	Investment #	Fund	Issuer	Purchase Date	Current Book	Current Rate	Maturity Date	Current Par	YTM	Days to Maturity
912833XZ8	230025	2000	S 0 02-15-31	03/24/2017	270,672.00	.000	02/15/2031	400,000.00	2.830	4551
912833XZ8	230118	2000	S 0 02-15-31	03/30/2017	171,105.00	.000	02/15/2031	250,000.00	2.750	4551
912833XZ8	230223	2000	S 0 02-15-31	04/06/2017	34,428.50	.000	02/15/2031	50,000.00	2.710	4551
912833XZ8	230337	2000	S 0 02-15-31	04/17/2017	27,868.00	.000	02/15/2031	40,000.00	2.630	4551
912833XZ8	230977	2000	S 0 02-15-31	04/28/2017	174,315.00	.000	02/15/2031	250,000.00	2.630	4551
912833XZ8	235204	2000	S 0 02-15-31	02/15/2018	27,091.20	.000	02/15/2031	40,000.00	3.020	4551
912833XZ8	235374	2000	S 0 02-15-31	03/01/2018	27,122.80	.000	02/15/2031	40,000.00	3.020	4551
912833XZ8	235399	2000	S 0 02-15-31	03/01/2018	27,059.20	.000	02/15/2031	40,000.00	3.038	4551
912833XZ8	235459	2000	S 0 02-15-31	03/05/2018	134,866.00	.000	02/15/2031	200,000.00	3.066	4551
912833XZ8	235532	2000	S 0 02-15-31	03/08/2018	27,125.60	.000	02/15/2031	40,000.00	3.024	4551
912833XZ8	236289	2000	S 0 02-15-31	04/26/2018	26,975.20	.000	02/15/2031	40,000.00	3.100	4551
9128337P9	186345	2010	US TREASURY STRIP	05/22/2008	2,558,246.44	.000	05/15/2031	7,538,000.00	4.758	4640
9128337P9	186675	2000	US TREASURY STRIP	06/09/2008	8,452.75	.000	05/15/2031	25,000.00	4.785	4640
9128337P9	187238	2000	US TREASURY STRIP	07/11/2008	3,541.30	.000	05/15/2031	10,000.00	4.596	4640
9128337P9	197114	2000	US TREASURY STRIP	05/11/2010	119,704.75	.000	05/15/2031	306,000.00	4.517	4640
9128337P9	197207	2000	US TREASURY STRIP	05/14/2010	9,583.00	.000	05/15/2031	25,000.00	4.618	4640
9128337P9	198714	2000	US TREASURY STRIP	07/13/2010	41,900.00	.000	05/15/2031	100,000.00	4.218	4640
9128337P9	210189	2000	US TREASURY STRIP	05/16/2012	28,844.50	.000	05/15/2031	50,000.00	2.917	4640
9128337P9	210404	2000	US TREASURY STRIP	06/06/2012	31,877.50	.000	05/15/2031	50,000.00	2.391	4640
9128337P9	210610	2000	US TREASURY STRIP	06/25/2012	30,489.00	.000	05/15/2031	50,000.00	2.636	4640
9128337P9	214716	2000	US TREASURY STRIP	06/17/2013	27,870.50	.000	05/15/2031	50,000.00	3.290	4640
9128337P9	218193	2000	US TREASURY STRIP	06/26/2014	28,414.00	.000	05/15/2031	50,000.00	3.375	4640
9128337P9	218219	2000	US TREASURY STRIP	06/27/2014	28,438.00	.000	05/15/2031	50,000.00	3.370	4640
9128337P9	218589	2000	US TREASURY STRIP	07/31/2014	29,486.50	.000	05/15/2031	50,000.00	3.170	4640
9128337P9	222634	2000	US TREASURY STRIP	05/21/2015	158,265.00	.000	05/15/2031	250,000.00	2.881	4640
9128337P9	226890	2000	US TREASURY STRI ZERO-% 5	05/26/2016	85,387.20	.000	05/15/2031	120,000.00	2.286	4640
9128337P9	227324	2000	US TREASURY STRI ZERO-% 5	07/15/2016	38,160.00	.000	05/15/2031	50,000.00	1.830	4640
9128337P9	227507	2000	US TREASURY STRI ZERO-% 5	07/29/2016	30,148.80	.000	05/15/2031	40,000.00	1.920	4640
9128337P9	227679	2000	US TREASURY STRI ZERO-% 5	08/12/2016	75,152.00	.000	05/15/2031	100,000.00	1.945	4640
9128337P9	231313	2000	S 0 05-15-31	05/11/2017	27,300.00	.000	05/15/2031	40,000.00	2.745	4640
9128337P9	231584	2000	S 0 05-15-31	06/02/2017	27,954.00	.000	05/15/2031	40,000.00	2.585	4640
9128337P9	237027	2000	S 0 05-15-31	06/14/2018	26,985.20	.000	05/15/2031	40,000.00	3.070	4640
9128337P9	237309	2000	S 0 05-15-31	07/06/2018	27,357.60	.000	05/15/2031	40,000.00	2.976	4640



Run Date: 9/4/2018 1:27:29 PM

Investments Outstanding As Of Date: 8/31/2018

INVENTORY BY MATURITY REPORT

CUSIP	Investment #	Fund	Issuer	Purchase Date	Current Book	Current Rate	Maturity Date	Current Par	YTM	Days to Maturity
9128337P9	237403	2000	S 0 05-15-31	07/12/2018	27,353.20	.000	05/15/2031	40,000.00	2.981	4640
9128334S6	178597	2000	US TREASURY STRIP	10/26/2006	41,082.60	.000	08/15/2031	138,000.00	4.945	4732
9128334S6	188173	2010	US TREASURY STRIP	09/22/2008	219,709.44	.000	08/15/2031	576,000.00	4.254	4732
9128334S6	211250	2000	US TREASURY STRIP	08/17/2012	29,986.00	.000	08/15/2031	50,000.00	2.710	4732
9128334S6	211310	2000	US TREASURY STRIP	08/22/2012	58,617.00	.000	08/15/2031	100,000.00	2.834	4732
9128334S6	215305	2000	US TREASURY STRIP	08/16/2013	25,575.00	.000	08/15/2031	50,000.00	3.760	4732
9128334S6	215629	2000	US TREASURY STRIP	09/26/2013	25,832.50	.000	08/15/2031	50,000.00	3.727	4732
9128334S6	215892	2000	US TREASURY STRIP	11/01/2013	53,243.00	.000	08/15/2031	100,000.00	3.575	4732
9128334S6	218847	2000	US TREASURY STRIP	08/28/2014	238,956.00	.000	08/15/2031	400,000.00	3.060	4732
9128334S6	219039	2000	US TREASURY STRIP	09/18/2014	58,000.00	.000	08/15/2031	100,000.00	3.248	4732
9128334S6	219288	2000	US TREASURY STRIP	10/17/2014	24,762.40	.000	08/15/2031	40,000.00	2.870	4732
9128334S6	224325	2000	US TREASURY STRIP	10/08/2015	66,189.00	.000	08/15/2031	100,000.00	2.620	4732
9128334S6	224493	2000	USTREASURYSTRIP	10/22/2015	66,099.00	.000	08/15/2031	100,000.00	2.635	4732
9128334S6	224571	2000	USTREASURYSTRIP	10/29/2015	26,471.60	.000	08/15/2031	40,000.00	2.630	4732
9128334S6	228093	2000	US TREASURY STRI ZERO-% 8	09/23/2016	36,603.50	.000	08/15/2031	50,000.00	2.105	4732
9128334S6	228275	2000	US TREASURY STRI ZERO-% 8	10/14/2016	181,230.00	.000	08/15/2031	250,000.00	2.180	4732
9128334S6	234138	2000	S 0 08-15-31	10/26/2017	27,774.00	.000	08/15/2031	40,000.00	2.660	4732
9128334S6	234162	2000	S 0 08-15-31	10/26/2017	34,765.00	.000	08/15/2031	50,000.00	2.650	4732
9128334S6	234197	2000	S 0 08-15-31	10/27/2017	17,312.75	.000	08/15/2031	25,000.00	2.680	4732
9128334S6	237887	2000	S 0 08-15-31	08/23/2018	82,058.40	.000	08/15/2031	120,000.00	2.950	4732
9128334S6	237903	2000	S 0 08-15-31	08/23/2018	27,352.80	.000	08/15/2031	40,000.00	2.950	4732
9128334S6	237940	2000	S 0 08-15-31	08/23/2018	170,790.00	.000	08/15/2031	250,000.00	2.958	4732
9128337Q7	189272	2000	US TREASURY STRIP	11/21/2008	1,818.25	.000	11/15/2031	5,000.00	4.450	4824
9128337Q7	212200	2000	US TREASURY STRIP	11/30/2012	90,726.00	.000	11/15/2031	150,000.00	2.670	4824
9128337Q7	212331	2000	US TREASURY STRIP	12/13/2012	211,620.50	.000	11/15/2031	350,000.00	2.677	4824
9128337Q7	212659	2000	US TREASURY STRIP	01/17/2013	28,954.50	.000	11/15/2031	50,000.00	2.923	4824
9128337Q7	216079	2000	US TREASURY STRIP	11/21/2013	25,724.00	.000	11/15/2031	50,000.00	3.730	4824
9128337Q7	216424	2000	US TREASURY STRIP	01/09/2014	50,087.00	.000	11/15/2031	100,000.00	3.912	4824
9128337Q7	219701	2000	US TREASURY STRIP	11/20/2014	151,685.00	.000	11/15/2031	250,000.00	2.963	4824
9128337Q7	220254	2000	US TREASURY STRIP	01/09/2015	33,506.50	.000	11/15/2031	50,000.00	2.390	4824
9128337Q7	220356	2000	US TREASURY STRIP	01/20/2015	66,801.00	.000	11/15/2031	100,000.00	2.413	4824
9128337Q7	220444	2000	US TREASURY STRIP	01/26/2015	68,211.00	.000	11/15/2031	100,000.00	2.290	4824
9128337Q7	220463	2000	US TREASURY STRIP	01/26/2015	33,995.50	.000	11/15/2031	50,000.00	2.309	4824



Run Date: 9/4/2018 1:27:29 PM

Investments Outstanding As Of Date: 8/31/2018

INVENTORY BY MATURITY REPORT

CUSIP	Investment #	Fund	Issuer	Purchase Date	Current Book	Current Rate	Maturity Date	Current Par	YTM	Days to Maturity
9128337Q7	220483	2000	US TREASURY STRIP	01/26/2015	27,180.40	.000	11/15/2031	40,000.00	2.313	4824
9128337Q7	220511	2000	US TREASURY STRIP	01/27/2015	170,540.00	.000	11/15/2031	250,000.00	2.290	4824
9128337Q7	220615	2000	US TREASURY STRIP	01/29/2015	169,220.00	.000	11/15/2031	250,000.00	2.338	4824
9128337Q7	225029	2000	USTREASURYSTRIP	12/24/2015	163,407.50	.000	11/15/2031	250,000.00	2.693	4824
9128337Q7	225332	2000	USTREASURYSTRIP	02/04/2016	67,408.00	.000	11/15/2031	100,000.00	2.515	4824
9128337Q7	228580	2000	US TREASURY STRI ZERO-% 1	11/14/2016	12,776.04	.000	11/15/2031	18,000.00	2.298	4824
9128337Q7	229097	2000	S 0 11-15-31	01/12/2017	13,257.60	.000	11/15/2031	20,000.00	2.790	4824
9128337Q7	229132	2000	S 0 11-15-31	01/12/2017	13,257.60	.000	11/15/2031	20,000.00	2.790	4824
9128337Q7	229279	2000	S 0 11-15-31	01/26/2017	164,930.00	.000	11/15/2031	250,000.00	2.830	4824
9128337Q7	229414	2000	S 0 11-15-31	02/02/2017	26,173.20	.000	11/15/2031	40,000.00	2.890	4824
9128337Q7	234366	2000	S 0 11-15-31	11/16/2017	69,082.00	.000	11/15/2031	100,000.00	2.660	4824
9128337Q7	234938	2000	S 0 11-15-31	01/25/2018	27,176.00	.000	11/15/2031	40,000.00	2.820	4824
9128337Q7	235065	2000	S 0 11-15-31	02/02/2018	27,008.40	.000	11/15/2031	40,000.00	2.870	4824
9128334T4	184849	2000	US TREASURY STRIP	02/28/2008	3,607.60	.000	02/15/2032	10,000.00	4.300	4916
9128334T4	185239	2000	US TREASURY STRIP	03/27/2008	3,520.00	.000	02/15/2032	10,000.00	4.419	4916
9128334T4	185630	2000	US TREASURY STRIP	04/16/2008	3,550.00	.000	02/15/2032	10,000.00	4.393	4916
9128334T4	185894	2000	US TREASURY STRIP	04/28/2008	8,568.75	.000	02/15/2032	25,000.00	4.550	4916
9128334T4	191132	2000	US TREASURY STRIP	04/13/2009	2,150.00	.000	02/15/2032	5,000.00	3.729	4916
9128334T4	213299	2000	US TREASURY STRIP	03/25/2013	27,908.00	.000	02/15/2032	50,000.00	3.110	4916
9128334T4	213369	2000	US TREASURY STRIP	03/28/2013	56,007.00	.000	02/15/2032	100,000.00	3.093	4916
9128334T4	213446	2000	US TREASURY STRIP	04/04/2013	28,429.00	.000	02/15/2032	50,000.00	3.015	4916
9128334T4	213513	2000	US TREASURY STRIP	04/12/2013	58,798.00	.000	02/15/2032	100,000.00	2.838	4916
9128334T4	214265	2000	US TREASURY STRIP	05/02/2013	59,636.00	.000	02/15/2032	100,000.00	2.770	4916
9128334T4	216919	2000	US TREASURY STRIP	03/21/2014	131,737.50	.000	02/15/2032	250,000.00	3.610	4916
9128334T4	220887	2000	US TREASURY STRIP	02/13/2015	26,260.40	.000	02/15/2032	40,000.00	2.490	4916
9128334T4	222335	2000	US TREASURY STRIP	04/30/2015	26,179.20	.000	02/15/2032	40,000.00	2.540	4916
9128334T4	225729	2000	USTREASURYSTRIP	03/17/2016	27,251.20	.000	02/15/2032	40,000.00	2.426	4916
9128334T4	225741	2000	USTREASURYSTRIP	03/17/2016	12,445.22	.000	02/15/2032	18,250.00	2.420	4916
9128334T4	229668	2000	S 0 02-15-32	02/24/2017	33,937.28	.000	02/15/2032	52,000.00	2.870	4916
9128334T4	230026	2000	S 0 02-15-32	03/24/2017	261,056.00	.000	02/15/2032	400,000.00	2.885	4916
9128334T4	230121	2000	S 0 02-15-32	03/30/2017	165,257.50	.000	02/15/2032	250,000.00	2.801	4916
9128334T4	230224	2000	S 0 02-15-32	04/06/2017	33,318.50	.000	02/15/2032	50,000.00	2.750	4916
9128334T4	230338	2000	S 0 02-15-32	04/17/2017	26,912.00	.000	02/15/2032	40,000.00	2.690	4916



Run Date: 9/4/2018 1:27:29 PM

Investments Outstanding As Of Date: 8/31/2018

INVENTORY BY MATURITY REPORT

CUSIP	Investment #	Fund	Issuer	Purchase Date	Current Book	Current Rate	Maturity Date	Current Par	YTM	Days to Maturity
9128334T4	230978	2000	S 0 02-15-32	04/28/2017	168,337.50	.000	02/15/2032	250,000.00	2.690	4916
9128334T4	235205	2000	S 0 02-15-32	02/15/2018	26,218.80	.000	02/15/2032	40,000.00	3.040	4916
9128334T4	235375	2000	S 0 02-15-32	03/01/2018	26,249.60	.000	02/15/2032	40,000.00	3.040	4916
9128334T4	235400	2000	S 0 02-15-32	03/01/2018	26,158.40	.000	02/15/2032	40,000.00	3.065	4916
9128334T4	235460	2000	S 0 02-15-32	03/05/2018	130,446.00	.000	02/15/2032	200,000.00	3.087	4916
9128334T4	235533	2000	S 0 02-15-32	03/08/2018	26,230.00	.000	02/15/2032	40,000.00	3.050	4916
9128334T4	236290	2000	S 0 02-15-32	04/26/2018	26,087.20	.000	02/15/2032	40,000.00	3.120	4916
9128337R5	186346	2010	US TREASURY STRIP	05/22/2008	2,429,874.30	.000	05/15/2032	7,538,000.00	4.777	5006
9128337R5	186676	2000	US TREASURY STRIP	06/09/2008	8,090.75	.000	05/15/2032	25,000.00	4.770	5006
9128337R5	187239	2000	US TREASURY STRIP	07/11/2008	3,399.00	.000	05/15/2032	10,000.00	4.577	5006
9128337R5	197115	2000	US TREASURY STRIP	05/11/2010	114,450.73	.000	05/15/2032	306,000.00	4.518	5006
9128337R5	197208	2000	US TREASURY STRIP	05/14/2010	9,127.75	.000	05/15/2032	25,000.00	4.632	5006
9128337R5	198715	2000	US TREASURY STRIP	07/13/2010	40,200.00	.000	05/15/2032	100,000.00	4.217	5006
9128337R5	214717	2000	US TREASURY STRIP	06/17/2013	26,775.50	.000	05/15/2032	50,000.00	3.330	5006
9128337R5	218194	2000	US TREASURY STRIP	06/26/2014	27,300.50	.000	05/15/2032	50,000.00	3.412	5006
9128337R5	218220	2000	US TREASURY STRIP	06/27/2014	27,311.50	.000	05/15/2032	50,000.00	3.410	5006
9128337R5	218590	2000	US TREASURY STRIP	07/31/2014	28,349.00	.000	05/15/2032	50,000.00	3.215	5006
9128337R5	222636	2000	US TREASURY STRIP	05/21/2015	152,347.50	.000	05/15/2032	250,000.00	2.938	5006
9128337R5	226891	2000	US TREASURY STRI ZERO-% 5	05/26/2016	82,810.80	.000	05/15/2032	120,000.00	2.336	5006
9128337R5	227325	2000	US TREASURY STRI ZERO-% 5	07/15/2016	37,149.50	.000	05/15/2032	50,000.00	1.885	5006
9128337R5	227508	2000	US TREASURY STRI ZERO-% 5	07/29/2016	29,302.00	.000	05/15/2032	40,000.00	1.980	5006
9128337R5	227680	2000	US TREASURY STRI ZERO-% 5	08/12/2016	73,195.00	.000	05/15/2032	100,000.00	1.990	5006
9128337R5	231314	2000	S 0 05-15-32	05/11/2017	26,405.20	.000	05/15/2032	40,000.00	2.786	5006
9128337R5	231586	2000	S 0 05-15-32	06/02/2017	27,044.80	.000	05/15/2032	40,000.00	2.635	5006
9128337R5	237026	2000	S 0 05-15-32	06/14/2018	26,104.00	.000	05/15/2032	40,000.00	3.090	5006
9128337R5	237311	2000	S 0 05-15-32	07/06/2018	26,539.60	.000	05/15/2032	40,000.00	2.982	5006
9128337R5	237402	2000	S 0 05-15-32	07/12/2018	26,538.80	.000	05/15/2032	40,000.00	2.986	5006
9128334U1	188174	2010	US TREASURY STRIP	09/22/2008	211,392.00	.000	08/15/2032	576,000.00	4.239	5098
9128334U1	215306	2000	US TREASURY STRIP	08/16/2013	24,502.00	.000	08/15/2032	50,000.00	3.790	5098
9128334U1	215630	2000	US TREASURY STRIP	09/26/2013	24,740.00	.000	08/15/2032	50,000.00	3.760	5098
9128334U1	215893	2000	US TREASURY STRIP	11/01/2013	50,917.00	.000	08/15/2032	100,000.00	3.625	5098
9128334U1	218848	2000	US TREASURY STRIP	08/28/2014	230,376.00	.000	08/15/2032	400,000.00	3.095	5098
9128334U1	219040	2000	US TREASURY STRIP	09/18/2014	55,900.00	.000	08/15/2032	100,000.00	3.274	5098



Run Date: 9/4/2018 1:27:29 PM

Investments Outstanding As Of Date: 8/31/2018

INVENTORY BY MATURITY REPORT

CUSIP	Investment #	Fund	Issuer	Purchase Date	Current Book	Current Rate	Maturity Date	Current Par	YTM	Days to Maturity
9128334U1	219285	2000	US TREASURY STRIP	10/17/2014	23,940.00	.000	08/15/2032	40,000.00	2.900	5098
9128334U1	224326	2000	USTREASURYSTRIP	10/08/2015	63,901.00	.000	08/15/2032	100,000.00	2.675	5098
9128334U1	224494	2000	USTREASURYSTRIP	10/22/2015	63,913.00	.000	08/15/2032	100,000.00	2.680	5098
9128334U1	224556	2000	USTREASURYSTRIP	10/29/2015	25,555.20	.000	08/15/2032	40,000.00	2.685	5098
9128334U1	228095	2000	US TREASURY STRI ZERO-% 8	09/23/2016	35,536.00	.000	08/15/2032	50,000.00	2.160	5098
9128334U1	228276	2000	US TREASURY STRI ZERO-% 8	10/14/2016	175,682.50	.000	08/15/2032	250,000.00	2.240	5098
9128334U1	234139	2000	S 0 08-15-32	10/26/2017	26,931.60	.000	08/15/2032	40,000.00	2.690	5098
9128334U1	234163	2000	S 0 08-15-32	10/26/2017	33,664.50	.000	08/15/2032	50,000.00	2.690	5098
9128334U1	234198	2000	S 0 08-15-32	10/27/2017	16,784.25	.000	08/15/2032	25,000.00	2.710	5098
9128334U1	237886	2000	S 0 08-15-32	08/23/2018	79,471.20	.000	08/15/2032	120,000.00	2.970	5098
9128334U1	237904	2000	S 0 08-15-32	08/23/2018	26,526.80	.000	08/15/2032	40,000.00	2.960	5098
9128334U1	237941	2000	S 0 08-15-32	08/23/2018	165,577.50	.000	08/15/2032	250,000.00	2.969	5098
9128337S3	189274	2000	US TREASURY STRIP	11/21/2008	1,802.35	.000	11/15/2032	5,000.00	4.300	5190
9128337S3	212660	2000	US TREASURY STRIP	01/17/2013	27,918.00	.000	11/15/2032	50,000.00	2.961	5190
9128337S3	216080	2000	US TREASURY STRIP	11/21/2013	24,560.50	.000	11/15/2032	50,000.00	3.780	5190
9128337S3	216425	2000	US TREASURY STRIP	01/09/2014	47,935.00	.000	11/15/2032	100,000.00	3.940	5190
9128337S3	219702	2000	US TREASURY STRIP	11/20/2014	146,565.00	.000	11/15/2032	250,000.00	2.991	5190
9128337S3	220255	2000	US TREASURY STRIP	01/09/2015	32,604.50	.000	11/15/2032	50,000.00	2.410	5190
9128337S3	220357	2000	US TREASURY STRIP	01/20/2015	64,979.00	.000	11/15/2032	100,000.00	2.434	5190
9128337S3	220445	2000	US TREASURY STRIP	01/26/2015	66,441.00	.000	11/15/2032	100,000.00	2.310	5190
9128337S3	220464	2000	US TREASURY STRIP	01/26/2015	33,136.00	.000	11/15/2032	50,000.00	2.325	5190
9128337S3	220484	2000	US TREASURY STRIP	01/26/2015	26,474.00	.000	11/15/2032	40,000.00	2.332	5190
9128337S3	220512	2000	US TREASURY STRIP	01/27/2015	166,115.00	.000	11/15/2032	250,000.00	2.310	5190
9128337S3	220616	2000	US TREASURY STRIP	01/29/2015	165,100.00	.000	11/15/2032	250,000.00	2.346	5190
9128337S3	225030	2000	USTREASURYSTRIP	12/24/2015	157,917.50	.000	11/15/2032	250,000.00	2.738	5190
9128337S3	225333	2000	USTREASURYSTRIP	02/04/2016	64,965.00	.000	11/15/2032	100,000.00	2.587	5190
9128337S3	228581	2000	US TREASURY STRI ZERO-% 1	11/14/2016	13,071.24	.000	11/15/2032	19,000.00	2.351	5190
9128337S3	229101	2000	S 0 11-15-32	01/12/2017	12,835.00	.000	11/15/2032	20,000.00	2.820	5190
9128337S3	229133	2000	S 0 11-15-32	01/12/2017	12,835.00	.000	11/15/2032	20,000.00	2.820	5190
9128337S3	229280	2000	S 0 11-15-32	01/26/2017	159,365.00	.000	11/15/2032	250,000.00	2.870	5190
9128337S3	229415	2000	S 0 11-15-32	02/02/2017	25,314.80	.000	11/15/2032	40,000.00	2.920	5190
9128337S3	234367	2000	S 0 11-15-32	11/16/2017	66,884.00	.000	11/15/2032	100,000.00	2.700	5190
9128337S3	234939	2000	S 0 11-15-32	01/25/2018	26,348.40	.000	11/15/2032	40,000.00	2.840	5190



Run Date: 9/4/2018 1:27:29 PM

Investments Outstanding As Of Date: 8/31/2018

INVENTORY BY MATURITY REPORT

CUSIP	Investment #	Fund	Issuer	Purchase Date	Current Book	Current Rate	Maturity Date	Current Par	YTM	Days to Maturity
9128337S3	235066	2000	S 0 11-15-32	02/02/2018	26,173.20	.000	11/15/2032	40,000.00	2.890	5190
9128334V9	185240	2000	US TREASURY STRIP	03/27/2008	3,395.00	.000	02/15/2033	10,000.00	4.388	5282
9128334V9	185631	2000	US TREASURY STRIP	04/16/2008	3,425.00	.000	02/15/2033	10,000.00	4.362	5282
9128334V9	185895	2000	US TREASURY STRIP	04/28/2008	8,192.00	.000	02/15/2033	25,000.00	4.550	5282
9128334V9	191133	2000	US TREASURY STRIP	04/13/2009	2,100.00	.000	02/15/2033	5,000.00	3.672	5282
9128334V9	213370	2000	US TREASURY STRIP	03/28/2013	53,837.00	.000	02/15/2033	100,000.00	3.138	5282
9128334V9	216920	2000	US TREASURY STRIP	03/21/2014	126,167.50	.000	02/15/2033	250,000.00	3.650	5282
9128334V9	220888	2000	US TREASURY STRIP	02/13/2015	25,527.60	.000	02/15/2033	40,000.00	2.510	5282
9128334V9	222337	2000	US TREASURY STRIP	04/30/2015	25,347.60	.000	02/15/2033	40,000.00	2.580	5282
9128334V9	225731	2000	USTREASURYSTRIP	03/17/2016	26,375.60	.000	02/15/2033	40,000.00	2.477	5282
9128334V9	225743	2000	USTREASURYSTRIP	03/17/2016	12,048.28	.000	02/15/2033	18,250.00	2.470	5282
9128334V9	229669	2000	S 0 02-15-33	02/24/2017	32,802.64	.000	02/15/2033	52,000.00	2.905	5282
9128334V9	230027	2000	S 0 02-15-33	03/24/2017	252,100.00	.000	02/15/2033	400,000.00	2.925	5282
9128334V9	230122	2000	S 0 02-15-33	03/30/2017	159,667.50	.000	02/15/2033	250,000.00	2.843	5282
9128334V9	230225	2000	S 0 02-15-33	04/06/2017	32,168.00	.000	02/15/2033	50,000.00	2.800	5282
9128334V9	230339	2000	S 0 02-15-33	04/17/2017	26,039.20	.000	02/15/2033	40,000.00	2.730	5282
9128334V9	230979	2000	S 0 02-15-33	04/28/2017	162,880.00	.000	02/15/2033	250,000.00	2.730	5282
9128334V9	235206	2000	S 0 02-15-33	02/15/2018	25,364.80	.000	02/15/2033	40,000.00	3.060	5282
9128334V9	235376	2000	S 0 02-15-33	03/01/2018	25,394.40	.000	02/15/2033	40,000.00	3.060	5282
9128334V9	235401	2000	S 0 02-15-33	03/01/2018	25,304.00	.000	02/15/2033	40,000.00	3.084	5282
9128334V9	235461	2000	S 0 02-15-33	03/05/2018	126,176.00	.000	02/15/2033	200,000.00	3.105	5282
9128334V9	235534	2000	S 0 02-15-33	03/08/2018	25,373.20	.000	02/15/2033	40,000.00	3.070	5282
9128334V9	236291	2000	S 0 02-15-33	04/26/2018	25,254.80	.000	02/15/2033	40,000.00	3.130	5282
9128337T1	186347	2010	US TREASURY STRIP	05/22/2008	2,332,634.10	.000	05/15/2033	7,538,000.00	4.751	5371
9128337T1	186677	2000	US TREASURY STRIP	06/09/2008	7,699.50	.000	05/15/2033	25,000.00	4.780	5371
9128337T1	187240	2000	US TREASURY STRIP	07/11/2008	3,258.10	.000	05/15/2033	10,000.00	4.565	5371
9128337T1	197116	2000	US TREASURY STRIP	05/11/2010	109,083.49	.000	05/15/2033	306,000.00	4.533	5371
9128337T1	197209	2000	US TREASURY STRIP	05/14/2010	8,693.75	.000	05/15/2033	25,000.00	4.645	5371
9128337T1	198716	2000	US TREASURY STRIP	07/13/2010	38,350.00	.000	05/15/2033	100,000.00	4.241	5371
9128337T1	218195	2000	US TREASURY STRIP	06/26/2014	26,236.00	.000	05/15/2033	50,000.00	3.444	5371
9128337T1	218221	2000	US TREASURY STRIP	06/27/2014	26,142.00	.000	05/15/2033	50,000.00	3.464	5371
9128337T1	218591	2000	US TREASURY STRIP	07/31/2014	27,307.50	.000	05/15/2033	50,000.00	3.245	5371
9128337T1	222635	2000	US TREASURY STRIP	05/21/2015	146,737.50	.000	05/15/2033	250,000.00	2.985	5371



Run Date: 9/4/2018 1:27:29 PM

Investments Outstanding As Of Date: 8/31/2018

INVENTORY BY MATURITY REPORT

CUSIP	Investment #	Fund	Issuer	Purchase Date	Current Book	Current Rate	Maturity Date	Current Par	YTM	Days to Maturity
9128337T1	226892	2000	US TREASURY STRI ZERO-% 5	05/26/2016	80,301.60	.000	05/15/2033	120,000.00	2.381	5371
9128337T1	227326	2000	US TREASURY STRI ZERO-% 5	07/15/2016	36,186.50	.000	05/15/2033	50,000.00	1.930	5371
9128337T1	227509	2000	US TREASURY STRI ZERO-% 5	07/29/2016	28,468.80	.000	05/15/2033	40,000.00	2.035	5371
9128337T1	227681	2000	US TREASURY STRI ZERO-% 5	08/12/2016	71,286.00	.000	05/15/2033	100,000.00	2.030	5371
9128337T1	231315	2000	S 0 05-15-33	05/11/2017	25,498.80	.000	05/15/2033	40,000.00	2.832	5371
9128337T1	231588	2000	S 0 05-15-33	06/02/2017	26,160.00	.000	05/15/2033	40,000.00	2.680	5371
9128337T1	237025	2000	S 0 05-15-33	06/14/2018	25,315.60	.000	05/15/2033	40,000.00	3.090	5371
9128337T1	237312	2000	S 0 05-15-33	07/06/2018	25,758.80	.000	05/15/2033	40,000.00	2.984	5371
9128337T1	237401	2000	S 0 05-15-33	07/12/2018	25,758.00	.000	05/15/2033	40,000.00	2.987	5371
9128334W7	188175	2010	US TREASURY STRIP	09/22/2008	202,705.92	.000	08/15/2033	576,000.00	4.239	5463
9128334W7	218849	2000	US TREASURY STRIP	08/28/2014	222,368.00	.000	08/15/2033	400,000.00	3.120	5463
9128334W7	219041	2000	US TREASURY STRIP	09/18/2014	53,750.00	.000	08/15/2033	100,000.00	3.311	5463
9128334W7	219274	2000	US TREASURY STRIP	10/17/2014	23,088.80	.000	08/15/2033	40,000.00	2.940	5463
9128334W7	224327	2000	USTREASURYSTRIP	10/08/2015	61,680.00	.000	08/15/2033	100,000.00	2.725	5463
9128334W7	224495	2000	USTREASURYSTRIP	10/22/2015	61,689.00	.000	08/15/2033	100,000.00	2.730	5463
9128334W7	224557	2000	USTREASURYSTRIP	10/29/2015	24,678.00	.000	08/15/2033	40,000.00	2.732	5463
9128334W7	228096	2000	US TREASURY STRI ZERO-% 8	09/23/2016	34,520.50	.000	08/15/2033	50,000.00	2.205	5463
9128334W7	228277	2000	US TREASURY STRI ZERO-% 8	10/14/2016	170,105.00	.000	08/15/2033	250,000.00	2.300	5463
9128334W7	234140	2000	S 0 08-15-33	10/26/2017	26,058.40	.000	08/15/2033	40,000.00	2.730	5463
9128334W7	234164	2000	S 0 08-15-33	10/26/2017	32,624.00	.000	08/15/2033	50,000.00	2.720	5463
9128334W7	234199	2000	S 0 08-15-33	10/27/2017	16,237.00	.000	08/15/2033	25,000.00	2.750	5463
9128334W7	237885	2000	S 0 08-15-33	08/23/2018	77,162.40	.000	08/15/2033	120,000.00	2.970	5463
9128334W7	237905	2000	S 0 08-15-33	08/23/2018	25,720.80	.000	08/15/2033	40,000.00	2.970	5463
9128334W7	237942	2000	S 0 08-15-33	08/23/2018	160,577.50	.000	08/15/2033	250,000.00	2.977	5463
9128337U8	189275	2000	US TREASURY STRIP	11/21/2008	1,727.25	.000	11/15/2033	5,000.00	4.300	5555
9128337U8	216426	2000	US TREASURY STRIP	01/09/2014	45,822.00	.000	11/15/2033	100,000.00	3.971	5555
9128337U8	219703	2000	US TREASURY STRIP	11/20/2014	141,650.00	.000	11/15/2033	250,000.00	3.015	5555
9128337U8	220256	2000	US TREASURY STRIP	01/09/2015	31,833.00	.000	11/15/2033	50,000.00	2.410	5555
9128337U8	220358	2000	US TREASURY STRIP	01/20/2015	63,356.00	.000	11/15/2033	100,000.00	2.440	5555
9128337U8	220446	2000	US TREASURY STRIP	01/26/2015	64,873.00	.000	11/15/2033	100,000.00	2.315	5555
9128337U8	220465	2000	US TREASURY STRIP	01/26/2015	32,367.00	.000	11/15/2033	50,000.00	2.327	5555
9128337U8	220485	2000	US TREASURY STRIP	01/26/2015	25,843.20	.000	11/15/2033	40,000.00	2.337	5555
9128337U8	220513	2000	US TREASURY STRIP	01/27/2015	162,342.50	.000	11/15/2033	250,000.00	2.310	5555



Run Date: 9/4/2018 1:27:29 PM

Investments Outstanding As Of Date: 8/31/2018

INVENTORY BY MATURITY REPORT

CUSIP	Investment #	Fund	Issuer	Purchase Date	Current Book	Current Rate	Maturity Date	Current Par	YTM	Days to Maturity
9128337U8	220617	2000	US TREASURY STRIP	01/29/2015	161,355.00	.000	11/15/2033	250,000.00	2.344	5555
9128337U8	225031	2000	USTREASURYSTRIP	12/24/2015	152,427.50	.000	11/15/2033	250,000.00	2.784	5555
9128337U8	225334	2000	USTREASURYSTRIP	02/04/2016	62,696.00	.000	11/15/2033	100,000.00	2.644	5555
9128337U8	228582	2000	US TREASURY STRI ZERO-% 1	11/14/2016	11,987.82	.000	11/15/2033	18,000.00	2.405	5555
9128337U8	229103	2000	S 0 11-15-33	01/12/2017	12,397.80	.000	11/15/2033	20,000.00	2.860	5555
9128337U8	229134	2000	S 0 11-15-33	01/12/2017	12,397.80	.000	11/15/2033	20,000.00	2.860	5555
9128337U8	229281	2000	S 0 11-15-33	01/26/2017	154,120.00	.000	11/15/2033	250,000.00	2.900	5555
9128337U8	229400	2000	S 0 11-15-33	02/02/2017	24,429.20	.000	11/15/2033	40,000.00	2.960	5555
9128337U8	234368	2000	S 0 11-15-33	11/16/2017	64,806.00	.000	11/15/2033	100,000.00	2.730	5555
9128337U8	234940	2000	S 0 11-15-33	01/25/2018	25,536.00	.000	11/15/2033	40,000.00	2.860	5555
9128337U8	235067	2000	S 0 11-15-33	02/02/2018	25,354.00	.000	11/15/2033	40,000.00	2.910	5555
9128334X5	185241	2000	US TREASURY STRIP	03/27/2008	3,250.00	.000	02/15/2034	10,000.00	6.638	5647
9128334X5	185637	2000	US TREASURY STRIP	04/16/2008	3,300.00	.000	02/15/2034	10,000.00	6.546	5647
9128334X5	185897	2000	US TREASURY STRIP	04/28/2008	7,851.25	.000	02/15/2034	25,000.00	6.844	5647
9128334X5	191134	2000	US TREASURY STRIP	04/13/2009	2,050.00	.000	02/15/2034	5,000.00	5.248	5647
9128334X5	213371	2000	US TREASURY STRIP	03/28/2013	51,738.00	.000	02/15/2034	100,000.00	3.865	5647
9128334X5	220890	2000	US TREASURY STRIP	02/13/2015	24,852.00	.000	02/15/2034	40,000.00	2.784	5647
9128334X5	222338	2000	US TREASURY STRIP	04/30/2015	24,569.20	.000	02/15/2034	40,000.00	2.852	5647
9128334X5	225733	2000	USTREASURYSTRIP	03/17/2016	25,461.20	.000	02/15/2034	40,000.00	2.642	5647
9128334X5	225745	2000	USTREASURYSTRIP	03/17/2016	11,632.00	.000	02/15/2034	18,250.00	2.634	5647
9128334X5	229670	2000	S 0 02-15-34	02/24/2017	31,631.08	.000	02/15/2034	52,000.00	2.950	5647
9128334X5	230028	2000	S 0 02-15-34	03/24/2017	243,056.00	.000	02/15/2034	400,000.00	2.970	5647
9128334X5	230123	2000	S 0 02-15-34	03/30/2017	154,300.00	.000	02/15/2034	250,000.00	2.879	5647
9128334X5	230226	2000	S 0 02-15-34	04/06/2017	31,027.00	.000	02/15/2034	50,000.00	2.850	5647
9128334X5	230340	2000	S 0 02-15-34	04/17/2017	25,133.20	.000	02/15/2034	40,000.00	2.780	5647
9128334X5	230980	2000	S 0 02-15-34	04/28/2017	157,215.00	.000	02/15/2034	250,000.00	2.780	5647
9128334X5	235207	2000	S 0 02-15-34	02/15/2018	24,567.20	.000	02/15/2034	40,000.00	3.070	5647
9128334X5	235377	2000	S 0 02-15-34	03/01/2018	24,557.60	.000	02/15/2034	40,000.00	3.080	5647
9128334X5	235402	2000	S 0 02-15-34	03/01/2018	24,468.40	.000	02/15/2034	40,000.00	3.103	5647
9128334X5	235462	2000	S 0 02-15-34	03/05/2018	122,174.00	.000	02/15/2034	200,000.00	3.114	5647
9128334X5	235535	2000	S 0 02-15-34	03/08/2018	24,554.80	.000	02/15/2034	40,000.00	3.084	5647
9128334X5	236292	2000	S 0 02-15-34	04/26/2018	24,482.80	.000	02/15/2034	40,000.00	3.130	5647
9128337V6	186678	2000	US TREASURY STRIP	06/09/2008	7,362.75	.000	05/15/2034	25,000.00	4.770	5736



Run Date: 9/4/2018 1:27:29 PM

Investments Outstanding As Of Date: 8/31/2018

INVENTORY BY MATURITY REPORT

CUSIP	Investment #	Fund	Issuer	Purchase Date	Current Book	Current Rate	Maturity Date	Current Par	YTM	Days to Maturity
9128337V6	187241	2000	US TREASURY STRIP	07/11/2008	3,117.50	.000	05/15/2034	10,000.00	4.561	5736
9128337V6	197117	2000	US TREASURY STRIP	05/11/2010	104,429.23	.000	05/15/2034	306,000.00	4.528	5736
9128337V6	197210	2000	US TREASURY STRIP	05/14/2010	8,303.75	.000	05/15/2034	25,000.00	4.645	5736
9128337V6	198717	2000	US TREASURY STRIP	07/13/2010	36,650.00	.000	05/15/2034	100,000.00	4.255	5736
9128337V6	222633	2000	US TREASURY STRIP	05/21/2015	141,057.50	.000	05/15/2034	250,000.00	3.037	5736
9128337V6	226893	2000	US TREASURY STRI ZERO-% 5	05/26/2016	77,565.60	.000	05/15/2034	120,000.00	2.443	5736
9128337V6	227327	2000	US TREASURY STRI ZERO-% 5	07/15/2016	35,154.50	.000	05/15/2034	50,000.00	1.985	5736
9128337V6	227510	2000	US TREASURY NOTE ZERO-%	07/29/2016	27,629.20	.000	05/15/2034	40,000.00	2.090	5736
9128337V6	227682	2000	US TREASURY STRI ZERO-% 5	08/12/2016	69,127.00	.000	05/15/2034	100,000.00	2.090	5736
9128337V6	231292	2000	S 0 05-15-34	05/11/2017	24,601.20	.000	05/15/2034	40,000.00	2.878	5736
9128337V6	231590	2000	S 0 05-15-34	06/02/2017	25,260.40	.000	05/15/2034	40,000.00	2.730	5736
9128337V6	237024	2000	S 0 05-15-34	06/14/2018	24,512.80	.000	05/15/2034	40,000.00	3.100	5736
9128337V6	237313	2000	S 0 05-15-34	07/06/2018	24,991.20	.000	05/15/2034	40,000.00	2.988	5736
9128337V6	237400	2000	S 0 05-15-34	07/12/2018	25,022.40	.000	05/15/2034	40,000.00	2.983	5736
9128334Y3	218850	2000	US TREASURY STRIP	08/28/2014	214,320.00	.000	08/15/2034	400,000.00	3.150	5828
9128334Y3	219276	2000	US TREASURY STRIP	10/17/2014	22,337.20	.000	08/15/2034	40,000.00	2.960	5828
9128334Y3	224328	2000	USTREASURYSTRI	10/08/2015	59,532.00	.000	08/15/2034	100,000.00	2.770	5828
9128334Y3	224466	2000	USTREASURYSTRI	10/22/2015	59,484.00	.000	08/15/2034	100,000.00	2.780	5828
9128334Y3	224558	2000	USTREASURYSTRI	10/29/2015	23,804.40	.000	08/15/2034	40,000.00	2.780	5828
9128334Y3	228097	2000	US TREASURY STRI ZERO-% 8	09/23/2016	33,415.00	.000	08/15/2034	50,000.00	2.265	5828
9128334Y3	228278	2000	US TREASURY STRI ZERO-% 8	10/14/2016	164,655.00	.000	08/15/2034	250,000.00	2.355	5828
9128334Y3	234141	2000	S 0 08-15-34	10/26/2017	25,235.60	.000	08/15/2034	40,000.00	2.760	5828
9128334Y3	234165	2000	S 0 08-15-34	10/26/2017	31,596.50	.000	08/15/2034	50,000.00	2.750	5828
9128334Y3	234200	2000	S 0 08-15-34	10/27/2017	15,721.25	.000	08/15/2034	25,000.00	2.780	5828
9128334Y3	237884	2000	S 0 08-15-34	08/23/2018	74,920.80	.000	08/15/2034	120,000.00	2.970	5828
9128334Y3	237906	2000	S 0 08-15-34	08/23/2018	24,973.60	.000	08/15/2034	40,000.00	2.970	5828
9128334Y3	237943	2000	S 0 08-15-34	08/23/2018	155,855.00	.000	08/15/2034	250,000.00	2.979	5828
9128337W4	189276	2000	US TREASURY STRIP	11/21/2008	1,676.50	.000	11/15/2034	5,000.00	4.250	5920
9128337W4	220257	2000	US TREASURY STRIP	01/09/2015	31,018.50	.000	11/15/2034	50,000.00	2.420	5920
9128337W4	220359	2000	US TREASURY STRIP	01/20/2015	61,815.00	.000	11/15/2034	100,000.00	2.442	5920
9128337W4	220447	2000	US TREASURY STRIP	01/26/2015	63,458.00	.000	11/15/2034	100,000.00	2.310	5920
9128337W4	220466	2000	US TREASURY STRIP	01/26/2015	31,645.50	.000	11/15/2034	50,000.00	2.324	5920
9128337W4	220486	2000	US TREASURY STRIP	01/26/2015	25,269.20	.000	11/15/2034	40,000.00	2.333	5920



Run Date: 9/4/2018 1:27:29 PM

Investments Outstanding As Of Date: 8/31/2018

INVENTORY BY MATURITY REPORT

CUSIP	Investment #	Fund	Issuer	Purchase Date	Current Book	Current Rate	Maturity Date	Current Par	YTM	Days to Maturity
9128337W4	220514	2000	US TREASURY STRIP	01/27/2015	158,657.50	.000	11/15/2034	250,000.00	2.310	5920
9128337W4	220619	2000	US TREASURY STRIP	01/29/2015	157,825.00	.000	11/15/2034	250,000.00	2.337	5920
9128337W4	225032	2000	USTREASURYSTRIP	12/24/2015	146,947.50	.000	11/15/2034	250,000.00	2.832	5920
9128337W4	225335	2000	USTREASURYSTRIP	02/04/2016	60,693.00	.000	11/15/2034	100,000.00	2.677	5920
9128337W4	228583	2000	US TREASURY STRI ZERO-% 1	11/14/2016	11,594.88	.000	11/15/2034	18,000.00	2.458	5920
9128337W4	229106	2000	S 0 11-15-34	01/12/2017	11,966.20	.000	11/15/2034	20,000.00	2.900	5920
9128337W4	229135	2000	S 0 11-15-34	01/12/2017	11,966.20	.000	11/15/2034	20,000.00	2.900	5920
9128337W4	229282	2000	S 0 11-15-34	01/26/2017	148,697.50	.000	11/15/2034	250,000.00	2.940	5920
9128337W4	229401	2000	S 0 11-15-34	02/02/2017	23,556.00	.000	11/15/2034	40,000.00	3.000	5920
9128337W4	234369	2000	S 0 11-15-34	11/16/2017	62,756.00	.000	11/15/2034	100,000.00	2.760	5920
9128337W4	234941	2000	S 0 11-15-34	01/25/2018	24,780.00	.000	11/15/2034	40,000.00	2.870	5920
9128337W4	235069	2000	S 0 11-15-34	02/02/2018	24,591.20	.000	11/15/2034	40,000.00	2.920	5920
9128334Z0	185242	2000	US TREASURY STRIP	03/27/2008	3,120.00	.000	02/15/2035	10,000.00	4.379	6012
9128334Z0	185632	2000	US TREASURY STRIP	04/16/2008	3,150.00	.000	02/15/2035	10,000.00	4.352	6012
9128334Z0	185898	2000	US TREASURY STRIP	04/28/2008	7,546.00	.000	02/15/2035	25,000.00	4.520	6012
9128334Z0	191135	2000	US TREASURY STRIP	04/13/2009	2,000.00	.000	02/15/2035	5,000.00	3.577	6012
9128334Z0	213372	2000	US TREASURY STRIP	03/28/2013	49,712.00	.000	02/15/2035	100,000.00	3.219	6012
9128334Z0	220880	2000	US TREASURY STRIP	02/13/2015	24,189.60	.000	02/15/2035	40,000.00	2.530	6012
9128334Z0	222339	2000	US TREASURY STRIP	04/30/2015	23,800.40	.000	02/15/2035	40,000.00	2.640	6012
9128334Z0	225736	2000	USTREASURYSTRIP	03/17/2016	24,701.20	.000	02/15/2035	40,000.00	2.565	6012
9128334Z0	225746	2000	USTREASURYSTRIP	03/17/2016	11,279.79	.000	02/15/2035	18,250.00	2.560	6012
9128334Z0	229671	2000	S 0 02-15-35	02/24/2017	30,528.16	.000	02/15/2035	52,000.00	2.985	6012
9128334Z0	230029	2000	S 0 02-15-35	03/24/2017	234,748.00	.000	02/15/2035	400,000.00	3.000	6012
9128334Z0	230124	2000	S 0 02-15-35	03/30/2017	148,977.50	.000	02/15/2035	250,000.00	2.916	6012
9128334Z0	230227	2000	S 0 02-15-35	04/06/2017	29,949.50	.000	02/15/2035	50,000.00	2.890	6012
9128334Z0	230341	2000	S 0 02-15-35	04/17/2017	24,277.20	.000	02/15/2035	40,000.00	2.820	6012
9128334Z0	230981	2000	S 0 02-15-35	04/28/2017	151,595.00	.000	02/15/2035	250,000.00	2.830	6012
9128334Z0	235208	2000	S 0 02-15-35	02/15/2018	23,790.00	.000	02/15/2035	40,000.00	3.080	6012
9128334Z0	235378	2000	S 0 02-15-35	03/01/2018	23,778.40	.000	02/15/2035	40,000.00	3.090	6012
9128334Z0	235403	2000	S 0 02-15-35	03/01/2018	23,674.80	.000	02/15/2035	40,000.00	3.116	6012
9128334Z0	235463	2000	S 0 02-15-35	03/05/2018	118,220.00	.000	02/15/2035	200,000.00	3.126	6012
9128334Z0	235536	2000	S 0 02-15-35	03/08/2018	23,759.20	.000	02/15/2035	40,000.00	3.098	6012
9128334Z0	236293	2000	S 0 02-15-35	04/26/2018	23,734.00	.000	02/15/2035	40,000.00	3.130	6012



Run Date: 9/4/2018 1:27:29 PM

Investments Outstanding As Of Date: 8/31/2018

INVENTORY BY MATURITY REPORT

CUSIP	Investment #	Fund	Issuer	Purchase Date	Current Book	Current Rate	Maturity Date	Current Par	YTM	Days to Maturity
912833X88	186679	2000	US TREASURY STRIP	06/09/2008	7,060.75	.000	05/15/2035	25,000.00	4.750	6101
912833X88	187242	2000	US TREASURY STRIP	07/11/2008	2,998.90	.000	05/15/2035	10,000.00	4.537	6101
912833X88	197118	2000	US TREASURY STRIP	05/11/2010	99,845.35	.000	05/15/2035	306,000.00	4.528	6101
912833X88	197211	2000	US TREASURY STRIP	05/14/2010	7,921.25	.000	05/15/2035	25,000.00	4.650	6101
912833X88	198718	2000	US TREASURY STRIP	07/13/2010	35,200.00	.000	05/15/2035	100,000.00	4.248	6101
912833X88	226894	2000	US TREASURY STRI ZERO-% 5	05/26/2016	75,168.00	.000	05/15/2035	120,000.00	2.481	6101
912833X88	227328	2000	US TREASURY STRI ZERO-% 5	07/15/2016	34,211.00	.000	05/15/2035	50,000.00	2.025	6101
912833X88	227511	2000	US TREASURY STRI ZERO-% 5	07/29/2016	26,860.00	.000	05/15/2035	40,000.00	2.130	6101
912833X88	227683	2000	US TREASURY STRI ZERO-% 5	08/12/2016	67,204.00	.000	05/15/2035	100,000.00	2.130	6101
912833X88	231293	2000	S 0 05-15-35	05/11/2017	23,751.60	.000	05/15/2035	40,000.00	2.915	6101
912833X88	231592	2000	S 0 05-15-35	06/02/2017	24,411.20	.000	05/15/2035	40,000.00	2.770	6101
912833X88	237022	2000	S 0 05-15-35	06/14/2018	23,770.00	.000	05/15/2035	40,000.00	3.100	6101
912833X88	237325	2000	S 0 05-15-35	07/06/2018	24,273.60	.000	05/15/2035	40,000.00	2.985	6101
912833X88	237399	2000	S 0 05-15-35	07/12/2018	24,313.60	.000	05/15/2035	40,000.00	2.978	6101
9128335A4	218851	2000	US TREASURY STRIP	08/28/2014	207,300.00	.000	08/15/2035	400,000.00	3.160	6193
9128335A4	219278	2000	US TREASURY STRIP	10/17/2014	21,646.00	.000	08/15/2035	40,000.00	2.970	6193
9128335A4	224467	2000	USTREASURYSTRI	10/22/2015	57,751.00	.000	08/15/2035	100,000.00	2.790	6193
9128335A4	224559	2000	USTREASURYSTRI	10/29/2015	23,111.20	.000	08/15/2035	40,000.00	2.790	6193
9128335A4	228098	2000	US TREASURY STRI ZERO-% 8	09/23/2016	32,397.00	.000	08/15/2035	50,000.00	2.310	6193
9128335A4	228279	2000	US TREASURY STRI ZERO-% 8	10/14/2016	159,355.00	.000	08/15/2035	250,000.00	2.405	6193
9128335A4	234142	2000	S 0 08-15-35	10/26/2017	24,467.20	.000	08/15/2035	40,000.00	2.780	6193
9128335A4	234166	2000	S 0 08-15-35	10/26/2017	30,584.00	.000	08/15/2035	50,000.00	2.780	6193
9128335A4	234201	2000	S 0 08-15-35	10/27/2017	15,239.50	.000	08/15/2035	25,000.00	2.800	6193
9128335A4	237883	2000	S 0 08-15-35	08/23/2018	72,744.00	.000	08/15/2035	120,000.00	2.970	6193
9128335A4	237907	2000	S 0 08-15-35	08/23/2018	24,248.00	.000	08/15/2035	40,000.00	2.970	6193
9128335A4	237944	2000	S 0 08-15-35	08/23/2018	151,390.00	.000	08/15/2035	250,000.00	2.976	6193
912833X96	189277	2000	US TREASURY STRIP	11/21/2008	1,633.15	.000	11/15/2035	5,000.00	4.190	6285
912833X96	220487	2000	US TREASURY STRIP	01/26/2015	24,715.20	.000	11/15/2035	40,000.00	2.328	6285
912833X96	228584	2000	US TREASURY STRI ZERO-% 1	11/14/2016	11,190.42	.000	11/15/2035	18,000.00	2.517	6285
912833X96	229109	2000	S 0 11-15-35	01/12/2017	11,605.20	.000	11/15/2035	20,000.00	2.910	6285
912833X96	229136	2000	S 0 11-15-35	01/12/2017	11,605.20	.000	11/15/2035	20,000.00	2.910	6285
912833X96	229283	2000	S 0 11-15-35	01/26/2017	143,887.50	.000	11/15/2035	250,000.00	2.960	6285
912833X96	229402	2000	S 0 11-15-35	02/02/2017	22,738.40	.000	11/15/2035	40,000.00	3.030	6285



Run Date: 9/4/2018 1:27:29 PM

Investments Outstanding As Of Date: 8/31/2018

INVENTORY BY MATURITY REPORT

CUSIP	Investment #	Fund	Issuer	Purchase Date	Current Book	Current Rate	Maturity Date	Current Par	YTM	Days to Maturity
912833X96	234370	2000	S 0 11-15-35	11/16/2017	60,843.00	.000	11/15/2035	100,000.00	2.780	6285
912833X96	234942	2000	S 0 11-15-35	01/25/2018	24,041.60	.000	11/15/2035	40,000.00	2.880	6285
912833X96	235070	2000	S 0 11-15-35	02/02/2018	23,846.80	.000	11/15/2035	40,000.00	2.930	6285
9128335B2	185243	2000	US TREASURY STRIP	03/27/2008	3,025.00	.000	02/15/2036	10,000.00	4.334	6377
9128335B2	185633	2000	US TREASURY STRIP	04/16/2008	3,075.00	.000	02/15/2036	10,000.00	4.282	6377
9128335B2	185899	2000	US TREASURY STRIP	04/28/2008	7,235.75	.000	02/15/2036	25,000.00	4.510	6377
9128335B2	191136	2000	US TREASURY STRIP	04/13/2009	1,950.00	.000	02/15/2036	5,000.00	3.539	6377
9128335B2	213373	2000	US TREASURY STRIP	03/28/2013	47,998.00	.000	02/15/2036	100,000.00	3.233	6377
9128335B2	220884	2000	US TREASURY STRIP	02/13/2015	23,588.80	.000	02/15/2036	40,000.00	2.530	6377
9128335B2	222340	2000	US TREASURY STRIP	04/30/2015	23,231.60	.000	02/15/2036	40,000.00	2.630	6377
9128335B2	225738	2000	USTREASURYSTRIP	03/17/2016	24,032.00	.000	02/15/2036	40,000.00	2.575	6377
9128335B2	229672	2000	S 0 02-15-36	02/24/2017	29,553.68	.000	02/15/2036	52,000.00	3.000	6377
9128335B2	230030	2000	S 0 02-15-36	03/24/2017	226,888.00	.000	02/15/2036	400,000.00	3.023	6377
9128335B2	230126	2000	S 0 02-15-36	03/30/2017	144,270.00	.000	02/15/2036	250,000.00	2.933	6377
9128335B2	230229	2000	S 0 02-15-36	04/06/2017	28,994.00	.000	02/15/2036	50,000.00	2.910	6377
9128335B2	230342	2000	S 0 02-15-36	04/17/2017	23,563.20	.000	02/15/2036	40,000.00	2.830	6377
9128335B2	230982	2000	S 0 02-15-36	04/28/2017	146,850.00	.000	02/15/2036	250,000.00	2.850	6377
9128335B2	235209	2000	S 0 02-15-36	02/15/2018	23,033.20	.000	02/15/2036	40,000.00	3.090	6377
9128335B2	235379	2000	S 0 02-15-36	03/01/2018	23,060.40	.000	02/15/2036	40,000.00	3.090	6377
9128335B2	235404	2000	S 0 02-15-36	03/01/2018	22,942.00	.000	02/15/2036	40,000.00	3.119	6377
9128335B2	235464	2000	S 0 02-15-36	03/05/2018	114,528.00	.000	02/15/2036	200,000.00	3.130	6377
9128335B2	235537	2000	S 0 02-15-36	03/08/2018	23,040.00	.000	02/15/2036	40,000.00	3.098	6377
9128335B2	236294	2000	S 0 02-15-36	04/26/2018	23,008.00	.000	02/15/2036	40,000.00	3.130	6377
912833Y20	186680	2000	US TREASURY STRIP	06/09/2008	6,773.75	.000	05/15/2036	25,000.00	4.730	6467
912833Y20	187243	2000	US TREASURY STRIP	07/11/2008	2,888.50	.000	05/15/2036	10,000.00	4.510	6467
912833Y20	197119	2000	US TREASURY STRIP	05/11/2010	95,114.59	.000	05/15/2036	306,000.00	4.543	6467
912833Y20	197212	2000	US TREASURY STRIP	05/14/2010	7,554.00	.000	05/15/2036	25,000.00	4.656	6467
912833Y20	198719	2000	US TREASURY STRIP	07/13/2010	33,600.00	.000	05/15/2036	100,000.00	4.266	6467
912833Y20	227512	2000	US TREASURY STRI ZERO-% 5	07/29/2016	26,245.60	.000	05/15/2036	40,000.00	2.140	6467
912833Y20	231294	2000	S 0 05-15-36	05/11/2017	22,953.20	.000	05/15/2036	40,000.00	2.943	6467
912833Y20	231593	2000	S 0 05-15-36	06/02/2017	23,638.00	.000	05/15/2036	40,000.00	2.795	6467
912833Y20	237023	2000	S 0 05-15-36	06/14/2018	23,050.00	.000	05/15/2036	40,000.00	3.100	6467
912833Y20	237326	2000	S 0 05-15-36	07/06/2018	23,582.00	.000	05/15/2036	40,000.00	2.981	6467



Run Date: 9/4/2018 1:27:29 PM

Investments Outstanding As Of Date: 8/31/2018

INVENTORY BY MATURITY REPORT

CUSIP	Investment #	Fund	Issuer	Purchase Date	Current Book	Current Rate	Maturity Date	Current Par	YTM	Days to Maturity
912833Y20	237398	2000	S 0 05-15-36	07/12/2018	23,627.60	.000	05/15/2036	40,000.00	2.973	6467
9128337E4	218852	2000	US TREASURY STRIP	08/28/2014	200,032.00	.000	08/15/2036	400,000.00	3.180	6559
9128337E4	219280	2000	US TREASURY STRIP	10/17/2014	20,926.80	.000	08/15/2036	40,000.00	2.990	6559
9128337E4	224468	2000	USTREASURYSTRIP	10/22/2015	55,943.00	.000	08/15/2036	100,000.00	2.810	6559
9128337E4	224560	2000	USTREASURYSTRIP	10/29/2015	22,406.00	.000	08/15/2036	40,000.00	2.806	6559
9128337E4	234143	2000	S 0 08-15-36	10/26/2017	23,668.80	.000	08/15/2036	40,000.00	2.810	6559
9128337E4	234167	2000	S 0 08-15-36	10/26/2017	29,586.00	.000	08/15/2036	50,000.00	2.810	6559
9128337E4	234202	2000	S 0 08-15-36	10/27/2017	14,739.25	.000	08/15/2036	25,000.00	2.830	6559
9128337E4	237881	2000	S 0 08-15-36	08/23/2018	70,506.00	.000	08/15/2036	120,000.00	2.980	6559
9128337E4	237908	2000	S 0 08-15-36	08/23/2018	23,543.60	.000	08/15/2036	40,000.00	2.970	6559
9128337E4	237945	2000	S 0 08-15-36	08/23/2018	146,907.50	.000	08/15/2036	250,000.00	2.979	6559
912833Y38	189278	2000	US TREASURY STRIP	11/21/2008	1,584.10	.000	11/15/2036	5,000.00	4.150	6651
912833Y38	220488	2000	US TREASURY STRIP	01/26/2015	24,395.20	.000	11/15/2036	40,000.00	2.281	6651
912833Y38	229112	2000	S 0 11-15-36	01/12/2017	11,208.60	.000	11/15/2036	20,000.00	2.940	6651
912833Y38	229137	2000	S 0 11-15-36	01/12/2017	11,208.60	.000	11/15/2036	20,000.00	2.940	6651
912833Y38	229403	2000	S 0 11-15-36	02/02/2017	21,893.60	.000	11/15/2036	40,000.00	3.070	6651
912833Y38	234371	2000	S 0 11-15-36	11/16/2017	58,965.00	.000	11/15/2036	100,000.00	2.800	6651
912833Y38	234943	2000	S 0 11-15-36	01/25/2018	23,320.40	.000	11/15/2036	40,000.00	2.890	6651
912833Y38	235071	2000	S 0 11-15-36	02/02/2018	23,120.40	.000	11/15/2036	40,000.00	2.940	6651
9128337F1	185244	2000	US TREASURY STRIP	03/27/2008	2,900.00	.000	02/15/2037	10,000.00	4.331	6743
9128337F1	185634	2000	US TREASURY STRIP	04/16/2008	2,950.00	.000	02/15/2037	10,000.00	4.279	6743
9128337F1	185900	2000	US TREASURY STRIP	04/28/2008	6,905.00	.000	02/15/2037	25,000.00	4.518	6743
9128337F1	191138	2000	US TREASURY STRIP	04/13/2009	1,900.00	.000	02/15/2037	5,000.00	3.506	6743
9128337F1	213374	2000	US TREASURY STRIP	03/28/2013	46,189.00	.000	02/15/2037	100,000.00	3.260	6743
9128337F1	220886	2000	US TREASURY STRIP	02/13/2015	22,828.80	.000	02/15/2037	40,000.00	2.565	6743
9128337F1	222342	2000	US TREASURY STRIP	04/30/2015	22,462.80	.000	02/15/2037	40,000.00	2.665	6743
9128337F1	225740	2000	USTREASURYSTRIP	03/17/2016	23,280.40	.000	02/15/2037	40,000.00	2.605	6743
9128337F1	230031	2000	S 0 02-15-37	03/24/2017	218,164.00	.000	02/15/2037	400,000.00	3.070	6743
9128337F1	230343	2000	S 0 02-15-37	04/17/2017	22,687.20	.000	02/15/2037	40,000.00	2.880	6743
9128337F1	235210	2000	S 0 02-15-37	02/15/2018	22,295.60	.000	02/15/2037	40,000.00	3.100	6743
9128337F1	235380	2000	S 0 02-15-37	03/01/2018	22,322.40	.000	02/15/2037	40,000.00	3.100	6743
9128337F1	235405	2000	S 0 02-15-37	03/01/2018	22,193.60	.000	02/15/2037	40,000.00	3.131	6743
9128337F1	235465	2000	S 0 02-15-37	03/05/2018	110,778.00	.000	02/15/2037	200,000.00	3.142	6743



Run Date: 9/4/2018 1:27:29 PM

Investments Outstanding As Of Date: 8/31/2018

INVENTORY BY MATURITY REPORT

CUSIP	Investment #	Fund	Issuer	Purchase Date	Current Book	Current Rate	Maturity Date	Current Par	YTM	Days to Maturity
9128337F1	235538	2000	S 0 02-15-37	03/08/2018	22,288.00	.000	02/15/2037	40,000.00	3.111	6743
9128337F1	236295	2000	S 0 02-15-37	04/26/2018	22,263.20	.000	02/15/2037	40,000.00	3.140	6743
912833Y46	186681	2000	US TREASURY STRIP	06/09/2008	6,501.00	.000	05/15/2037	25,000.00	4.710	6832
912833Y46	187244	2000	US TREASURY STRIP	07/11/2008	2,789.90	.000	05/15/2037	10,000.00	4.475	6832
912833Y46	197121	2000	US TREASURY STRIP	05/11/2010	90,637.81	.000	05/15/2037	306,000.00	4.556	6832
912833Y46	197213	2000	US TREASURY STRIP	05/14/2010	7,288.75	.000	05/15/2037	25,000.00	4.617	6832
912833Y46	198720	2000	US TREASURY STRIP	07/13/2010	31,810.00	.000	05/15/2037	100,000.00	4.313	6832
912833Y46	227513	2000	US TREASURY STRI ZERO-% 5	07/29/2016	25,429.60	.000	05/15/2037	40,000.00	2.190	6832
912833Y46	231295	2000	S 0 05-15-37	05/11/2017	22,117.20	.000	05/15/2037	40,000.00	2.983	6832
912833Y46	231595	2000	S 0 05-15-37	06/02/2017	22,810.80	.000	05/15/2037	40,000.00	2.835	6832
912833Y46	237016	2000	S 0 05-15-37	06/14/2018	22,351.60	.000	05/15/2037	40,000.00	3.100	6832
912833Y46	237327	2000	S 0 05-15-37	07/06/2018	22,894.80	.000	05/15/2037	40,000.00	2.981	6832
912833Y46	237397	2000	S 0 05-15-37	07/12/2018	22,945.60	.000	05/15/2037	40,000.00	2.971	6832
912833Z52	218853	2000	US TREASURY STRIP	08/28/2014	192,948.00	.000	08/15/2037	400,000.00	3.200	6924
912833Z52	219281	2000	US TREASURY STRIP	10/17/2014	20,132.80	.000	08/15/2037	40,000.00	3.030	6924
912833Z52	224469	2000	USTREASURYSTRIP	10/22/2015	54,054.00	.000	08/15/2037	100,000.00	2.840	6924
912833Z52	224561	2000	USTREASURYSTRIP	10/29/2015	21,664.40	.000	08/15/2037	40,000.00	2.833	6924
912833Z52	234144	2000	S 0 08-15-37	10/26/2017	22,882.80	.000	08/15/2037	40,000.00	2.840	6924
912833Z52	237880	2000	S 0 08-15-37	08/23/2018	68,450.40	.000	08/15/2037	120,000.00	2.980	6924
912833Z52	237909	2000	S 0 08-15-37	08/23/2018	22,859.60	.000	08/15/2037	40,000.00	2.970	6924
912833Z52	237946	2000	S 0 08-15-37	08/23/2018	142,522.50	.000	08/15/2037	250,000.00	2.983	6924
912834AD0	189279	2000	US TREASURY STRIP	11/21/2008	1,542.10	.000	11/15/2037	5,000.00	4.100	7016
912834AD0	220489	2000	US TREASURY STRIP	01/26/2015	23,676.80	.000	11/15/2037	40,000.00	2.313	7016
912834AD0	229114	2000	S 0 11-15-37	01/12/2017	10,819.40	.000	11/15/2037	20,000.00	2.970	7016
912834AD0	229138	2000	S 0 11-15-37	01/12/2017	10,819.40	.000	11/15/2037	20,000.00	2.970	7016
912834AD0	229404	2000	S 0 11-15-37	02/02/2017	21,106.80	.000	11/15/2037	40,000.00	3.100	7016
912834AD0	234944	2000	S 0 11-15-37	01/25/2018	22,616.80	.000	11/15/2037	40,000.00	2.900	7016
912834AD0	235072	2000	S 0 11-15-37	02/02/2018	22,368.00	.000	11/15/2037	40,000.00	2.960	7016
912833Z60	191137	2000	US TREASURY STRIP	04/13/2009	1,900.00	.000	02/15/2038	5,000.00	4.472	7108
912833Z60	213375	2000	US TREASURY STRIP	03/28/2013	44,327.00	.000	02/15/2038	100,000.00	3.754	7108
912833Z60	220889	2000	US TREASURY STRIP	02/13/2015	22,053.20	.000	02/15/2038	40,000.00	2.740	7108
912833Z60	222344	2000	US TREASURY STRIP	04/30/2015	21,802.40	.000	02/15/2038	40,000.00	2.793	7108
912833Z60	225742	2000	USTREASURYSTRIP	03/17/2016	22,407.20	.000	02/15/2038	40,000.00	2.667	7108



Run Date: 9/4/2018 1:27:29 PM

Investments Outstanding As Of Date: 8/31/2018

INVENTORY BY MATURITY REPORT

CUSIP	Investment #	Fund	Issuer	Purchase Date	Current Book	Current Rate	Maturity Date	Current Par	YTM	Days to Maturity
912833Z60	230032	2000	S 0 02-15-38	03/24/2017	210,184.00	.000	02/15/2038	400,000.00	3.103	7108
912833Z60	230344	2000	S 0 02-15-38	04/17/2017	21,778.00	.000	02/15/2038	40,000.00	2.940	7108
912833Z60	235211	2000	S 0 02-15-38	02/15/2018	21,620.40	.000	02/15/2038	40,000.00	3.100	7108
912833Z60	235381	2000	S 0 02-15-38	03/01/2018	21,646.00	.000	02/15/2038	40,000.00	3.100	7108
912833Z60	235406	2000	S 0 02-15-38	03/01/2018	21,519.20	.000	02/15/2038	40,000.00	3.130	7108
912833Z60	235466	2000	S 0 02-15-38	03/05/2018	107,420.00	.000	02/15/2038	200,000.00	3.140	7108
912833Z60	235539	2000	S 0 02-15-38	03/08/2018	21,632.00	.000	02/15/2038	40,000.00	3.106	7108
912833Z60	236296	2000	S 0 02-15-38	04/26/2018	21,580.40	.000	02/15/2038	40,000.00	3.140	7108
912834AE8	197123	2000	US TREASURY STRIP	05/11/2010	86,531.29	.000	05/15/2038	306,000.00	4.560	7197
912834AE8	197214	2000	US TREASURY STRIP	05/14/2010	6,861.25	.000	05/15/2038	25,000.00	4.671	7197
912834AE8	198721	2000	US TREASURY STRIP	07/13/2010	30,580.00	.000	05/15/2038	100,000.00	4.301	7197
912834AE8	227514	2000	US TREASURY STRI ZERO-% 5	07/29/2016	24,828.40	.000	05/15/2038	40,000.00	2.200	7197
912834AE8	231296	2000	S 0 05-15-38	05/11/2017	21,290.40	.000	05/15/2038	40,000.00	3.024	7197
912834AE8	231598	2000	S 0 05-15-38	06/02/2017	21,972.40	.000	05/15/2038	40,000.00	2.880	7197
912834AE8	237021	2000	S 0 05-15-38	06/14/2018	21,632.00	.000	05/15/2038	40,000.00	3.110	7197
912834AE8	237328	2000	S 0 05-15-38	07/06/2018	22,210.00	.000	05/15/2038	40,000.00	2.985	7197
912834AE8	237396	2000	S 0 05-15-38	07/12/2018	22,275.60	.000	05/15/2038	40,000.00	2.972	7197
912834AT5	218854	2000	US TREASURY STRIP	08/28/2014	185,600.00	.000	08/15/2038	400,000.00	3.230	7289
912834AT5	219283	2000	US TREASURY STRIP	10/17/2014	19,444.80	.000	08/15/2038	40,000.00	3.050	7289
912834AT5	224470	2000	USTREASURYSTRIP	10/22/2015	51,788.00	.000	08/15/2038	100,000.00	2.905	7289
912834AT5	224562	2000	USTREASURYSTRIP	10/29/2015	20,889.60	.000	08/15/2038	40,000.00	2.870	7289
912834AT5	234145	2000	S 0 08-15-38	10/26/2017	22,155.60	.000	08/15/2038	40,000.00	2.860	7289
912834AT5	237910	2000	S 0 08-15-38	08/23/2018	22,152.00	.000	08/15/2038	40,000.00	2.980	7289
912834DU9	220490	2000	US TREASURY STRIP	01/26/2015	22,891.20	.000	11/15/2038	40,000.00	2.359	7381
912834DU9	229117	2000	S 0 11-15-38	01/12/2017	10,392.60	.000	11/15/2038	20,000.00	3.020	7381
912834DU9	229139	2000	S 0 11-15-38	01/12/2017	10,392.60	.000	11/15/2038	20,000.00	3.020	7381
912834DU9	229405	2000	S 0 11-15-38	02/02/2017	20,379.60	.000	11/15/2038	40,000.00	3.120	7381
912834DU9	234945	2000	S 0 11-15-38	01/25/2018	21,974.80	.000	11/15/2038	40,000.00	2.900	7381
912834DU9	235073	2000	S 0 11-15-38	02/02/2018	21,764.80	.000	11/15/2038	40,000.00	2.950	7381
912834AU2	213376	2000	US TREASURY STRIP	03/28/2013	42,661.00	.000	02/15/2039	100,000.00	3.318	7473
912834AU2	220891	2000	US TREASURY STRIP	02/13/2015	21,312.40	.000	02/15/2039	40,000.00	2.640	7473
912834AU2	222346	2000	US TREASURY STRIP	04/30/2015	21,130.00	.000	02/15/2039	40,000.00	2.700	7473
912834AU2	225744	2000	USTREASURYSTRIP	03/17/2016	21,668.80	.000	02/15/2039	40,000.00	2.693	7473



Run Date: 9/4/2018 1:27:29 PM

Investments Outstanding As Of Date: 8/31/2018

INVENTORY BY MATURITY REPORT

CUSIP	Investment #	Fund	Issuer	Purchase Date	Current Book	Current Rate	Maturity Date	Current Par	YTM	Days to Maturity
912834AU2	230033	2000	S 0 02-15-39	03/24/2017	202,780.00	.000	02/15/2039	400,000.00	3.127	7473
912834AU2	230345	2000	S 0 02-15-39	04/17/2017	21,015.20	.000	02/15/2039	40,000.00	2.970	7473
912834AU2	235212	2000	S 0 02-15-39	02/15/2018	20,922.00	.000	02/15/2039	40,000.00	3.110	7473
912834AU2	235382	2000	S 0 02-15-39	03/01/2018	20,947.20	.000	02/15/2039	40,000.00	3.110	7473
912834AU2	235407	2000	S 0 02-15-39	03/01/2018	20,831.20	.000	02/15/2039	40,000.00	3.137	7473
912834AU2	235467	2000	S 0 02-15-39	03/05/2018	103,910.00	.000	02/15/2039	200,000.00	3.150	7473
912834AU2	235540	2000	S 0 02-15-39	03/08/2018	20,950.00	.000	02/15/2039	40,000.00	3.112	7473
912834AU2	236297	2000	S 0 02-15-39	04/26/2018	20,961.20	.000	02/15/2039	40,000.00	3.130	7473
912834DV7	197124	2000	US TREASURY STRIP	05/11/2010	82,568.59	.000	05/15/2039	306,000.00	4.567	7562
912834DV7	197215	2000	US TREASURY STRIP	05/14/2010	6,511.00	.000	05/15/2039	25,000.00	4.693	7562
912834DV7	198722	2000	US TREASURY STRIP	07/13/2010	29,132.00	.000	05/15/2039	100,000.00	4.323	7562
912834DV7	227515	2000	US TREASURY STRI ZERO-% 5	07/29/2016	24,072.80	.000	05/15/2039	40,000.00	2.240	7562
912834DV7	231297	2000	S 0 05-15-39	05/11/2017	20,460.40	.000	05/15/2039	40,000.00	3.069	7562
912834DV7	231600	2000	S 0 05-15-39	06/02/2017	21,146.00	.000	05/15/2039	40,000.00	2.925	7562
912834DV7	237020	2000	S 0 05-15-39	06/14/2018	20,974.80	.000	05/15/2039	40,000.00	3.110	7562
912834DV7	237329	2000	S 0 05-15-39	07/06/2018	21,562.40	.000	05/15/2039	40,000.00	2.984	7562
912834DV7	237395	2000	S 0 05-15-39	07/12/2018	21,642.00	.000	05/15/2039	40,000.00	2.969	7562
912834EP9	224471	2000	USTREASURYSTRI	10/22/2015	49,554.00	.000	08/15/2039	100,000.00	2.970	7654
912834EP9	224563	2000	USTREASURYSTRI	10/29/2015	20,080.40	.000	08/15/2039	40,000.00	2.917	7654
912834EP9	234146	2000	S 0 08-15-39	10/26/2017	21,442.80	.000	08/15/2039	40,000.00	2.880	7654
912834EP9	237911	2000	S 0 08-15-39	08/23/2018	21,506.00	.000	08/15/2039	40,000.00	2.980	7654
912834EV6	220491	2000	US TREASURY STRIP	01/26/2015	22,117.20	.000	11/15/2039	40,000.00	2.403	7746
912834EV6	229120	2000	S 0 11-15-39	01/12/2017	10,018.00	.000	11/15/2039	20,000.00	3.050	7746
912834EV6	229140	2000	S 0 11-15-39	01/12/2017	10,018.00	.000	11/15/2039	20,000.00	3.050	7746
912834EV6	229406	2000	S 0 11-15-39	02/02/2017	19,626.00	.000	11/15/2039	40,000.00	3.150	7746
912834EV6	234946	2000	S 0 11-15-39	01/25/2018	21,397.20	.000	11/15/2039	40,000.00	2.890	7746
912834EV6	235074	2000	S 0 11-15-39	02/02/2018	21,182.00	.000	11/15/2039	40,000.00	2.940	7746
912834FB9	213377	2000	US TREASURY STRIP	03/28/2013	41,063.00	.000	02/15/2040	100,000.00	3.338	7838
912834FB9	225747	2000	USTREASURYSTRI	03/17/2016	20,918.00	.000	02/15/2040	40,000.00	2.729	7838
912834FB9	230034	2000	S 0 02-15-40	03/24/2017	195,152.00	.000	02/15/2040	400,000.00	3.159	7838
912834FB9	230346	2000	S 0 02-15-40	04/17/2017	20,176.40	.000	02/15/2040	40,000.00	3.020	7838
912834FB9	235213	2000	S 0 02-15-40	02/15/2018	20,286.40	.000	02/15/2040	40,000.00	3.110	7838
912834FB9	235383	2000	S 0 02-15-40	03/01/2018	20,310.40	.000	02/15/2040	40,000.00	3.110	7838



Run Date: 9/4/2018 1:27:29 PM

Investments Outstanding As Of Date: 8/31/2018

INVENTORY BY MATURITY REPORT

CUSIP	Investment #	Fund	Issuer	Purchase Date	Current Book	Current Rate	Maturity Date	Current Par	YTM	Days to Maturity
912834FB9	235408	2000	S 0 02-15-40	03/01/2018	20,179.60	.000	02/15/2040	40,000.00	3.140	7838
912834FB9	235468	2000	S 0 02-15-40	03/05/2018	100,930.00	.000	02/15/2040	200,000.00	3.140	7838
912834FB9	235541	2000	S 0 02-15-40	03/08/2018	20,308.40	.000	02/15/2040	40,000.00	3.113	7838
912834FB9	236298	2000	S 0 02-15-40	04/26/2018	20,320.40	.000	02/15/2040	40,000.00	3.130	7838
912834HV3	227516	2000	US TREASURY STRI ZERO-% 5	07/29/2016	23,294.40	.000	05/15/2040	40,000.00	2.285	7928
912834HV3	231299	2000	S 0 05-15-40	05/11/2017	19,676.40	.000	05/15/2040	40,000.00	3.107	7928
912834HV3	231602	2000	S 0 05-15-40	06/02/2017	20,356.00	.000	05/15/2040	40,000.00	2.965	7928
912834HV3	237019	2000	S 0 05-15-40	06/14/2018	20,337.20	.000	05/15/2040	40,000.00	3.110	7928
912834HV3	237330	2000	S 0 05-15-40	07/06/2018	20,887.60	.000	05/15/2040	40,000.00	2.995	7928
912834HV3	237394	2000	S 0 05-15-40	07/12/2018	20,969.20	.000	05/15/2040	40,000.00	2.979	7928
912834JB5	224472	2000	USTREASURYSTRIP	10/22/2015	47,298.00	.000	08/15/2040	100,000.00	3.040	8020
912834JB5	234147	2000	S 0 08-15-40	10/26/2017	20,698.40	.000	08/15/2040	40,000.00	2.910	8020
912834JB5	237912	2000	S 0 08-15-40	08/23/2018	20,834.00	.000	08/15/2040	40,000.00	2.990	8020
912834JH2	229122	2000	S 0 11-15-40	01/12/2017	9,673.80	.000	11/15/2040	20,000.00	3.070	8112
912834JH2	229141	2000	S 0 11-15-40	01/12/2017	9,673.80	.000	11/15/2040	20,000.00	3.070	8112
912834JH2	229407	2000	S 0 11-15-40	02/02/2017	18,800.40	.000	11/15/2040	40,000.00	3.200	8112
912834JH2	234947	2000	S 0 11-15-40	01/25/2018	20,652.00	.000	11/15/2040	40,000.00	2.920	8112
912834JH2	235075	2000	S 0 11-15-40	02/02/2018	20,434.80	.000	11/15/2040	40,000.00	2.970	8112
912834JP4	213378	2000	US TREASURY STRIP	03/28/2013	39,487.00	.000	02/15/2041	100,000.00	3.360	8204
912834JP4	230035	2000	S 0 02-15-41	03/24/2017	186,620.00	.000	02/15/2041	400,000.00	3.216	8204
912834JP4	230347	2000	S 0 02-15-41	04/17/2017	19,466.00	.000	02/15/2041	40,000.00	3.045	8204
912834JP4	235214	2000	S 0 02-15-41	02/15/2018	19,580.80	.000	02/15/2041	40,000.00	3.130	8204
912834JP4	235384	2000	S 0 02-15-41	03/01/2018	19,560.00	.000	02/15/2041	40,000.00	3.140	8204
912834JP4	235409	2000	S 0 02-15-41	03/01/2018	19,459.20	.000	02/15/2041	40,000.00	3.163	8204
912834JP4	235469	2000	S 0 02-15-41	03/05/2018	97,284.00	.000	02/15/2041	200,000.00	3.165	8204
912834JP4	235542	2000	S 0 02-15-41	03/08/2018	19,606.80	.000	02/15/2041	40,000.00	3.132	8204
912834JP4	236299	2000	S 0 02-15-41	04/26/2018	19,654.80	.000	02/15/2041	40,000.00	3.140	8204
912834KH0	231301	2000	S 0 05-15-41	05/11/2017	18,953.20	.000	05/15/2041	40,000.00	3.135	8293
912834KH0	231603	2000	S 0 05-15-41	06/02/2017	19,649.20	.000	05/15/2041	40,000.00	2.990	8293
912834KH0	237018	2000	S 0 05-15-41	06/14/2018	19,674.80	.000	05/15/2041	40,000.00	3.120	8293
912834KH0	237331	2000	S 0 05-15-41	07/06/2018	20,248.80	.000	05/15/2041	40,000.00	3.001	8293
912834KH0	237393	2000	S 0 05-15-41	07/12/2018	20,308.40	.000	05/15/2041	40,000.00	2.990	8293
912834KP2	224473	2000	USTREASURYSTRIP	10/22/2015	45,776.00	.000	08/15/2041	100,000.00	3.050	8385



Run Date: 9/4/2018 1:27:29 PM

Investments Outstanding As Of Date: 8/31/2018

INVENTORY BY MATURITY REPORT

CUSIP	Investment #	Fund	Issuer	Purchase Date	Current Book	Current Rate	Maturity Date	Current Par	YTM	Days to Maturity
912834KP2	234148	2000	S 0 08-15-41	10/26/2017	19,968.00	.000	08/15/2041	40,000.00	2.940	8385
912834KP2	237913	2000	S 0 08-15-41	08/23/2018	20,179.20	.000	08/15/2041	40,000.00	3.000	8385
912834KV9	229124	2000	S 0 11-15-41	01/12/2017	9,337.60	.000	11/15/2041	20,000.00	3.090	8477
912834KV9	229142	2000	S 0 11-15-41	01/12/2017	9,337.60	.000	11/15/2041	20,000.00	3.090	8477
912834KV9	234948	2000	S 0 11-15-41	01/25/2018	19,968.00	.000	11/15/2041	40,000.00	2.940	8477
912834KV9	235076	2000	S 0 11-15-41	02/02/2018	19,794.80	.000	11/15/2041	40,000.00	2.980	8477
912834LB2	213379	2000	US TREASURY STRIP	03/28/2013	37,911.00	.000	02/15/2042	100,000.00	3.386	8569
912834LB2	235215	2000	S 0 02-15-42	02/15/2018	18,937.20	.000	02/15/2042	40,000.00	3.140	8569
912834LB2	235385	2000	S 0 02-15-42	03/01/2018	18,915.60	.000	02/15/2042	40,000.00	3.150	8569
912834LB2	235410	2000	S 0 02-15-42	03/01/2018	18,796.40	.000	02/15/2042	40,000.00	3.177	8569
912834LB2	235470	2000	S 0 02-15-42	03/05/2018	94,054.00	.000	02/15/2042	200,000.00	3.175	8569
912834LB2	235543	2000	S 0 02-15-42	03/08/2018	18,957.20	.000	02/15/2042	40,000.00	3.143	8569
912834LB2	236300	2000	S 0 02-15-42	04/26/2018	19,007.20	.000	02/15/2042	40,000.00	3.150	8569
912834LK2	237017	2000	S 0 05-15-42	06/14/2018	19,030.40	.000	05/15/2042	40,000.00	3.130	8658
912834LK2	237332	2000	S 0 05-15-42	07/06/2018	19,618.40	.000	05/15/2042	40,000.00	3.008	8658
912834LK2	237392	2000	S 0 05-15-42	07/12/2018	20,046.60	.000	05/15/2042	40,000.00	2.919	8658
912834LR7	224474	2000	USTREASURYSTRIP	10/22/2015	44,118.00	.000	08/15/2042	100,000.00	3.075	8750
912834LR7	237914	2000	S 0 08-15-42	08/23/2018	19,587.20	.000	08/15/2042	40,000.00	3.000	8750
912834LX4	234949	2000	S 0 11-15-42	01/25/2018	19,346.40	.000	11/15/2042	40,000.00	2.950	8842
912834LX4	235055	2000	S 0 11-15-42	02/02/2018	19,124.00	.000	11/15/2042	40,000.00	3.000	8842
912834MT2	224475	2000	USTREASURYSTRIP	10/22/2015	43,087.00	.000	08/15/2043	100,000.00	3.050	9115
912834NV6	224476	2000	USTREASURYSTRIP	10/22/2015	41,506.00	.000	08/15/2044	100,000.00	3.075	9481



Ratification Report

From Date: 8/1/2018 To Date: 8/31/2018

Date Basis: Settlement

Run: 09/04/2018 02:12:22 PM

By: Michael Lotko

State of Ohio - Prod

Inv. No.	Description	CUSIP	Fund	Maturity	Settle	TXN Type	Coupon	Yield	Par Value	Book Value	Purchase Interest	Settlement
Fund: 1000 REG INVESTMENT ACCT-REG												
237774	CACPNY 0 08-09-18	22533UH97	1000	08/09/18	08/08/18	PURC	.000	1.900	50,000,000.00	49,997,361.11	0.00	-49,997,361.11
237775	CACPNY 0 08-09-18	22533UH97	1000	08/09/18	08/08/18	PURC	.000	1.900	50,000,000.00	49,997,361.11	0.00	-49,997,361.11
237776	CACPNY 0 08-09-18	22533UH97	1000	08/09/18	08/08/18	PURC	.000	1.900	50,000,000.00	49,997,361.11	0.00	-49,997,361.11
237793	NATXNY 0 08-10-18	63873KHA8	1000	08/10/18	08/09/18	PURC	.000	1.890	50,000,000.00	49,997,375.00	0.00	-49,997,375.00
237794	NATXNY 0 08-10-18	63873KHA8	1000	08/10/18	08/09/18	PURC	.000	1.890	50,000,000.00	49,997,375.00	0.00	-49,997,375.00
237795	CACPNY 0 08-10-18	22533UHA4	1000	08/10/18	08/09/18	PURC	.000	1.900	50,000,000.00	49,997,361.11	0.00	-49,997,361.11
237796	CACPNY 0 08-10-18	22533UHA4	1000	08/10/18	08/09/18	PURC	.000	1.900	50,000,000.00	49,997,361.11	0.00	-49,997,361.11
237797	CACPNY 0 08-10-18	22533UHA4	1000	08/10/18	08/09/18	PURC	.000	1.900	50,000,000.00	49,997,361.11	0.00	-49,997,361.11
237798	CACPNY 0 08-10-18	22533UHA4	1000	08/10/18	08/09/18	PURC	.000	1.900	50,000,000.00	49,997,361.11	0.00	-49,997,361.11
237809	CACPNY 0 08-14-18	22533UHE6	1000	08/14/18	08/10/18	PURC	.000	1.900	50,000,000.00	49,989,444.45	0.00	-49,989,444.45
237810	CACPNY 0 08-14-18	22533UHE6	1000	08/14/18	08/10/18	PURC	.000	1.900	25,000,000.00	24,994,722.22	0.00	-24,994,722.22
237823	CACPNY 0 08-15-18	22533UHF3	1000	08/15/18	08/14/18	PURC	.000	1.900	50,000,000.00	49,997,361.00	0.00	-49,997,361.00
237824	CACPNY 0 08-15-18	22533UHF3	1000	08/15/18	08/14/18	PURC	.000	1.900	50,000,000.00	49,997,361.00	0.00	-49,997,361.00
237825	CACPNY 0 08-15-18	22533UHF3	1000	08/15/18	08/14/18	PURC	.000	1.900	50,000,000.00	49,997,361.00	0.00	-49,997,361.00
237826	CACPNY 0 08-15-18	22533UHF3	1000	08/15/18	08/14/18	PURC	.000	1.900	50,000,000.00	49,997,361.00	0.00	-49,997,361.00
237828	NATXNY 0 08-15-18	63873KHF7	1000	08/15/18	08/14/18	PURC	.000	1.890	50,000,000.00	49,997,375.00	0.00	-49,997,375.00
237829	NATXNY 0 08-15-18	63873KHF7	1000	08/15/18	08/14/18	PURC	.000	1.890	50,000,000.00	49,997,375.00	0.00	-49,997,375.00
237830	NATXNY 0 08-15-18	63873KHF7	1000	08/15/18	08/14/18	PURC	.000	1.890	50,000,000.00	49,997,375.00	0.00	-49,997,375.00
237841	CACPNY 0 08-16-18	22533UHG1	1000	08/16/18	08/15/18	PURC	.000	1.900	50,000,000.00	49,997,361.00	0.00	-49,997,361.00
237847	CACPNY 0 08-23-18	22533UHP1	1000	08/23/18	08/16/18	PURC	.000	1.901	50,000,000.00	49,981,528.00	0.00	-49,981,528.00
237848	CACPNY 0 08-23-18	22533UHP1	1000	08/23/18	08/16/18	PURC	.000	1.901	50,000,000.00	49,981,528.00	0.00	-49,981,528.00
237982	CACPNY 0 08-24-18	22533UHQ9	1000	08/24/18	08/22/18	PURC	.000	1.900	50,000,000.00	49,994,722.00	0.00	-49,994,722.00
237983	CACPNY 0 08-24-18	22533UHQ9	1000	08/24/18	08/22/18	PURC	.000	1.900	25,000,000.00	24,997,361.00	0.00	-24,997,361.00
237995	CACPNY 0 08-24-18	22533UHQ9	1000	08/24/18	08/23/18	PURC	.000	1.900	50,000,000.00	49,997,361.11	0.00	-49,997,361.11
237996	CACPNY 0 08-24-18	22533UHQ9	1000	08/24/18	08/23/18	PURC	.000	1.900	50,000,000.00	49,997,361.11	0.00	-49,997,361.11
237997	NATXNY 0 08-29-18	63873KHV2	1000	08/29/18	08/23/18	PURC	.000	1.901	50,000,000.00	49,984,166.67	0.00	-49,984,166.67
237998	NATXNY 0 08-29-18	63873KHV2	1000	08/29/18	08/23/18	PURC	.000	1.901	50,000,000.00	49,984,166.67	0.00	-49,984,166.67
237999	NATXNY 0 08-29-18	63873KHV2	1000	08/29/18	08/23/18	PURC	.000	1.901	25,000,000.00	24,992,083.33	0.00	-24,992,083.33
238041	CACPNY 0 08-28-18	22533UHU0	1000	08/28/18	08/27/18	PURC	.000	1.900	50,000,000.00	49,997,361.11	0.00	-49,997,361.11
238042	CACPNY 0 08-28-18	22533UHU0	1000	08/28/18	08/27/18	PURC	.000	1.900	50,000,000.00	49,997,361.11	0.00	-49,997,361.11
238043	CACPNY 0 08-28-18	22533UHU0	1000	08/28/18	08/27/18	PURC	.000	1.900	25,000,000.00	24,998,680.56	0.00	-24,998,680.56
238057	CACPNY 0 08-29-18	22533UHV8	1000	08/29/18	08/28/18	PURC	.000	1.900	50,000,000.00	49,997,361.00	0.00	-49,997,361.00
238058	CACPNY 0 08-29-18	22533UHV8	1000	08/29/18	08/28/18	PURC	.000	1.900	10,000,000.00	9,999,472.20	0.00	-9,999,472.20
238074	CACPNY 0 08-30-18	22533UHW6	1000	08/30/18	08/29/18	PURC	.000	1.900	50,000,000.00	49,997,361.11	0.00	-49,997,361.11
238075	CACPNY 0 08-30-18	22533UHW6	1000	08/30/18	08/29/18	PURC	.000	1.900	50,000,000.00	49,997,361.11	0.00	-49,997,361.11
238076	CACPNY 0 08-30-18	22533UHW6	1000	08/30/18	08/29/18	PURC	.000	1.900	50,000,000.00	49,997,361.11	0.00	-49,997,361.11



Ratification Report

From Date: 8/1/2018 To Date: 8/31/2018

Date Basis: Settlement

Run: 09/04/2018 02:12:22 PM

By: Michael Lotko

State of Ohio - Prod

Inv. No.	Description	CUSIP	Fund	Maturity	Settle	TXN Type	Coupon	Yield	Par Value	Book Value	Purchase Interest	Settlement
238095	CACPNY 0 08-31-18	22533UHX4	1000	08/31/18	08/30/18	PURC	.000	1.900	50,000,000.00	49,997,361.11	0.00	-49,997,361.11
238096	CACPNY 0 08-31-18	22533UHX4	1000	08/31/18	08/30/18	PURC	.000	1.900	50,000,000.00	49,997,361.11	0.00	-49,997,361.11
238097	CACPNY 0 08-31-18	22533UHX4	1000	08/31/18	08/30/18	PURC	.000	1.900	25,000,000.00	24,998,680.56	0.00	-24,998,680.56
PURC							.000	1.899	1,785,000,000.00	1,784,825,374.42	0.00	-1,784,825,374.42
Inv Type: 5110 CP-DISC-US-ACT/360-ZERO-Z							.000	1.899	1,785,000,000.00	1,784,825,374.42	0.00	-1,784,825,374.42
184539	GOLDMAN SACHS FI	38141W273	1000	09/01/18	08/02/18	PURC	1.817	1.817	180,000,000.00	180,000,000.00	0.00	-180,000,000.00
184539	GOLDMAN SACHS FI	38141W273	1000	09/01/18	08/30/18	PURC	1.867	1.867	100,000,000.00	100,000,000.00	0.00	-100,000,000.00
213723	INVESCO GOVT & AG	825252885	1000	09/01/18	08/01/18	PURC	1.814	1.814	75,000,000.00	75,000,000.00	0.00	-75,000,000.00
213723	INVESCO GOVT & AG	825252885	1000	09/01/18	08/13/18	PURC	1.826	1.826	30,000,000.00	30,000,000.00	0.00	-30,000,000.00
PURC							1.830	1.830	385,000,000.00	385,000,000.00	0.00	-385,000,000.00
Inv Type: 5646 MONEY MARKET FUND - CASH ACCT							1.830	1.830	385,000,000.00	385,000,000.00	0.00	-385,000,000.00
193190	NOW ACCT-SWEEP ACCT	NOWSW3006	1000	09/01/18	08/02/18	PURC	.500	.500	55,018,875.07	55,018,875.07	0.00	-55,018,875.07
193190	NOW ACCT-SWEEP ACCT	NOWSW3006	1000	09/01/18	08/06/18	PURC	.500	.500	5,306,954.12	5,306,954.12	0.00	-5,306,954.12
193190	NOW ACCT-SWEEP ACCT	NOWSW3006	1000	09/01/18	08/07/18	PURC	.500	.500	6,021,916.68	6,021,916.68	0.00	-6,021,916.68
193190	NOW ACCT-SWEEP ACCT	NOWSW3006	1000	09/01/18	08/09/18	PURC	.500	.500	56,714,501.30	56,714,501.30	0.00	-56,714,501.30
193190	NOW ACCT-SWEEP ACCT	NOWSW3006	1000	09/01/18	08/13/18	PURC	.500	.500	197,472,224.31	197,472,224.31	0.00	-197,472,224.31
193190	NOW ACCT-SWEEP ACCT	NOWSW3006	1000	09/01/18	08/15/18	PURC	.500	.500	46,061,254.95	46,061,254.95	0.00	-46,061,254.95
193190	NOW ACCT-SWEEP ACCT	NOWSW3006	1000	09/01/18	08/16/18	PURC	.500	.500	4,959,222.75	4,959,222.75	0.00	-4,959,222.75
193190	NOW ACCT-SWEEP ACCT	NOWSW3006	1000	09/01/18	08/17/18	PURC	.500	.500	23,347,321.01	23,347,321.01	0.00	-23,347,321.01
193190	NOW ACCT-SWEEP ACCT	NOWSW3006	1000	09/01/18	08/21/18	PURC	.500	.500	19,843,095.77	19,843,095.77	0.00	-19,843,095.77
193190	NOW ACCT-SWEEP ACCT	NOWSW3006	1000	09/01/18	08/22/18	PURC	.500	.500	8,096,549.39	8,096,549.39	0.00	-8,096,549.39
193190	NOW ACCT-SWEEP ACCT	NOWSW3006	1000	09/01/18	08/23/18	PURC	.500	.500	18,867,133.80	18,867,133.80	0.00	-18,867,133.80
193190	NOW ACCT-SWEEP ACCT	NOWSW3006	1000	09/01/18	08/27/18	PURC	.500	.500	14,193,468.28	14,193,468.28	0.00	-14,193,468.28
193190	NOW ACCT-SWEEP ACCT	NOWSW3006	1000	09/01/18	08/28/18	PURC	.500	.500	21,347,951.75	21,347,951.75	0.00	-21,347,951.75
193190	NOW ACCT-SWEEP ACCT	NOWSW3006	1000	09/01/18	08/30/18	PURC	.500	.500	13,445,315.45	13,445,315.45	0.00	-13,445,315.45
193190	NOW ACCT-SWEEP ACCT	NOWSW3006	1000	09/01/18	08/31/18	PURC	.500	.500	6,735,706.66	6,735,706.66	0.00	-6,735,706.66



Ratification Report

From Date: 8/1/2018 To Date: 8/31/2018

Date Basis: Settlement

Run: 09/04/2018 02:12:22 PM

By: Michael Lotko

State of Ohio - Prod

Inv. No.	Description	CUSIP	Fund	Maturity	Settle	TXN Type	Coupon	Yield	Par Value	Book Value	Purchase Interest	Settlement
193190	NOW ACCT-SWEEP ACCT	NOWSW3006	1000	09/01/18	08/31/18	PURC	.500	.500	30,056.28	30,056.28	0.00	-30,056.28
PURC							.500	.500	497,461,547.57	497,461,547.57	0.00	-497,461,547.57
Inv Type: 5648 MONEY MARKET NOW - SWEEP ACCT							.500	.500	497,461,547.57	497,461,547.57	0.00	-497,461,547.57
237674	HSBC SECURITIES US	HR8011812	1000	08/02/18	08/01/18	PURC	1.870	1.870	200,000,000.00	200,000,000.00	0.00	-200,000,000.00
237689	HSBC SECURITIES US	HR8021811	1000	08/03/18	08/02/18	PURC	1.910	1.910	200,000,000.00	200,000,000.00	0.00	-200,000,000.00
237706	HSBC SECURITIES US	HR8031810	1000	08/06/18	08/03/18	PURC	1.840	1.840	200,000,000.00	200,000,000.00	0.00	-200,000,000.00
237724	HSBC SECURITIES US	HR8061817	1000	08/07/18	08/06/18	PURC	1.850	1.850	200,000,000.00	200,000,000.00	0.00	-200,000,000.00
237751	HSBC SECURITIES US	HR8071816	1000	08/08/18	08/07/18	PURC	1.870	1.870	200,000,000.00	200,000,000.00	0.00	-200,000,000.00
237769	HSBC SECURITIES US	HR8081815	1000	08/09/18	08/08/18	PURC	1.880	1.880	200,000,000.00	200,000,000.00	0.00	-200,000,000.00
237790	HSBC SECURITIES US	HR8091814	1000	08/10/18	08/09/18	PURC	1.910	1.910	200,000,000.00	200,000,000.00	0.00	-200,000,000.00
237804	HSBC SECURITIES US	HR8101811	1000	08/13/18	08/10/18	PURC	1.880	1.880	200,000,000.00	200,000,000.00	0.00	-200,000,000.00
237813	HSBC SECURITIES US	HR8131818	1000	08/14/18	08/13/18	PURC	1.900	1.900	200,000,000.00	200,000,000.00	0.00	-200,000,000.00
237818	HSBC SECURITIES US	HR8141817	1000	08/15/18	08/14/18	PURC	1.920	1.920	200,000,000.00	200,000,000.00	0.00	-200,000,000.00
237834	HSBC SECURITIES US	HR8151816	1000	08/16/18	08/15/18	PURC	1.980	1.980	200,000,000.00	200,000,000.00	0.00	-200,000,000.00
237842	HSBC SECURITIES US	HR8161815	1000	08/17/18	08/16/18	PURC	1.980	1.980	200,000,000.00	200,000,000.00	0.00	-200,000,000.00
237862	HSBC SECURITIES US	HR8171814	1000	08/20/18	08/17/18	PURC	1.900	1.900	200,000,000.00	200,000,000.00	0.00	-200,000,000.00
237876	HSBC SECURITIES US	HR8201819	1000	08/21/18	08/20/18	PURC	1.900	1.900	200,000,000.00	200,000,000.00	0.00	-200,000,000.00
237950	HSBC SECURITIES US	HR8211818	1000	08/22/18	08/21/18	PURC	1.900	1.900	200,000,000.00	200,000,000.00	0.00	-200,000,000.00
237968	HSBC SECURITIES US	HR8221817	1000	08/23/18	08/22/18	PURC	1.900	1.900	200,000,000.00	200,000,000.00	0.00	-200,000,000.00
237986	HSBC SECURITIES US	HR8231816	1000	08/24/18	08/23/18	PURC	1.940	1.940	200,000,000.00	200,000,000.00	0.00	-200,000,000.00
238014	HSBC SECURITIES US	HR8241815	1000	08/27/18	08/24/18	PURC	1.950	1.950	200,000,000.00	200,000,000.00	0.00	-200,000,000.00
238038	HSBC SECURITIES US	HR8271812	1000	08/28/18	08/27/18	PURC	1.950	1.950	200,000,000.00	200,000,000.00	0.00	-200,000,000.00
238054	HSBC SECURITIES US	HR8281811	1000	08/29/18	08/28/18	PURC	1.950	1.950	200,000,000.00	200,000,000.00	0.00	-200,000,000.00
238073	HSBC SECURITIES US	HR8291810	1000	08/30/18	08/29/18	PURC	1.930	1.930	200,000,000.00	200,000,000.00	0.00	-200,000,000.00
238087	HSBC SECURITIES US	HR8301817	1000	08/31/18	08/30/18	PURC	1.930	1.930	200,000,000.00	200,000,000.00	0.00	-200,000,000.00
238108	HSBC SECURITIES US	HR8311816	1000	09/04/18	08/31/18	PURC	1.960	1.960	200,000,000.00	200,000,000.00	0.00	-200,000,000.00
PURC							1.913	1.913	4,600,000,000.00	4,600,000,000.00	0.00	-4,600,000,000.00
Inv Type: 5771 REPURCHASE AGREEMENT (TRI -PART							1.913	1.913	4,600,000,000.00	4,600,000,000.00	0.00	-4,600,000,000.00
237694	B 0 11-01-18	912796QF9	1000	11/01/18	08/02/18	PURC	.000	1.985	50,000,000.00	49,750,318.75	0.00	-49,750,318.75
237695	B 0 11-01-18	912796QF9	1000	11/01/18	08/02/18	PURC	.000	1.985	50,000,000.00	49,750,318.75	0.00	-49,750,318.75
237696	B 12-27-18	912796QQ5	1000	12/27/18	08/02/18	PURC	.000	2.100	50,000,000.00	49,574,822.92	0.00	-49,574,822.92
237729	B 0 09-20-18	912796PZ6	1000	09/20/18	08/06/18	PURC	.000	1.864	50,000,000.00	49,883,750.00	0.00	-49,883,750.00
237730	B 0 09-20-18	912796PZ6	1000	09/20/18	08/06/18	PURC	.000	1.864	25,000,000.00	24,941,875.00	0.00	-24,941,875.00
237752	B 0 10-18-18	912796QD4	1000	10/18/18	08/07/18	PURC	.000	1.948	50,000,000.00	49,806,000.00	0.00	-49,806,000.00
237753	B 0 10-18-18	912796QD4	1000	10/18/18	08/07/18	PURC	.000	1.948	25,000,000.00	24,903,000.00	0.00	-24,903,000.00
237799	B 09-27-18	912796QA0	1000	09/27/18	08/09/18	PURC	.000	1.855	50,000,000.00	49,874,097.22	0.00	-49,874,097.22



Ratification Report

From Date: 8/1/2018 To Date: 8/31/2018

Date Basis: Settlement

Run: 09/04/2018 02:12:22 PM

By: Michael Lotko

State of Ohio - Prod

Inv. No.	Description	CUSIP	Fund	Maturity	Settle	TXN Type	Coupon	Yield	Par Value	Book Value	Purchase Interest	Settlement
237827	B 10-11-18	912796NZ8	1000	10/11/18	08/14/18	PURC	.000	1.951	50,000,000.00	49,843,319.44	0.00	-49,843,319.44
237852	B 10-25-18	912796QE2	1000	10/25/18	08/16/18	PURC	.000	1.967	50,000,000.00	49,809,444.44	0.00	-49,809,444.44
237955	B 0 11-08-18	912796PD5	1000	11/08/18	08/21/18	PURC	.000	2.009	50,000,000.00	49,780,555.56	0.00	-49,780,555.56
237956	B 0 11-08-18	912796PD5	1000	11/08/18	08/21/18	PURC	.000	2.009	50,000,000.00	49,780,555.55	0.00	-49,780,555.55
237972	B 0 11-23-18	912796QK8	1000	11/23/18	08/22/18	PURC	.000	2.042	50,000,000.00	49,737,662.50	0.00	-49,737,662.50
237973	B 0 11-23-18	912796QK8	1000	11/23/18	08/22/18	PURC	.000	2.042	50,000,000.00	49,737,662.50	0.00	-49,737,662.50
238000	B 0 11-08-18	912796PD5	1000	11/08/18	08/23/18	PURC	.000	2.019	50,000,000.00	49,785,041.67	0.00	-49,785,041.67
238001	B 0 11-08-18	912796PD5	1000	11/08/18	08/23/18	PURC	.000	2.019	50,000,000.00	49,785,041.66	0.00	-49,785,041.66
238002	B 0 11-23-18	912796QK8	1000	11/23/18	08/23/18	PURC	.000	2.041	50,000,000.00	49,740,611.11	0.00	-49,740,611.11
238003	B 0 11-23-18	912796QK8	1000	11/23/18	08/23/18	PURC	.000	2.041	50,000,000.00	49,740,611.11	0.00	-49,740,611.11
238044	B 0 11-23-18	912796QK8	1000	11/23/18	08/27/18	PURC	.000	2.075	50,000,000.00	49,747,611.11	0.00	-49,747,611.11
238045	B 0 11-23-18	912796QK8	1000	11/23/18	08/27/18	PURC	.000	2.075	50,000,000.00	49,747,611.11	0.00	-49,747,611.11
238093	B 0 11-29-18	912796QL6	1000	11/29/18	08/30/18	PURC	.000	2.086	50,000,000.00	49,737,743.05	0.00	-49,737,743.05
238094	B 0 11-29-18	912796QL6	1000	11/29/18	08/30/18	PURC	.000	2.086	50,000,000.00	49,737,743.06	0.00	-49,737,743.06
238098	B 11-23-18	912796QK8	1000	11/23/18	08/30/18	PURC	.000	2.065	25,000,000.00	24,878,697.92	0.00	-24,878,697.92
PURC							.000	2.006	1,075,000,000.00	1,070,074,094.43	0.00	-1,070,074,094.43
Inv Type: 6000 GOVT-US-ACT/360-ZERO-Z							.000	2.006	1,075,000,000.00	1,070,074,094.43	0.00	-1,070,074,094.43
Subtotal							1.169	1.834	8,342,461,547.57	8,337,361,016.42	0.00	-8,337,361,016.42
Fund: 1010 REG INVESTMENT ACCT-CORE												
237510	FHLMC 3 08-10-22	3134GSS55	1010	08/10/22	08/10/18	PURC	3.000	3.000	10,000,000.00	10,000,000.00	0.00	-10,000,000.00
237840	FHLMC 3.05 08-28-23	3134GSUZ6	1010	08/28/23	08/28/18	PURC	3.050	3.050	10,000,000.00	10,000,000.00	0.00	-10,000,000.00
PURC							3.025	3.025	20,000,000.00	20,000,000.00	0.00	-20,000,000.00
Inv Type: 5370 FHLMC-GOVT-US-30/360-FXD-S							3.025	3.025	20,000,000.00	20,000,000.00	0.00	-20,000,000.00
Subtotal							3.025	3.025	20,000,000.00	20,000,000.00	0.00	-20,000,000.00
Fund: 1020 REG INVESTMENT ACCT-LT TSY												
207633	KEYBANK - INVESTMEN	MMNOW0170	1020	09/01/18	08/01/18	PURC	1.150	1.150	97,500.00	97,500.00	0.00	-97,500.00
207633	KEYBANK - INVESTMEN	MMNOW0170	1020	09/01/18	08/06/18	PURC	1.150	1.150	132,500.00	132,500.00	0.00	-132,500.00
207633	KEYBANK - INVESTMEN	MMNOW0170	1020	09/01/18	08/07/18	PURC	1.150	1.150	10,297,612.23	10,297,612.23	0.00	-10,297,612.23
207633	KEYBANK - INVESTMEN	MMNOW0170	1020	09/01/18	08/08/18	PURC	1.150	1.150	15,467,295.99	15,467,295.99	0.00	-15,467,295.99
207633	KEYBANK - INVESTMEN	MMNOW0170	1020	09/01/18	08/13/18	PURC	1.150	1.150	460,792.75	460,792.75	0.00	-460,792.75
207633	KEYBANK - INVESTMEN	MMNOW0170	1020	09/01/18	08/15/18	PURC	1.150	1.150	12,935,580.38	12,935,580.38	0.00	-12,935,580.38



Ratification Report

From Date: 8/1/2018 To Date: 8/31/2018

Date Basis: Settlement

Run: 09/04/2018 02:12:22 PM

By: Michael Lotko

State of Ohio - Prod

Inv. No.	Description	CUSIP	Fund	Maturity	Settle	TXN Type	Coupon	Yield	Par Value	Book Value	Purchase Interest	Settlement
207633	KEYBANK - INVESTMEN	MMNOW0170	1020	09/01/18	08/16/18	PURC	1.150	1.150	70,200.00	70,200.00	0.00	-70,200.00
207633	KEYBANK - INVESTMEN	MMNOW0170	1020	09/01/18	08/17/18	PURC	1.150	1.150	56,250.00	56,250.00	0.00	-56,250.00
207633	KEYBANK - INVESTMEN	MMNOW0170	1020	09/01/18	08/22/18	PURC	1.150	1.150	123,613.50	123,613.50	0.00	-123,613.50
207633	KEYBANK - INVESTMEN	MMNOW0170	1020	09/01/18	08/23/18	PURC	1.150	1.150	454,500.00	454,500.00	0.00	-454,500.00
207633	KEYBANK - INVESTMEN	MMNOW0170	1020	09/01/18	08/24/18	PURC	1.150	1.150	411,500.00	411,500.00	0.00	-411,500.00
207633	KEYBANK - INVESTMEN	MMNOW0170	1020	09/01/18	08/27/18	PURC	1.150	1.150	5,629,375.00	5,629,375.00	0.00	-5,629,375.00
207633	KEYBANK - INVESTMEN	MMNOW0170	1020	09/01/18	08/28/18	PURC	1.150	1.150	5,393,000.00	5,393,000.00	0.00	-5,393,000.00
207633	KEYBANK - INVESTMEN	MMNOW0170	1020	09/01/18	08/31/18	PURC	1.150	1.150	23,000,247.89	23,000,247.89	0.00	-23,000,247.89
PURC							1.150	1.150	74,529,967.74	74,529,967.74	0.00	-74,529,967.74
Inv Type: 5644 MONEY MARKET NOW ACCT							1.150	1.150	74,529,967.74	74,529,967.74	0.00	-74,529,967.74
237684	T 2 3-4 07-31-23	912828Y61	1020	07/31/23	08/02/18	PURC	2.750	2.877	10,000,000.00	9,941,406.25	1,494.57	-9,942,900.82
237686	T 2 5-8 07-15-21	912828Y20	1020	07/15/21	08/02/18	PURC	2.625	2.782	10,000,000.00	9,955,859.38	12,839.67	-9,968,699.05
237772	T 2 3-4 07-31-23	912828Y61	1020	07/31/23	08/09/18	PURC	2.750	2.841	10,000,000.00	9,957,812.50	6,725.54	-9,964,538.04
PURC							2.708	2.833	30,000,000.00	29,855,078.13	21,059.78	-29,876,137.91
Inv Type: 6020 GOVT-US-ACT/ACT-FXD-S							2.708	2.833	30,000,000.00	29,855,078.13	21,059.78	-29,876,137.91
Subtotal							1.597	1.633	104,529,967.74	104,385,045.87	21,059.78	-104,406,105.65
Fund: 1030 REG INVESTMENT ACCT-LT CORP												
237782	USB 3.4 07-24-23 BK	90331HNV1	1030	07/24/23	08/10/18	PURC	3.400	3.400	5,000,000.00	4,999,950.00	7,555.56	-5,007,505.56
237855	CL 2 1-4 11-15-22 G	19416QEL0	1030	11/15/22	08/20/18	PURC	2.250	2.967	4,515,000.00	4,386,999.75	26,807.81	-4,413,807.56
237859	HNDA 2.6 11-16-22	02665WCA7	1030	11/16/22	08/20/18	PURC	2.600	3.238	1,831,000.00	1,785,005.28	12,430.46	-1,797,435.74
237868	HNDA 2.6 11-16-22	02665WCA7	1030	11/16/22	08/21/18	PURC	2.600	3.204	1,000,000.00	976,210.00	6,861.11	-983,071.11
238084	PG 3.1 08-15-23	742718EB1	1030	08/15/23	08/31/18	PURC	3.100	3.077	3,775,000.00	3,778,926.00	5,201.11	-3,784,127.11
PURC							2.867	3.172	16,121,000.00	15,927,091.03	58,856.05	-15,985,947.08
Inv Type: 5121 CORP-US-30/360-FXD-S							2.867	3.172	16,121,000.00	15,927,091.03	58,856.05	-15,985,947.08
Subtotal							2.867	3.172	16,121,000.00	15,927,091.03	58,856.05	-15,985,947.08
Fund: 2000 OH LOTTERY COMM-STRUCTURED												
237880	S 0 08-15-37	912833Z52	2000	08/15/37	08/23/18	PURC	.000	2.980	120,000.00	68,450.40	0.00	-68,450.40
237881	S 0 08-15-36	9128337E4	2000	08/15/36	08/23/18	PURC	.000	2.980	120,000.00	70,506.00	0.00	-70,506.00
237882	S 0 08-15-24	912833LS7	2000	08/15/24	08/23/18	PURC	.000	2.770	120,000.00	101,802.00	0.00	-101,802.00
237883	S 0 08-15-35	9128335A4	2000	08/15/35	08/23/18	PURC	.000	2.970	120,000.00	72,744.00	0.00	-72,744.00



Ratification Report

From Date: 8/1/2018 To Date: 8/31/2018

Date Basis: Settlement

Run: 09/04/2018 02:12:22 PM

By: Michael Lotko

State of Ohio - Prod

Inv. No.	Description	CUSIP	Fund	Maturity	Settle	TXN Type	Coupon	Yield	Par Value	Book Value	Purchase Interest	Settlement
237884	S 0 08-15-34	9128334Y3	2000	08/15/34	08/23/18	PURC	.000	2.970	120,000.00	74,920.80	0.00	-74,920.80
237885	S 0 08-15-33	9128334W7	2000	08/15/33	08/23/18	PURC	.000	2.970	120,000.00	77,162.40	0.00	-77,162.40
237886	S 0 08-15-32	9128334U1	2000	08/15/32	08/23/18	PURC	.000	2.970	120,000.00	79,471.20	0.00	-79,471.20
237887	S 0 08-15-31	9128334S6	2000	08/15/31	08/23/18	PURC	.000	2.950	120,000.00	82,058.40	0.00	-82,058.40
237888	S 0 08-15-19	912833KW9	2000	08/15/19	08/23/18	PURC	.000	2.430	120,000.00	117,198.00	0.00	-117,198.00
237889	S 0 08-15-20	912833LA6	2000	08/15/20	08/23/18	PURC	.000	2.610	120,000.00	113,998.80	0.00	-113,998.80
237890	S 0 08-15-21	912833LE8	2000	08/15/21	08/23/18	PURC	.000	2.670	120,000.00	110,886.00	0.00	-110,886.00
237891	S 0 08-15-22	912833LJ7	2000	08/15/22	08/23/18	PURC	.000	2.720	120,000.00	107,770.80	0.00	-107,770.80
237892	S 0 08-15-23	912833LM0	2000	08/15/23	08/23/18	PURC	.000	2.740	120,000.00	104,796.00	0.00	-104,796.00
237893	S 0 08-15-25	912833LW8	2000	08/15/25	08/23/18	PURC	.000	2.810	120,000.00	98,767.20	0.00	-98,767.20
237894	S 0 08-15-26	912833PA2	2000	08/15/26	08/23/18	PURC	.000	2.840	120,000.00	95,823.60	0.00	-95,823.60
237895	S 0 08-15-27	912833PE4	2000	08/15/27	08/23/18	PURC	.000	2.880	120,000.00	92,829.60	0.00	-92,829.60
237896	S 0 08-15-30	912833XY1	2000	08/15/30	08/23/18	PURC	.000	2.940	120,000.00	84,596.40	0.00	-84,596.40
237897	S 0 08-15-29	912833XP0	2000	08/15/29	08/23/18	PURC	.000	2.920	120,000.00	87,290.40	0.00	-87,290.40
237898	S 0 08-15-28	912833RZ5	2000	08/15/28	08/23/18	PURC	.000	2.910	120,000.00	89,947.20	0.00	-89,947.20
237903	S 0 08-15-31	9128334S6	2000	08/15/31	08/23/18	PURC	.000	2.950	40,000.00	27,352.80	0.00	-27,352.80
237904	S 0 08-15-32	9128334U1	2000	08/15/32	08/23/18	PURC	.000	2.960	40,000.00	26,526.80	0.00	-26,526.80
237905	S 0 08-15-33	9128334W7	2000	08/15/33	08/23/18	PURC	.000	2.970	40,000.00	25,720.80	0.00	-25,720.80
237906	S 0 08-15-34	9128334Y3	2000	08/15/34	08/23/18	PURC	.000	2.970	40,000.00	24,973.60	0.00	-24,973.60
237907	S 0 08-15-35	9128335A4	2000	08/15/35	08/23/18	PURC	.000	2.970	40,000.00	24,248.00	0.00	-24,248.00
237908	S 0 08-15-36	9128337E4	2000	08/15/36	08/23/18	PURC	.000	2.970	40,000.00	23,543.60	0.00	-23,543.60
237909	S 0 08-15-37	912833Z52	2000	08/15/37	08/23/18	PURC	.000	2.970	40,000.00	22,859.60	0.00	-22,859.60
237910	S 0 08-15-38	912834AT5	2000	08/15/38	08/23/18	PURC	.000	2.980	40,000.00	22,152.00	0.00	-22,152.00
237911	S 0 08-15-39	912834EP9	2000	08/15/39	08/23/18	PURC	.000	2.980	40,000.00	21,506.00	0.00	-21,506.00
237912	S 0 08-15-40	912834JB5	2000	08/15/40	08/23/18	PURC	.000	2.990	40,000.00	20,834.00	0.00	-20,834.00
237913	S 0 08-15-41	912834KP2	2000	08/15/41	08/23/18	PURC	.000	3.000	40,000.00	20,179.20	0.00	-20,179.20
237914	S 0 08-15-42	912834LR7	2000	08/15/42	08/23/18	PURC	.000	3.000	40,000.00	19,587.20	0.00	-19,587.20
237915	S 0 08-15-19	912833KW9	2000	08/15/19	08/23/18	PURC	.000	2.430	40,000.00	39,066.00	0.00	-39,066.00
237916	S 0 08-15-20	912833LA6	2000	08/15/20	08/23/18	PURC	.000	2.610	40,000.00	37,999.60	0.00	-37,999.60
237917	S 0 08-15-21	912833LE8	2000	08/15/21	08/23/18	PURC	.000	2.660	40,000.00	36,972.80	0.00	-36,972.80
237918	S 0 08-15-22	912833LJ7	2000	08/15/22	08/23/18	PURC	.000	2.720	40,000.00	35,923.60	0.00	-35,923.60
237919	S 0 08-15-23	912833LM0	2000	08/15/23	08/23/18	PURC	.000	2.730	40,000.00	34,949.20	0.00	-34,949.20
237920	S 0 08-15-24	912833LS7	2000	08/15/24	08/23/18	PURC	.000	2.760	40,000.00	33,954.00	0.00	-33,954.00
237921	S 0 08-15-25	912833LW8	2000	08/15/25	08/23/18	PURC	.000	2.800	40,000.00	32,945.20	0.00	-32,945.20
237922	S 0 08-15-26	912833PA2	2000	08/15/26	08/23/18	PURC	.000	2.830	40,000.00	31,966.00	0.00	-31,966.00
237923	S 0 08-15-27	912833PE4	2000	08/15/27	08/23/18	PURC	.000	2.880	40,000.00	30,943.20	0.00	-30,943.20
237924	S 0 08-15-28	912833RZ5	2000	08/15/28	08/23/18	PURC	.000	2.900	40,000.00	30,011.60	0.00	-30,011.60



Ratification Report

From Date: 8/1/2018 To Date: 8/31/2018

Date Basis: Settlement

Run: 09/04/2018 02:12:22 PM

By: Michael Lotko

State of Ohio - Prod

Inv. No.	Description	CUSIP	Fund	Maturity	Settle	TXN Type	Coupon	Yield	Par Value	Book Value	Purchase Interest	Settlement
237925	S 0 08-15-29	912833XP0	2000	08/15/29	08/23/18	PURC	.000	2.920	40,000.00	29,096.80	0.00	-29,096.80
237926	S 0 08-15-30	912833XY1	2000	08/15/30	08/23/18	PURC	.000	2.930	40,000.00	28,232.00	0.00	-28,232.00
237928	S 0 08-15-19	912833KW9	2000	08/15/19	08/23/18	PURC	.000	2.444	250,000.00	244,130.00	0.00	-244,130.00
237929	S 0 08-15-20	912833LA6	2000	08/15/20	08/23/18	PURC	.000	2.617	250,000.00	237,467.50	0.00	-237,467.50
237930	S 0 08-15-21	912833LE8	2000	08/15/21	08/23/18	PURC	.000	2.671	250,000.00	231,005.00	0.00	-231,005.00
237931	S 0 08-15-22	912833LJ7	2000	08/15/22	08/23/18	PURC	.000	2.716	250,000.00	224,560.00	0.00	-224,560.00
237932	S 0 08-15-23	912833LM0	2000	08/15/23	08/23/18	PURC	.000	2.731	250,000.00	218,420.00	0.00	-218,420.00
237933	S 0 08-15-24	912833LS7	2000	08/15/24	08/23/18	PURC	.000	2.765	250,000.00	212,152.50	0.00	-212,152.50
237934	S 0 08-15-25	912833LW8	2000	08/15/25	08/23/18	PURC	.000	2.806	250,000.00	205,827.50	0.00	-205,827.50
237935	S 0 08-15-26	912833PA2	2000	08/15/26	08/23/18	PURC	.000	2.838	250,000.00	199,660.00	0.00	-199,660.00
237936	S 0 08-15-27	912833PE4	2000	08/15/27	08/23/18	PURC	.000	2.880	250,000.00	193,395.00	0.00	-193,395.00
237937	S 0 08-15-28	912833RZ5	2000	08/15/28	08/23/18	PURC	.000	2.908	250,000.00	187,427.50	0.00	-187,427.50
237938	S 0 08-15-29	912833XP0	2000	08/15/29	08/23/18	PURC	.000	2.925	250,000.00	181,762.50	0.00	-181,762.50
237939	S 0 08-15-30	912833XY1	2000	08/15/30	08/23/18	PURC	.000	2.944	250,000.00	176,165.00	0.00	-176,165.00
237940	S 0 08-15-31	9128334S6	2000	08/15/31	08/23/18	PURC	.000	2.958	250,000.00	170,790.00	0.00	-170,790.00
237941	S 0 08-15-32	9128334U1	2000	08/15/32	08/23/18	PURC	.000	2.969	250,000.00	165,577.50	0.00	-165,577.50
237942	S 0 08-15-33	9128334W7	2000	08/15/33	08/23/18	PURC	.000	2.977	250,000.00	160,577.50	0.00	-160,577.50
237943	S 0 08-15-34	9128334Y3	2000	08/15/34	08/23/18	PURC	.000	2.979	250,000.00	155,855.00	0.00	-155,855.00
237944	S 0 08-15-35	9128335A4	2000	08/15/35	08/23/18	PURC	.000	2.976	250,000.00	151,390.00	0.00	-151,390.00
237945	S 0 08-15-36	9128337E4	2000	08/15/36	08/23/18	PURC	.000	2.979	250,000.00	146,907.50	0.00	-146,907.50
237946	S 0 08-15-37	912833Z52	2000	08/15/37	08/23/18	PURC	.000	2.983	250,000.00	142,522.50	0.00	-142,522.50
PURC							.000	2.848	7,990,000.00	6,018,155.30	0.00	-6,018,155.30
Inv Type: 6030 GOVT-US-ACT/ACT-ZERO-Z							.000	2.848	7,990,000.00	6,018,155.30	0.00	-6,018,155.30
Subtotal							.000	2.848	7,990,000.00	6,018,155.30	0.00	-6,018,155.30
Fund: 3000 BID OHIO												
237777	BID OHIO	LD19B0106	3000	02/06/19	08/08/18	PURC	2.250	2.250	1,000,000.00	1,000,000.00	0.00	-1,000,000.00
237778	BID OHIO	LD19B0122	3000	02/06/19	08/08/18	PURC	2.250	2.250	3,000,000.00	3,000,000.00	0.00	-3,000,000.00
237779	BID OHIO	LD19B0130	3000	02/06/19	08/08/18	PURC	2.250	2.250	1,000,000.00	1,000,000.00	0.00	-1,000,000.00
237780	BID OHIO	LD19B0148	3000	02/06/19	08/08/18	PURC	2.250	2.250	2,000,000.00	2,000,000.00	0.00	-2,000,000.00
237781	BID OHIO	LD19B0114	3000	02/06/19	08/08/18	PURC	2.250	2.250	5,000,000.00	5,000,000.00	0.00	-5,000,000.00
237971	BID OHIO	LD19B0155	3000	11/21/18	08/22/18	PURC	2.100	2.100	1,000,000.00	1,000,000.00	0.00	-1,000,000.00
PURC							2.238	2.238	13,000,000.00	13,000,000.00	0.00	-13,000,000.00
Inv Type: 6103 SPRJ-BID OHIO							2.238	2.238	13,000,000.00	13,000,000.00	0.00	-13,000,000.00
Subtotal							2.238	2.238	13,000,000.00	13,000,000.00	0.00	-13,000,000.00



Ratification Report

From Date: 8/1/2018 To Date: 8/31/2018

Date Basis: Settlement

Run: 09/04/2018 02:12:22 PM

By: Michael Lotko

State of Ohio - Prod

Inv. No.	Description	CUSIP	Fund	Maturity	Settle	TXN Type	Coupon	Yield	Par Value	Book Value	Purchase Interest	Settlement
Fund: 3030 ECO LINK												
237687	ROBERT EDWARDS	EC1900157	3030	07/31/20	08/01/18	PURC	1.750	1.750	225,000.00	225,000.00	0.00	-225,000.00
237831	RICHARD ROHR	EC1900165	3030	08/14/20	08/14/18	PURC	1.750	1.750	223,349.00	223,349.00	0.00	-223,349.00
238047	KYLA SHOPE	EC1900173	3030	08/27/20	08/27/18	PURC	1.750	1.750	136,200.00	136,200.00	0.00	-136,200.00
238100	GEOFFREY & GINA F	EC1900249	3030	08/28/20	08/30/18	PURC	1.750	1.750	279,729.87	279,729.87	0.00	-279,729.87
238101	BRIAN AND PAMELA	EC1900231	3030	08/28/20	08/30/18	PURC	1.750	1.750	207,200.00	207,200.00	0.00	-207,200.00
238102	PATRICK AND DIANA	EC1900223	3030	08/28/20	08/30/18	PURC	1.750	1.750	349,300.00	349,300.00	0.00	-349,300.00
238103	JEFFREY AND ELIZAB	EC1900207	3030	08/28/20	08/30/18	PURC	1.750	1.750	250,000.00	250,000.00	0.00	-250,000.00
238104	DONA AND SHARON	EC1900215	3030	08/28/20	08/30/18	PURC	1.750	1.750	274,610.00	274,610.00	0.00	-274,610.00
238105	JOHN ROTTENBORN	EC1900199	3030	08/28/20	08/30/18	PURC	1.750	1.750	75,000.00	75,000.00	0.00	-75,000.00
238106	DUSTIN BOLEY	EC1900181	3030	08/28/20	08/30/18	PURC	1.750	1.750	85,410.00	85,410.00	0.00	-85,410.00
238113	JEROME LEWIS	EC1900256	3030	08/31/20	08/31/18	PURC	1.750	1.750	111,625.00	111,625.00	0.00	-111,625.00
238114	KEVIN FITZGERALD	EC1900264	3030	08/31/20	08/31/18	PURC	1.750	1.750	150,000.00	150,000.00	0.00	-150,000.00
238115	KEVIN AND SHARON	EC1900272	3030	08/31/20	08/31/18	PURC	1.750	1.750	350,000.00	350,000.00	0.00	-350,000.00
238116	MARK COBB	EC1900280	3030	08/31/20	08/31/18	PURC	1.750	1.750	100,000.00	100,000.00	0.00	-100,000.00
238117	JOHN M MITCHELL	EC1900298	3030	08/31/20	08/31/18	PURC	1.750	1.750	297,500.00	297,500.00	0.00	-297,500.00
PURC							1.750	1.750	3,114,923.87	3,114,923.87	0.00	-3,114,923.87
Inv Type: 6113 SPRJ-ECO-LINK							1.750	1.750	3,114,923.87	3,114,923.87	0.00	-3,114,923.87
Subtotal							1.750	1.750	3,114,923.87	3,114,923.87	0.00	-3,114,923.87
Fund: 3040 RE-ENERGIZE OHIO												
238060	PATENTED ACQUISIT	RE1900019	3040	08/28/20	08/28/18	PURC	1.750	1.750	436,584.00	436,584.00	0.00	-436,584.00
PURC							1.750	1.750	436,584.00	436,584.00	0.00	-436,584.00
Inv Type: 6121 SPRJ-RE-ENERGIZE INT @ MATURIT							1.750	1.750	436,584.00	436,584.00	0.00	-436,584.00
Subtotal							1.750	1.750	436,584.00	436,584.00	0.00	-436,584.00
Fund: 3050 GROW NOW												
238082	TOOL TECH LLC	LD1900066	3050	08/28/20	08/29/18	PURC	1.750	1.750	269,591.67	269,591.67	0.00	-269,591.67
PURC							1.750	1.750	269,591.67	269,591.67	0.00	-269,591.67
Inv Type: 6116 SPRJ-GROWNOW INT @ MATURITY							1.750	1.750	269,591.67	269,591.67	0.00	-269,591.67
Subtotal							1.750	1.750	269,591.67	269,591.67	0.00	-269,591.67
Grand Total		Count 214		1.183	1.838	8,507,923,614.85	8,500,512,408.16	79,915.83	-8,500,592,323.99			